

US00D553007S

(12) **United States Design Patent** (10) **Patent No.:** **US D553,007 S**
Goodwin et al. (45) **Date of Patent:** **** Oct. 16, 2007**

(54) **PACKAGING CONTAINER FOR GELS AND THE LIKE**

D435,440 S * 12/2000 Croft et al. D9/696
D442,078 S * 5/2001 Fuquen D9/707
D501,398 S * 2/2005 Tobolka D9/707
D525,144 S * 7/2006 Risgalla D9/707

(75) Inventors: **Ryan Goodwin**, Draper, UT (US);
Peder Singleton, Draper, UT (US)

* cited by examiner

(73) Assignee: **Agel Enterprises, LLC**, Provo, UT (US)

Primary Examiner—Caron D. Veynar
Assistant Examiner—Abraham Bahta
(74) *Attorney, Agent, or Firm*—TraskBritt

(**) Term: **14 Years**

(21) Appl. No.: **29/259,091**

(57) **CLAIM**

(22) Filed: **May 2, 2006**

The ornamental design for a packaging container for gels and the like, as shown and described.

(51) **LOC (8) Cl.** **09-05**

(52) **U.S. Cl.** **D9/707**

(58) **Field of Classification Search** D9/702-711,
D9/695-699, 720, 722, 414; D28/5, 7; D24/108;
222/92, 107, 215, 527; D3/271.3; 206/457,
206/822, 823

See application file for complete search history.

DESCRIPTION

FIG. 1 is a perspective view of a container showing our new design;

FIG. 2 is front view of the container of FIG. 1;

FIG. 3 is a back view of the container of FIG. 1;

FIG. 4 is a right side view of the container of FIG. 1;

FIG. 5 is a left side view of the container of FIG. 1; and,

FIG. 6 is a top view of the container of FIG. 1.

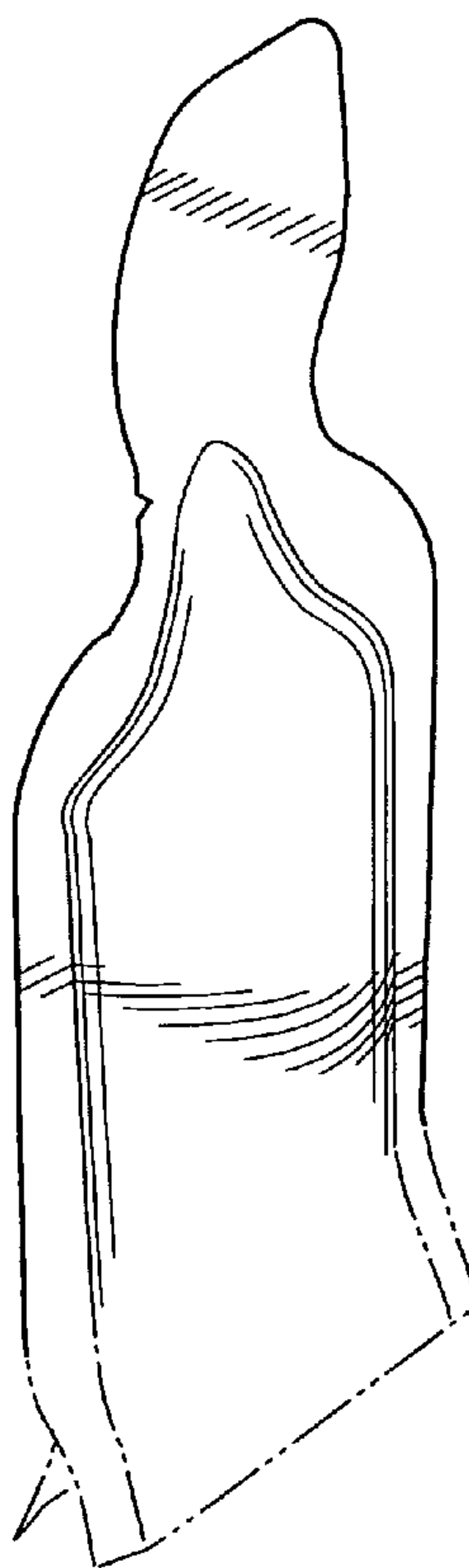
The broken line showing the bottom portion of the container in the FIGs. is for illustrative purposes only and forms no part of the claimed design.

(56) **References Cited**

U.S. PATENT DOCUMENTS

D336,034 S * 6/1993 Rebilas D9/709
D349,045 S * 7/1994 Schmitt D9/692
D350,690 S * 9/1994 Herro D9/696
D410,838 S * 6/1999 Berman D9/710
D418,404 S * 1/2000 Irwin et al. D9/685
D433,624 S * 11/2000 Negre D9/691

1 Claim, 2 Drawing Sheets



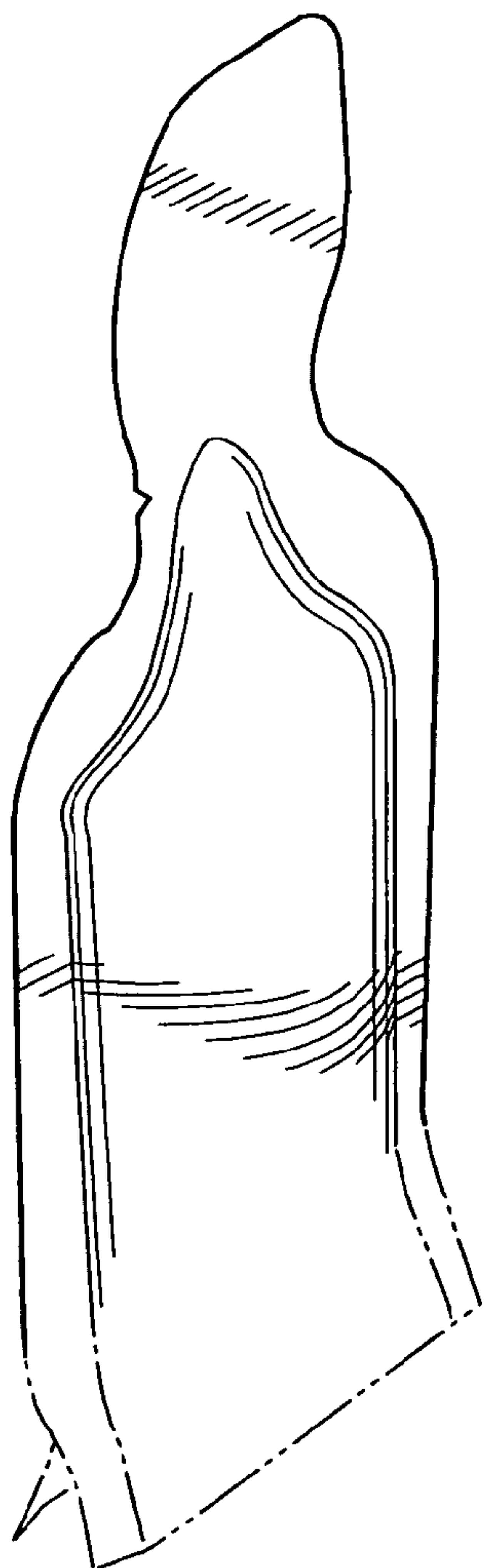


FIG. 1

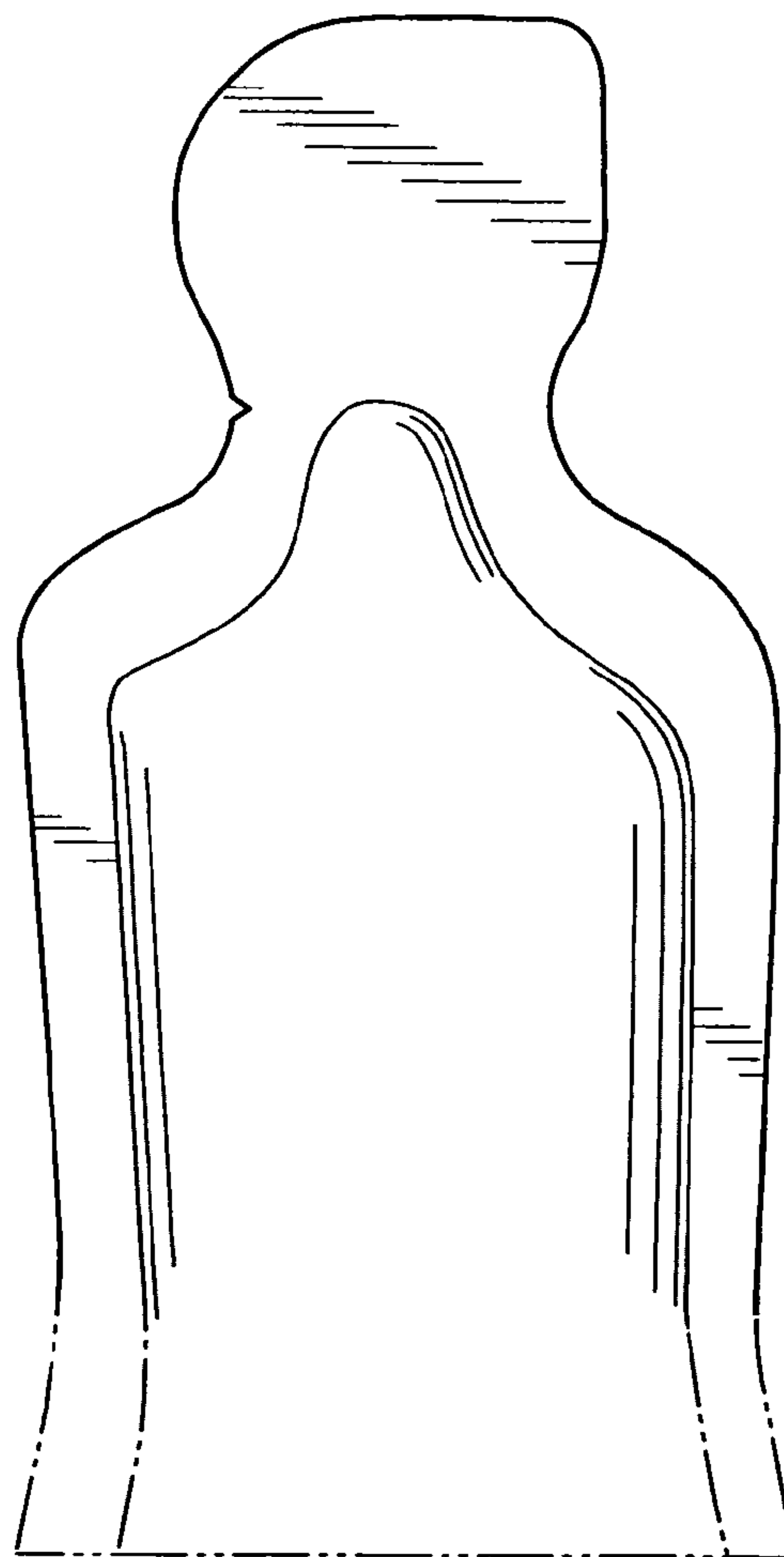


FIG. 2

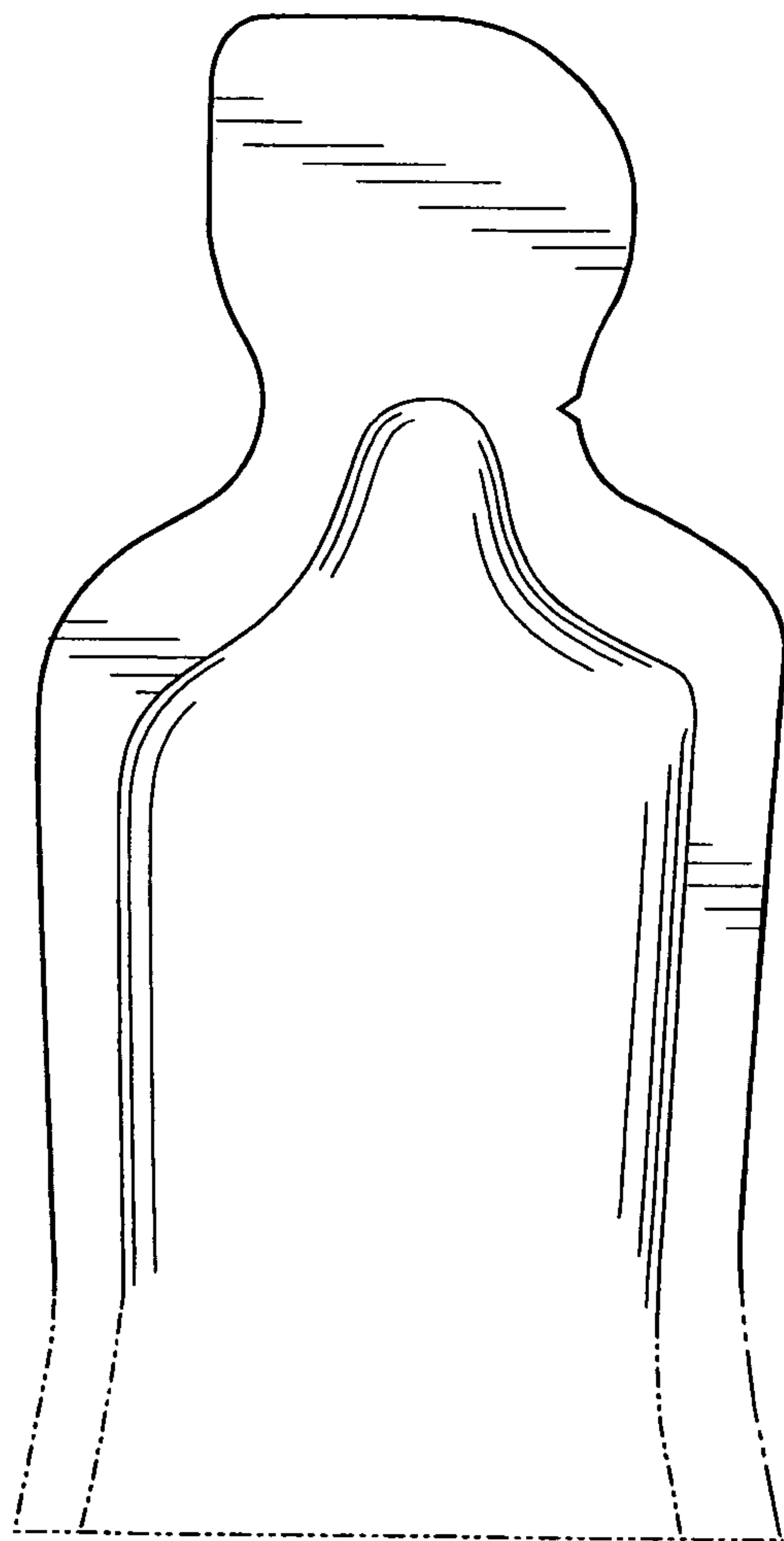


FIG. 3

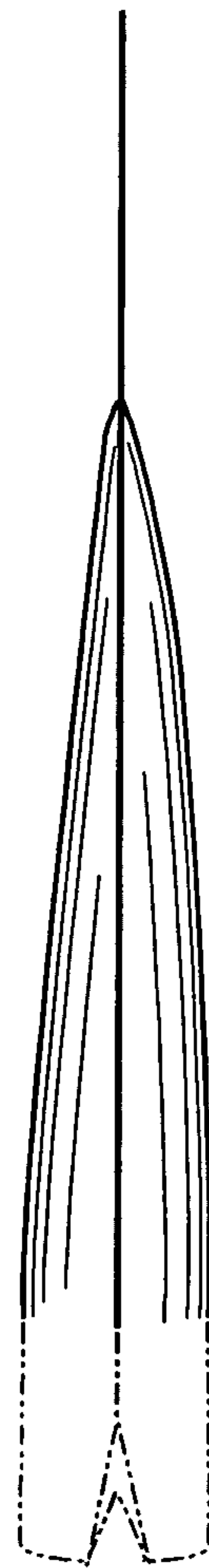


FIG. 4

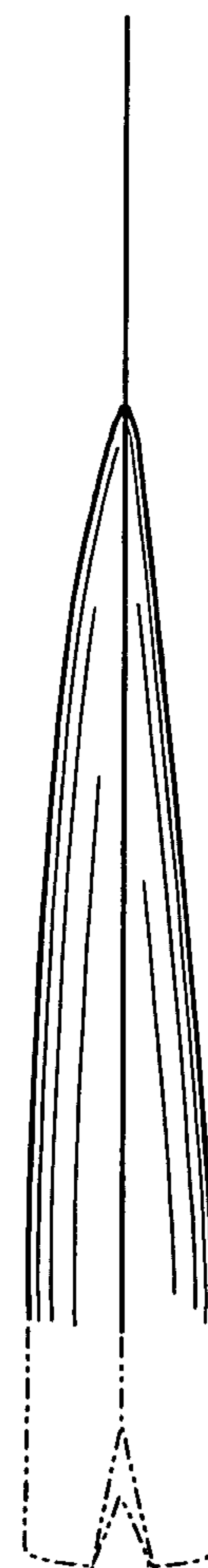


FIG. 5

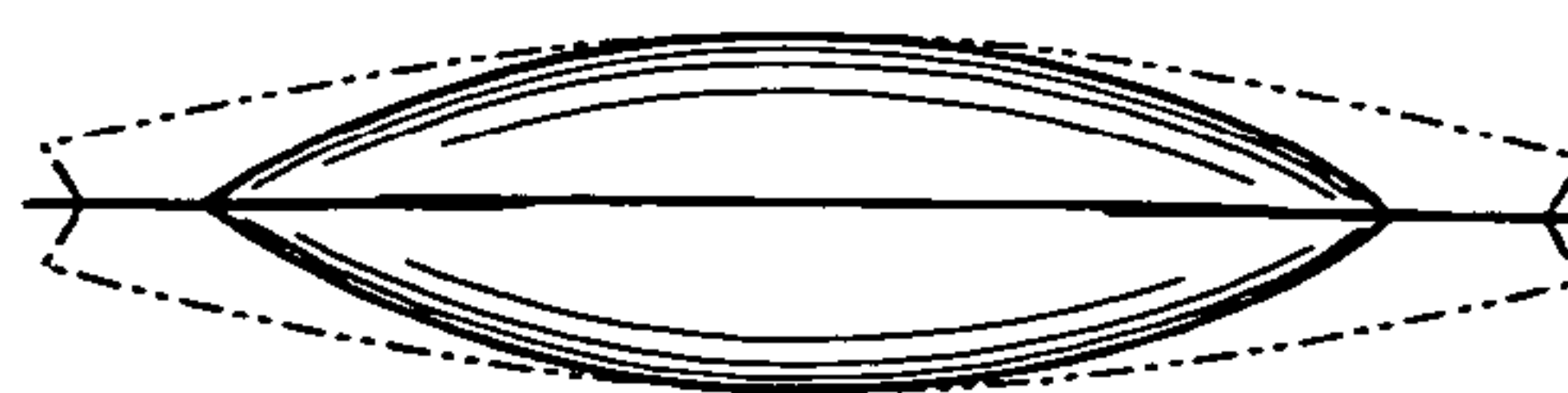


FIG. 6