



US00D553006S

(12) **United States Design Patent** (10) **Patent No.:** **US D553,006 S**
Pige (45) **Date of Patent:** **** Oct. 16, 2007**

(54) **SACHET**
(75) Inventor: **Jean-Paul Pige**, Soleymieu (FR)
(73) Assignee: **Rythm**, Genas (FR)
(**) Term: **14 Years**
(21) Appl. No.: **29/237,943**
(22) Filed: **Sep. 9, 2005**

(30) **Foreign Application Priority Data**
Mar. 21, 2005 (EP) 000313689

(51) **LOC (8) Cl.** **09-05**
(52) **U.S. Cl.** **D9/702**
(58) **Field of Classification Search** D9/430,
D9/431, 761, 737, 414, 418, 702, 703; 229/120.18,
229/400, 405, 904, 902, 117, 104, 120.15,
229/906, 193, 229, 120.13; 493/56, 162;
426/120; 383/104-106, 120; 206/541
See application file for complete search history.

(56) **References Cited**
U.S. PATENT DOCUMENTS
D29,594 S * 11/1898 Arkell D9/703
D349,451 S * 8/1994 Sagnard D9/703


D432,907 S * 10/2000 Hyde D9/703
D452,646 S * 1/2002 Pige D9/703

* cited by examiner
Primary Examiner—Mitchell Siegel
Assistant Examiner—Mark Goodwin
(74) *Attorney, Agent, or Firm*—Stites & Harbison PLLC;
Douglas E. Jackson

(57) **CLAIM**
The ornamental design for a sachet, as shown and described.

DESCRIPTION
FIG. 1 is a perspective front, bottom and right side view of a sachet according to the present invention.
FIG. 2 is front view of the sachet depicted in FIG. 1.
FIG. 3 is rear view of the sachet depicted in FIG. 1.
FIG. 4 is a right side view of the sachet depicted in FIG. 1.
FIG. 5 is a left side view of the sachet depicted in FIG. 1; and,
FIG. 6 is a top view of the sachet depicted in FIG. 1.
The black surface shadings of FIGS. 1-6 are provided to show color contrasts.

1 Claim, 3 Drawing Sheets



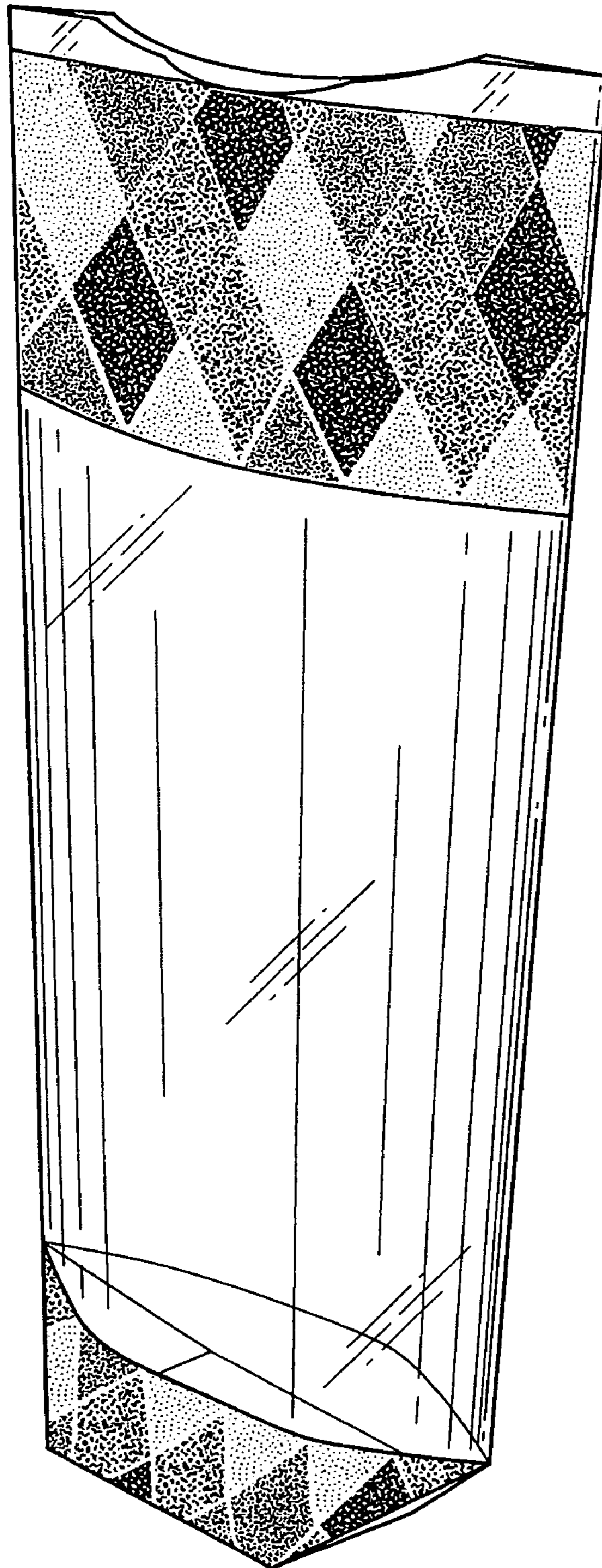


FIG. 1

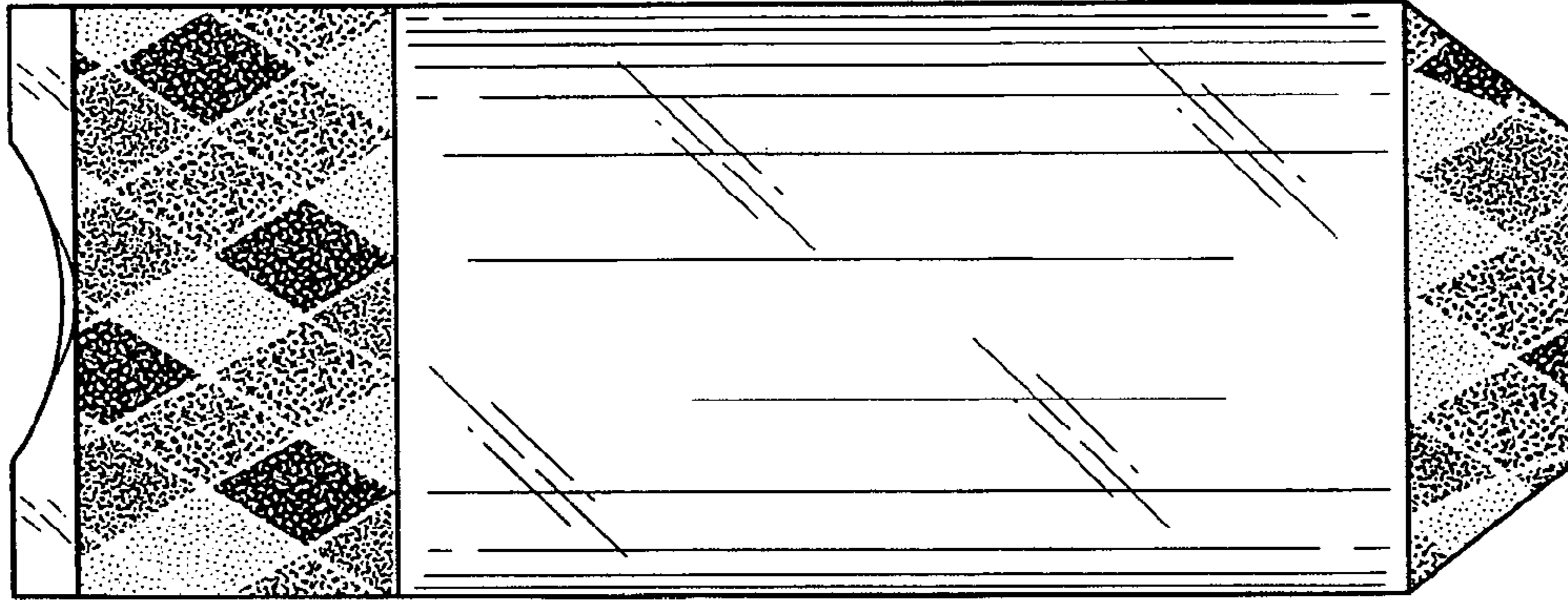


FIG. 3

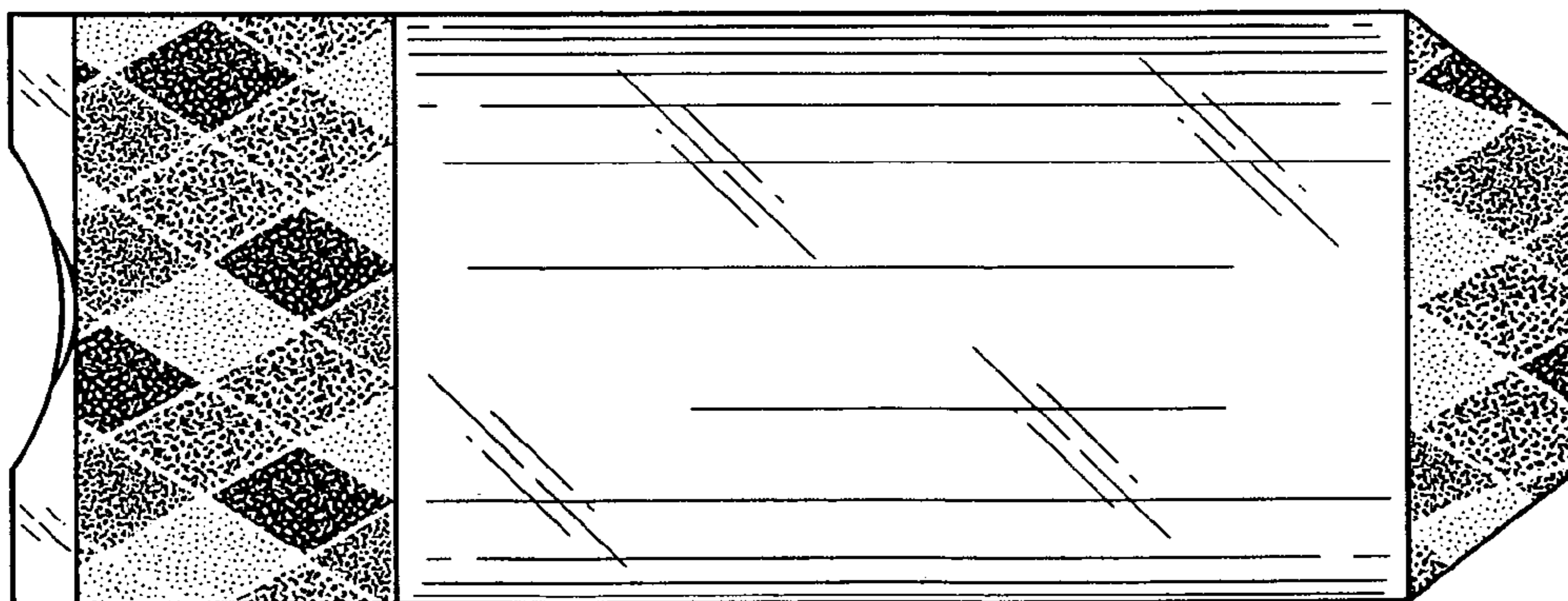


FIG. 2

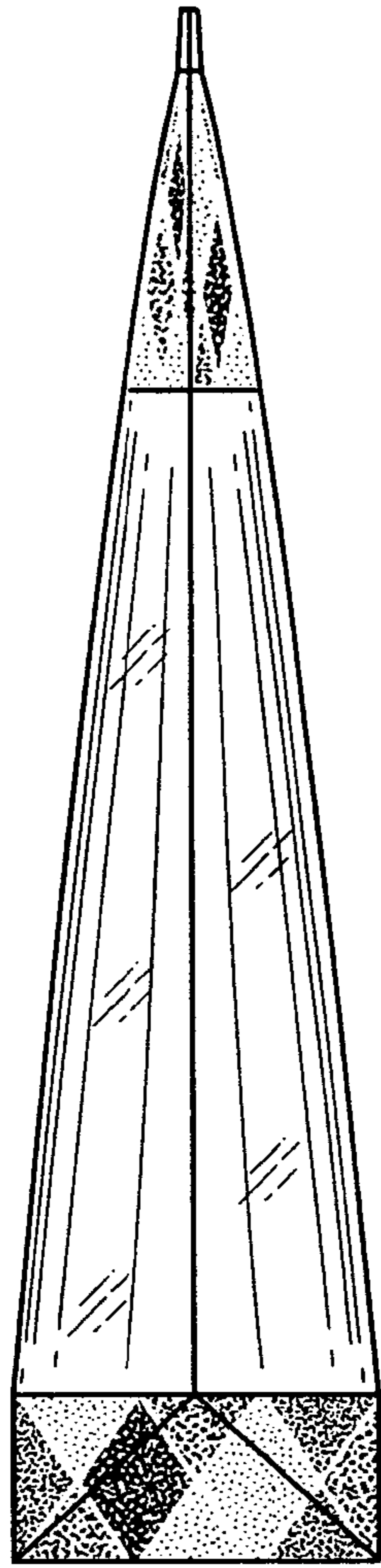


FIG. 4

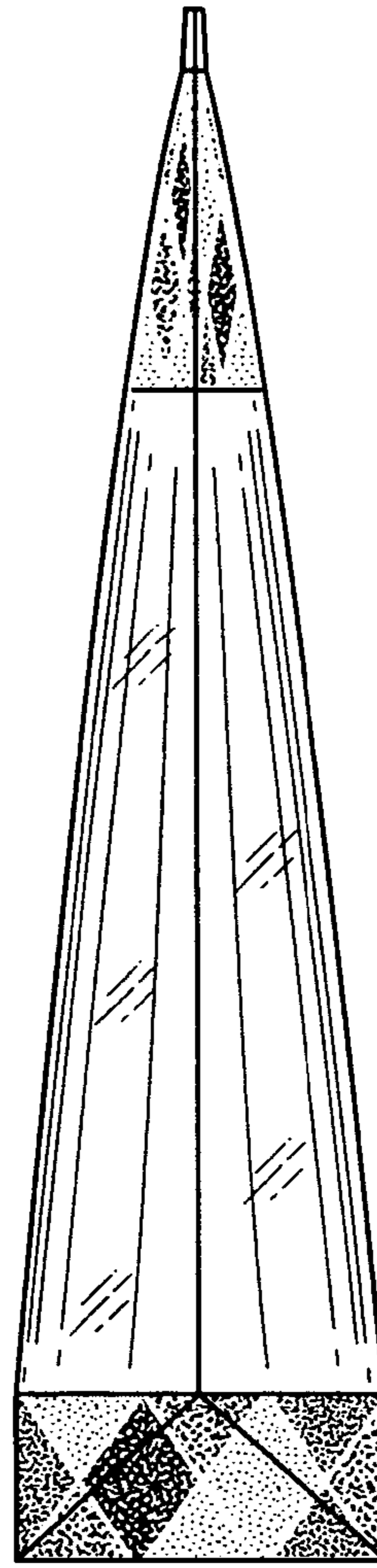


FIG. 5

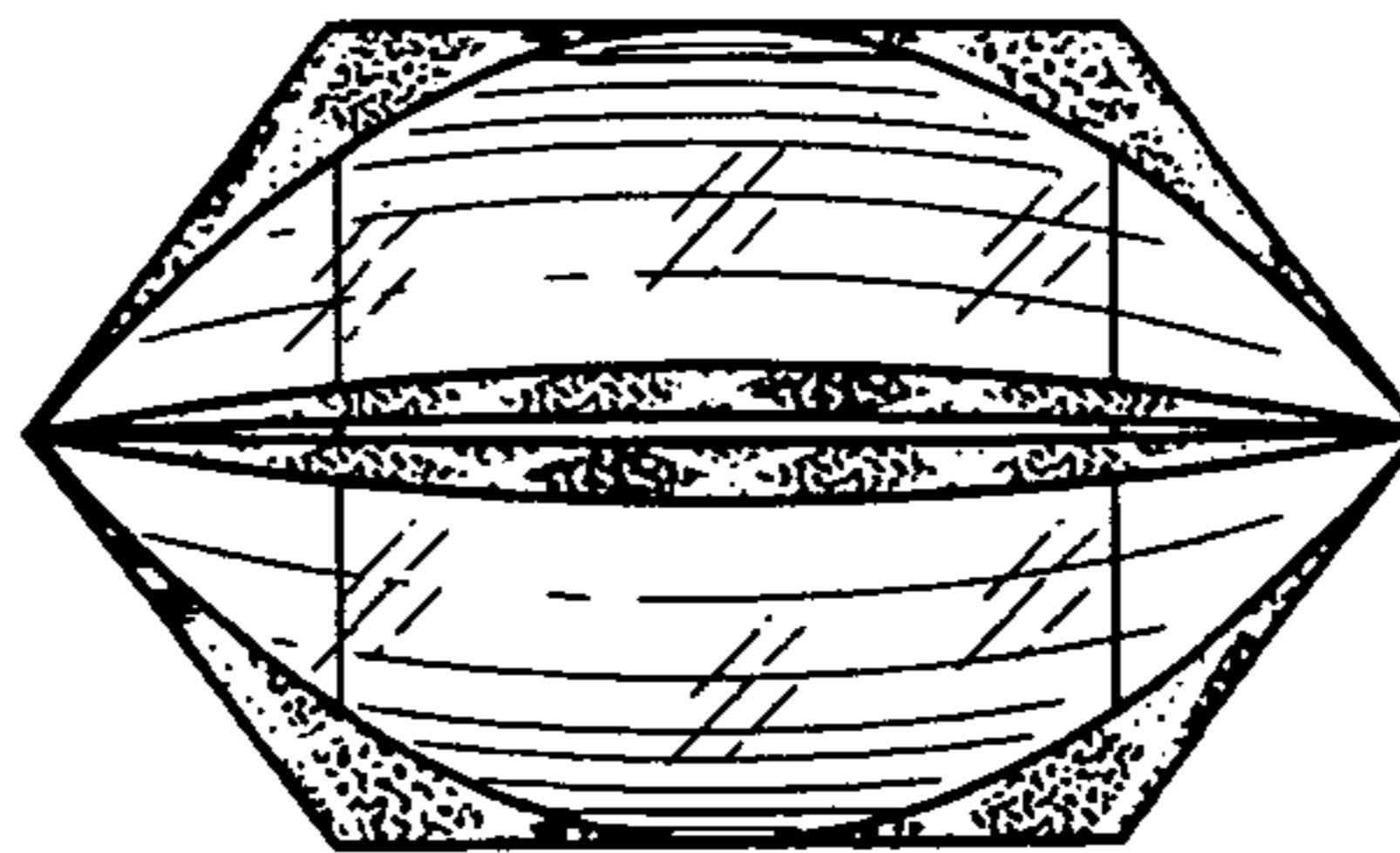


FIG. 6