



US00D552988S

(12) **United States Design Patent**
Kisch

(10) **Patent No.:** **US D552,988 S**

(45) **Date of Patent:** **** Oct. 16, 2007**

(54) **TRIANGULAR COLUMN BOX**

(76) **Inventor:** **Raymond G. M. Kisch**, 2170 Academy Ave., Sanger, CA (US) 93657

(**) **Term:** **14 Years**

(21) **Appl. No.:** **29/264,981**

(22) **Filed:** **Aug. 23, 2006**

(51) **LOC (8) Cl.** **09-03**

(52) **U.S. Cl.** **D9/432**

(58) **Field of Classification Search** D9/430-433,
D9/414-418, 761; 229/105-106, 108, 108.1,
229/100, 112-113, 115-116, 162.1, 922,
229/938; 206/551, 746, 457, 784, 822
See application file for complete search history.

(56) **References Cited**

U.S. PATENT DOCUMENTS

2,912,137	A *	11/1959	Taylor	220/23.87
4,948,033	A *	8/1990	Halsell et al.	229/122.33
D326,341	S *	5/1992	Frauhiger	D34/1
D348,390	S *	7/1994	Van Ness	D9/760
5,335,844	A *	8/1994	Young	229/122.26
6,098,873	A *	8/2000	Sheffer	229/178
6,311,891	B1	11/2001	Gardner		

6,719,191	B1	4/2004	Christensen et al.		
2003/0168502	A1 *	9/2003	Kisch	229/120.34
2005/0145687	A1 *	7/2005	Conway	229/174
2006/0283926	A1 *	12/2006	Durnin	229/120.32

* cited by examiner

Primary Examiner—Robert A. Delehanty

(74) *Attorney, Agent, or Firm*—Richard A. Ryan

(57) **CLAIM**

The ornamental design for a triangular column box, as shown and described.

DESCRIPTION

FIG. 1 is a perspective view of the triangular column box of the present invention shown with two divider panels, lid flaps attached to the left and right side panels and vent openings disposed in the front and rear panels;

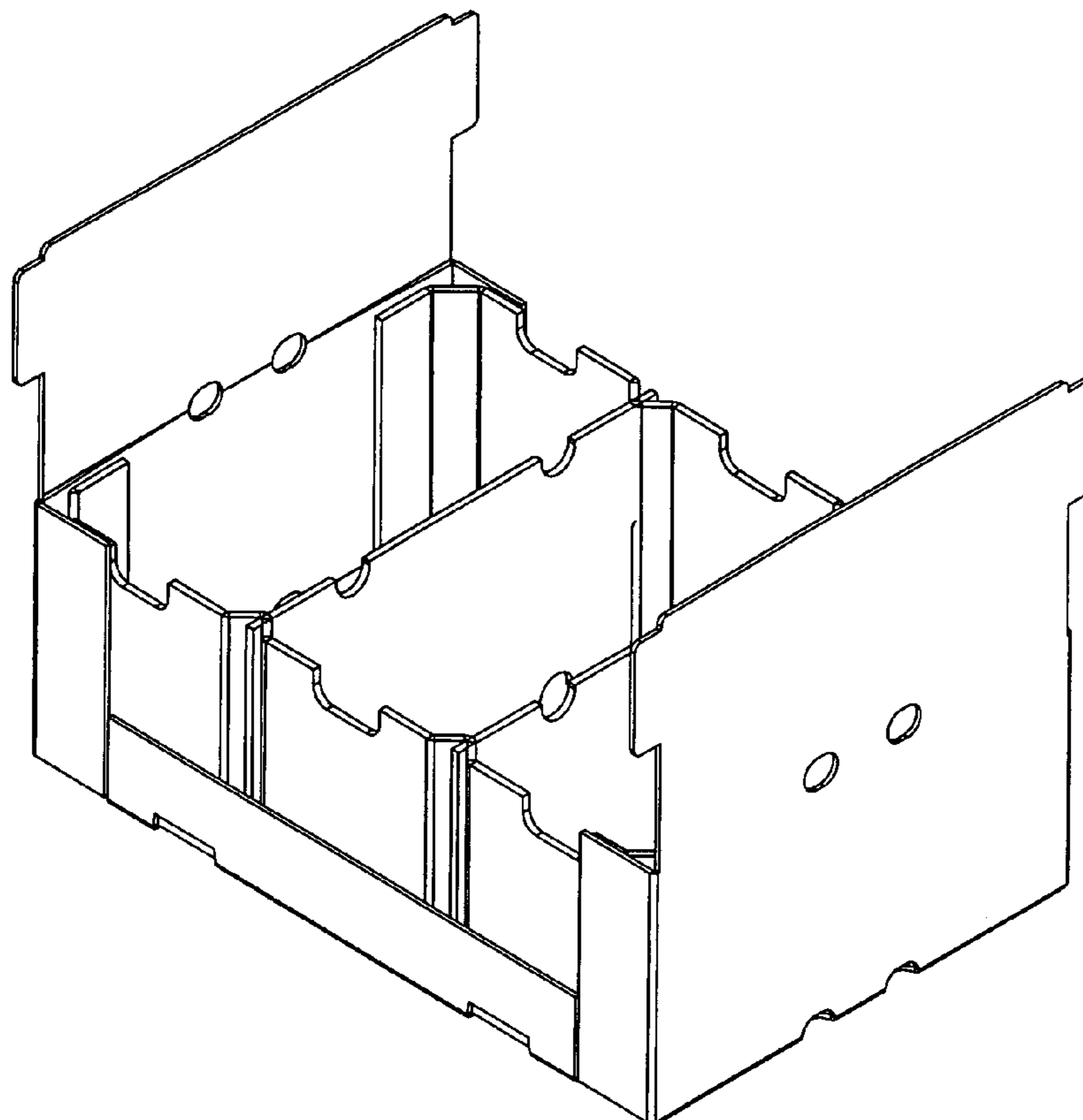
FIG. 2 is a top plan view of the box of FIG. 1;

FIG. 3 is a bottom plan view of the box of FIG. 1;

FIG. 4 is a front elevational view of the box of FIG. 1, the rear elevational view being a mirror image thereof; and,

FIG. 5 is an right side elevational view of the box of FIG. 1, the left side elevational view being a mirror image thereof.

1 Claim, 2 Drawing Sheets



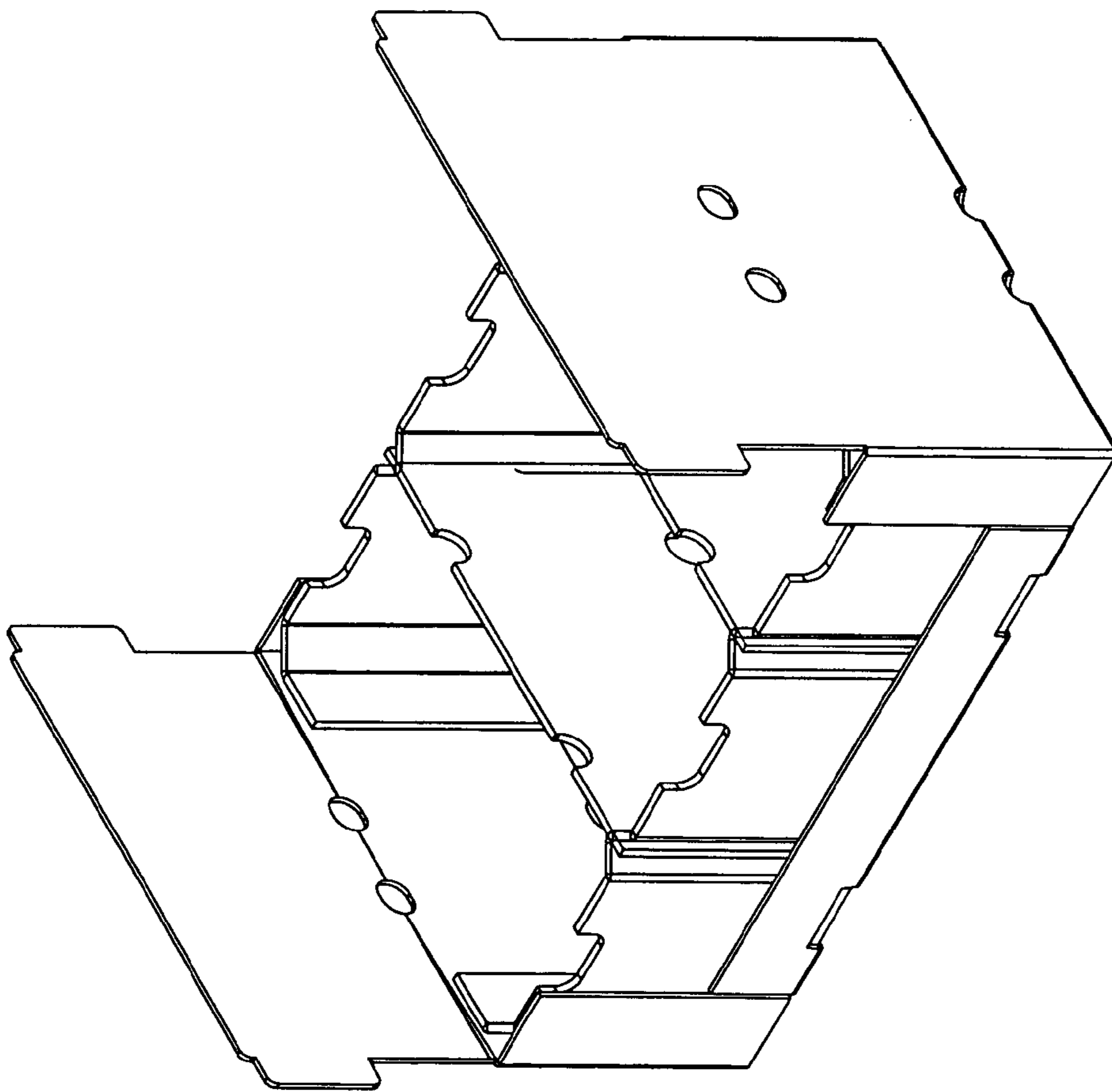


Fig. 1




FIG. 3

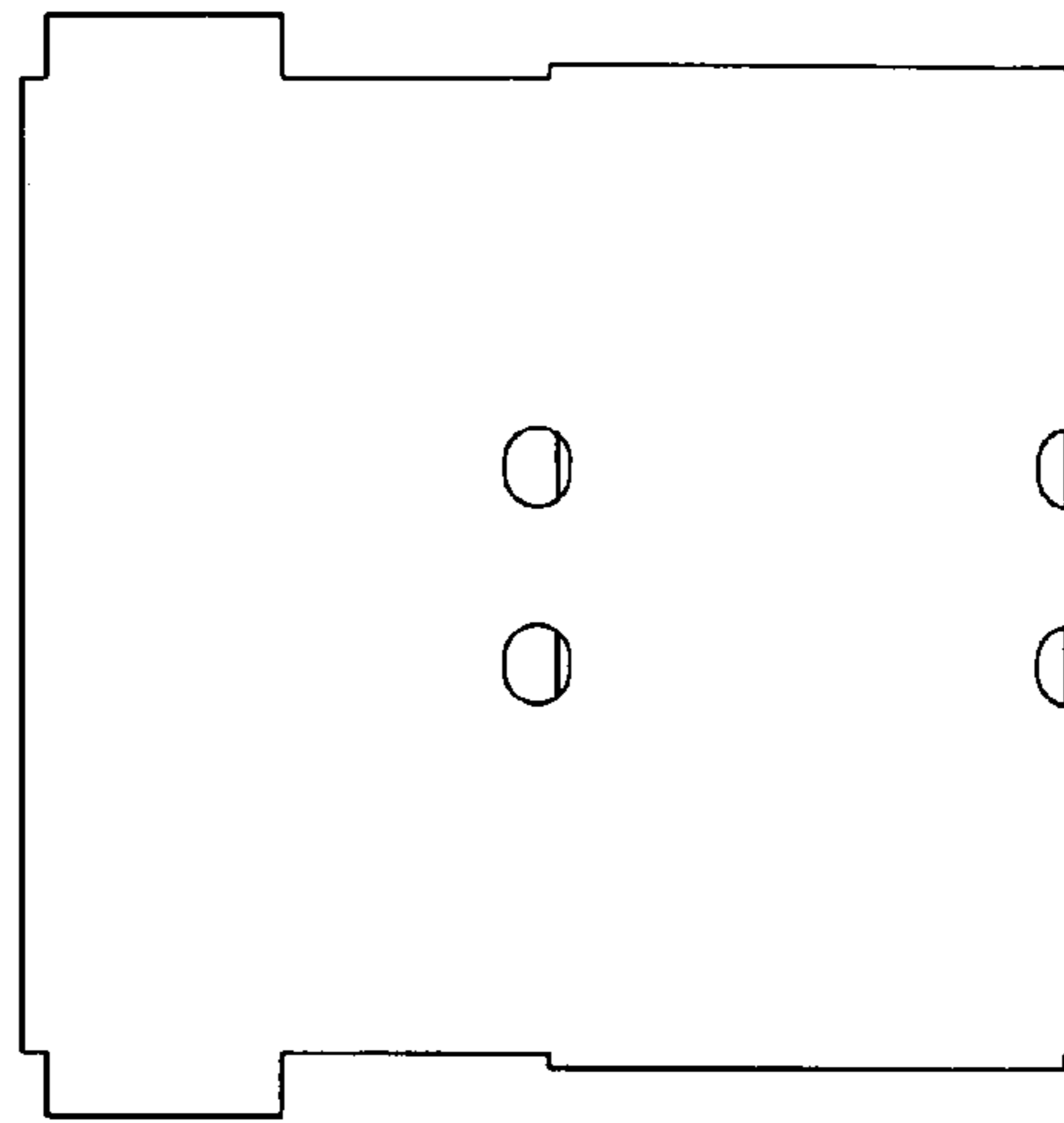


FIG. 5




FIG. 2

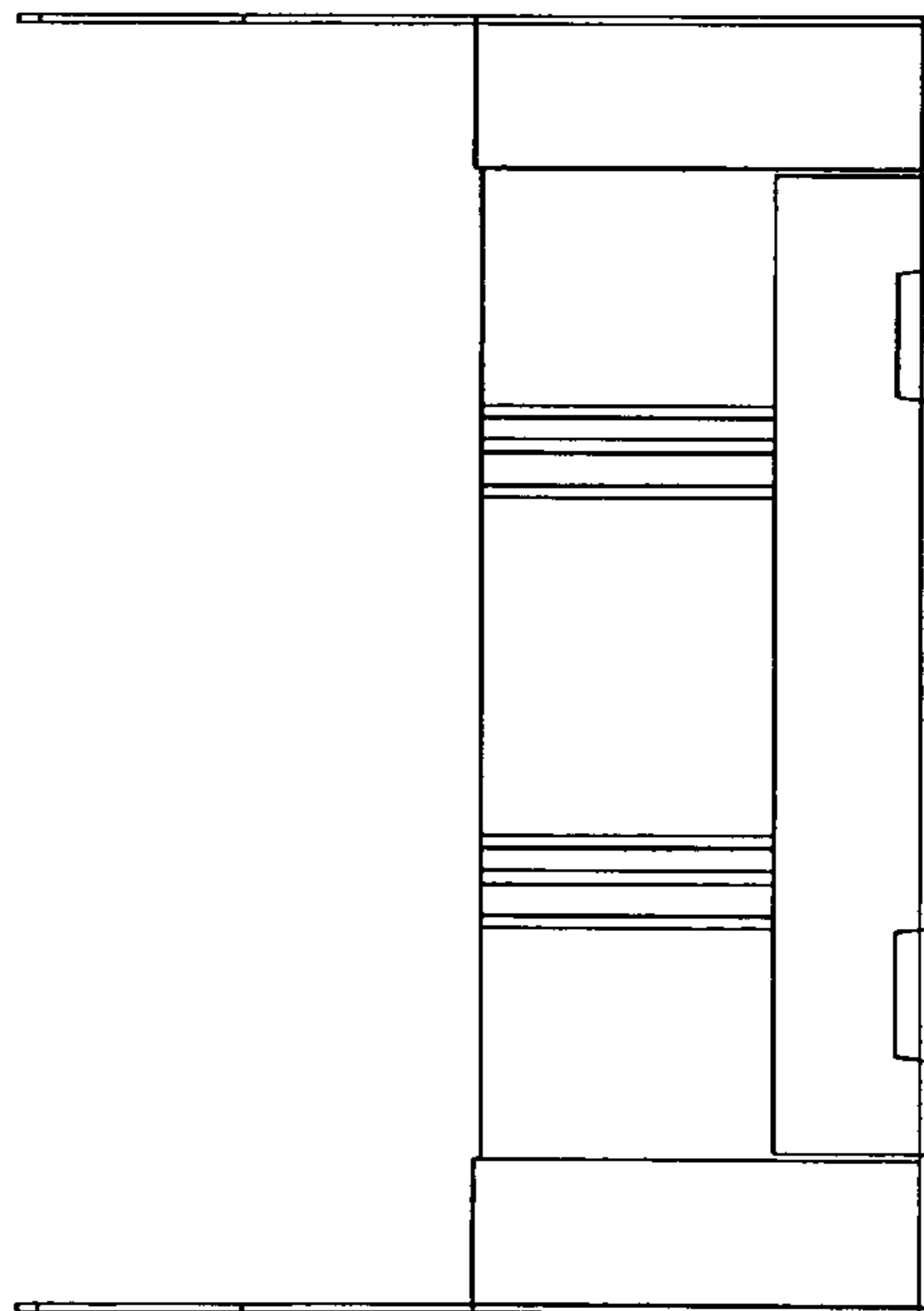


FIG. 4