

US00D552971S

(12) **United States Design Patent** (10) **Patent No.:** **US D552,971 S**  
**Lin et al.** (45) **Date of Patent:** **\*\* Oct. 16, 2007**

(54) **CURVED HOLDER FOR A LONG COILED HOSE**

(75) Inventors: **Pei-Ying Lin**, Taichung Hsien (TW);  
**Chanwa Nguy**, Cornelius, NC (US)

(73) Assignee: **Global Industries Holdings, Ltd.**,  
Northbrook, IL (US)

(\*\*) Term: **14 Years**

(21) Appl. No.: **29/248,192**

(22) Filed: **Aug. 2, 2006**

(51) **LOC (8) Cl.** ..... **08-05**

(52) **U.S. Cl.** ..... **D8/356**

(58) **Field of Classification Search** ..... D8/367,  
D8/360.1, 359, 358, 356, 1, 363; D30/154;  
D3/24; D23/284, 271; D13/154, 153, 137.4;  
439/501, 4; 248/90, 89, 87, 85, 80, 76, 75,  
248/176.1, 175; 242/405, 405.3, 405.1, 398,  
242/395, 388.5, 385.3, 379, 379.2, 378.1,  
242/377, 376.1, 157 R; 239/283, 276, 275,  
239/273; 191/12.2 R; 137/355.26, 355.16;  
D7/300.2; 256/10; 362/431

See application file for complete search history.

(56) **References Cited**

**U.S. PATENT DOCUMENTS**

D415,952 S \* 11/1999 Camilleri et al. .... D8/358  
6,488,246 B2 \* 12/2002 Song ..... 248/175  
D490,691 S \* 6/2004 Buss et al. .... D8/356

\* cited by examiner

*Primary Examiner*—Gary D. Watson

*Assistant Examiner*—Susan Bennett Hattan

(74) *Attorney, Agent, or Firm*—Levenfeld Pearlstein, LLC

(57) **CLAIM**

The ornamental design for a curved holder for a long coiled hose, as shown and described.

**DESCRIPTION**

FIG. 1 is a front perspective view of a curved holder for a long coiled hose embodying our new design;

FIG. 2 is a front view of the curved holder for a long coiled hose;

FIG. 3 is a rear view of the curved holder for a long coiled hose;

FIG. 4 is a top view of the curved holder for a long coiled hose;

FIG. 5 is a bottom view of the curved holder for a long coiled hose;

FIG. 6 is a side view of the curved holder for a long coiled hose as seen from the right-hand side of FIG. 2, the opposite side view being a mirror image thereof; and,

FIG. 7 is a perspective view similar to FIG. 1 showing the curved holder for a long coiled hose with a coiled hose therein, the coiled hose shown in broken lines forming no part of the claimed design.

**1 Claim, 5 Drawing Sheets**

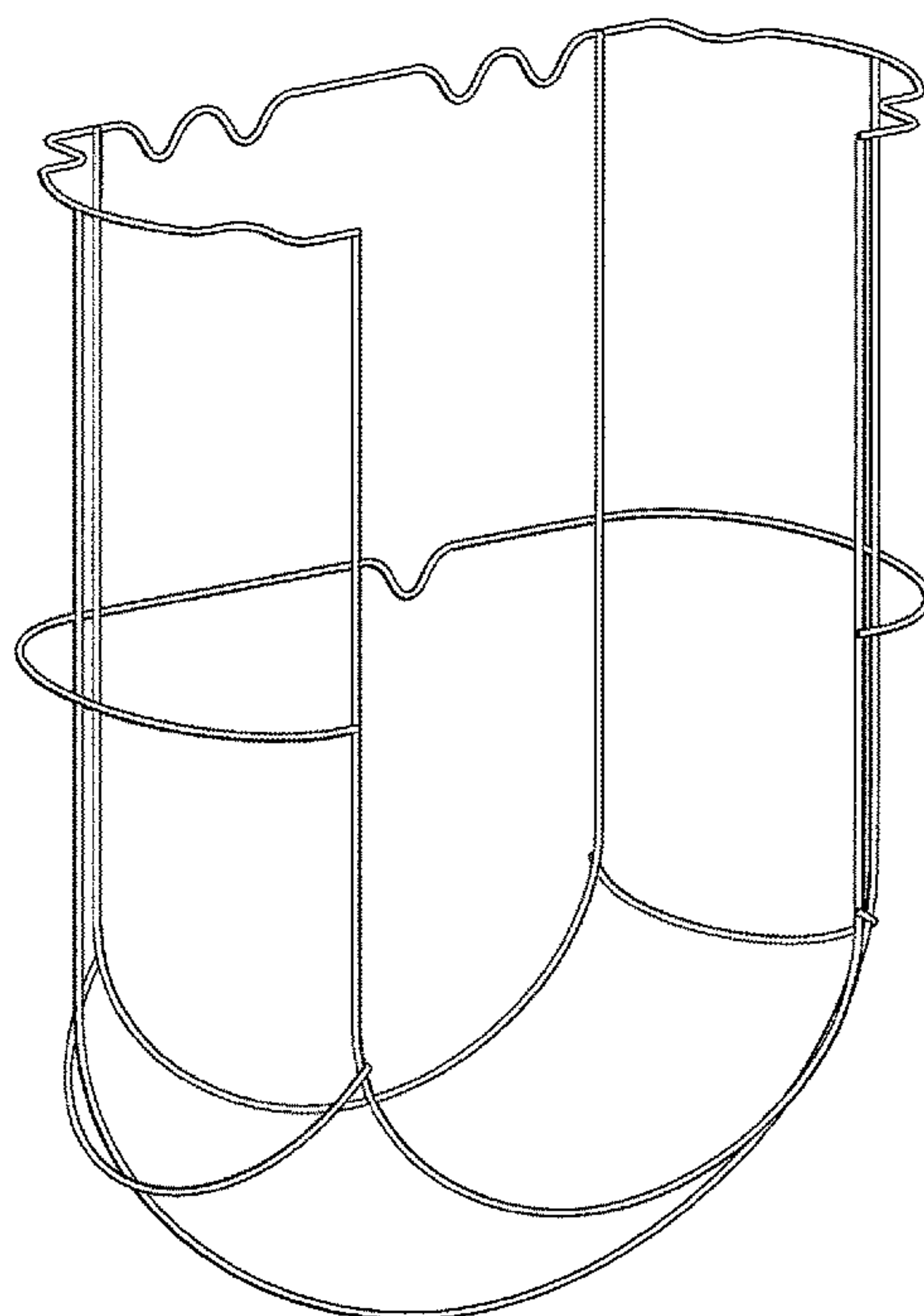
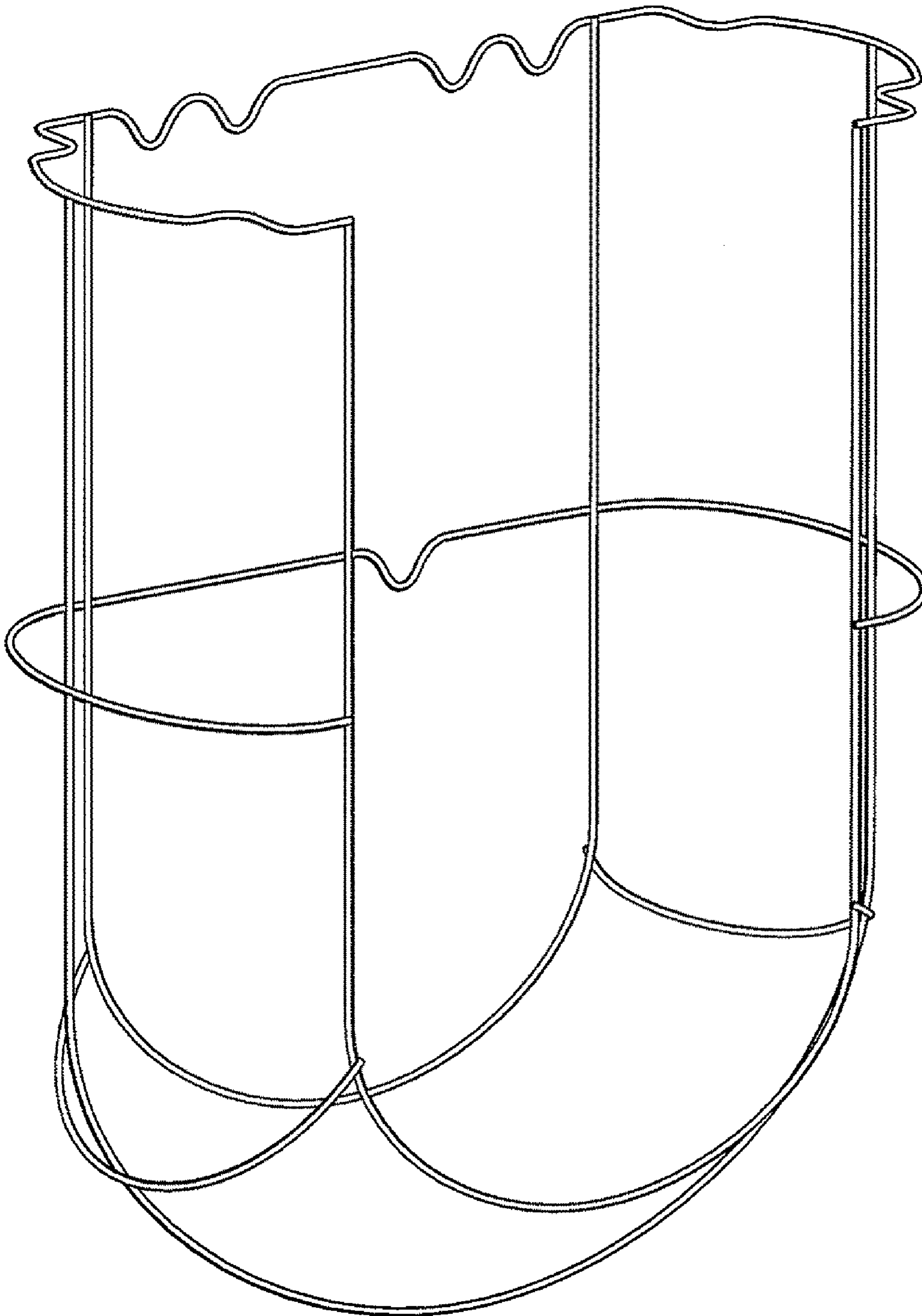


Fig. 1



**Fig. 2**

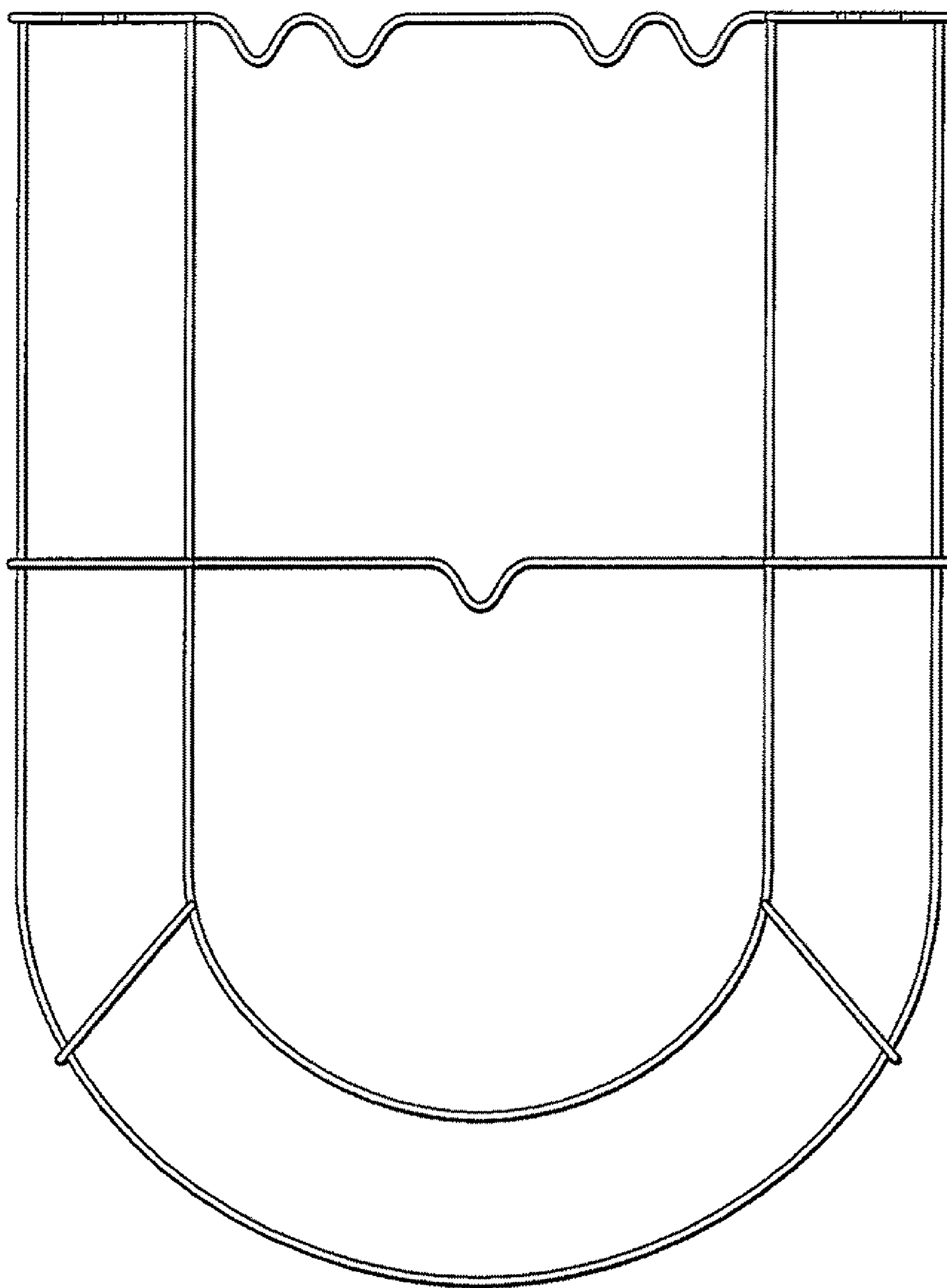


Fig. 3

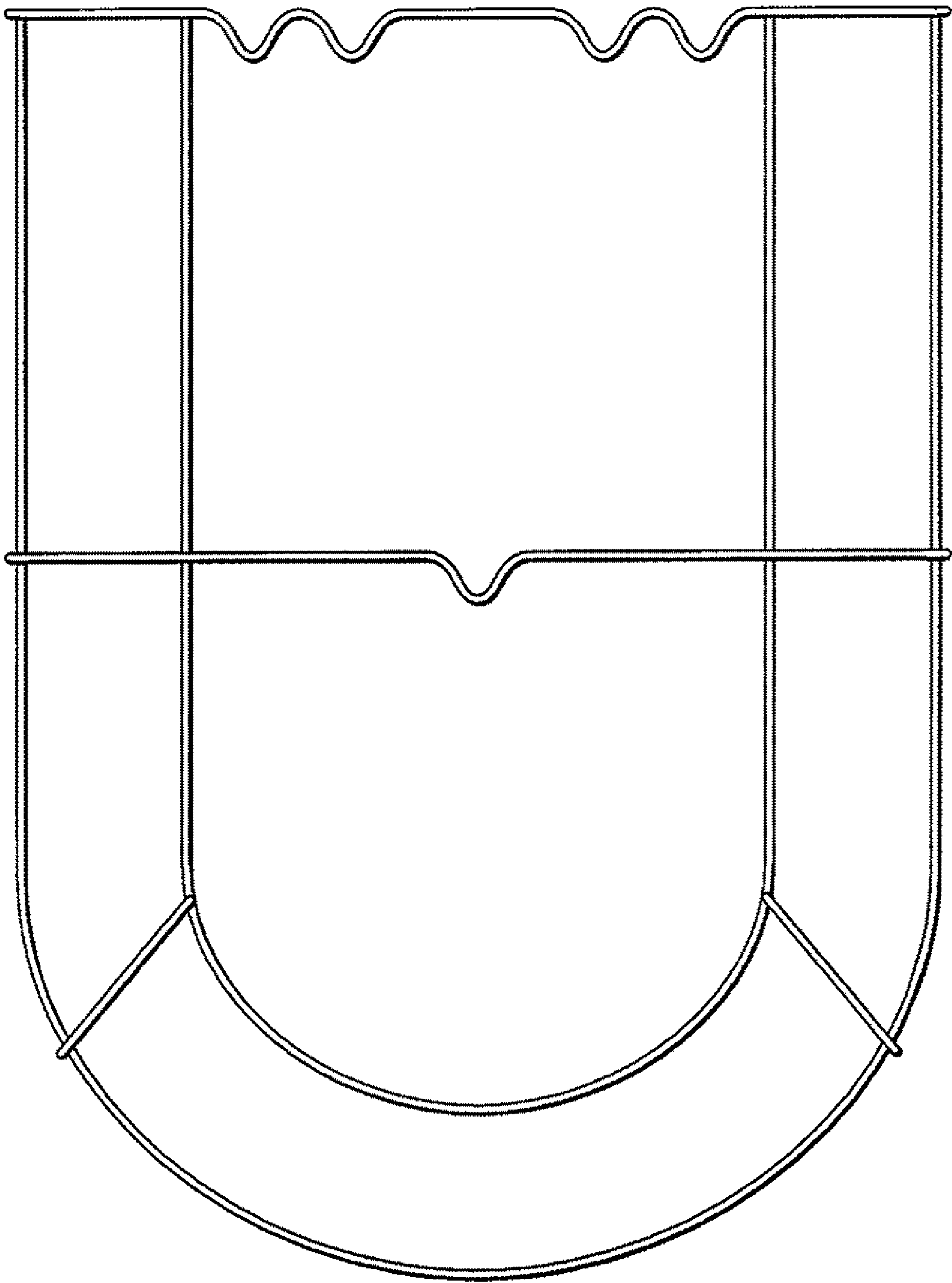




Fig. 4

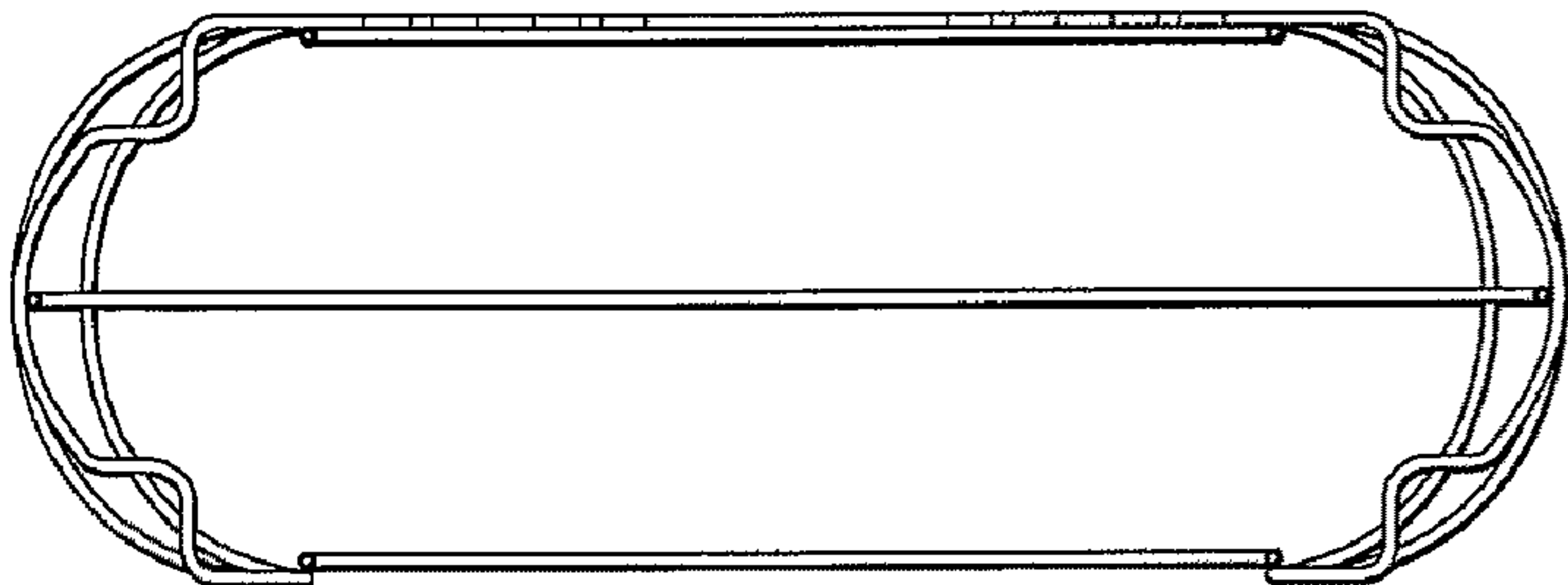


Fig. 6

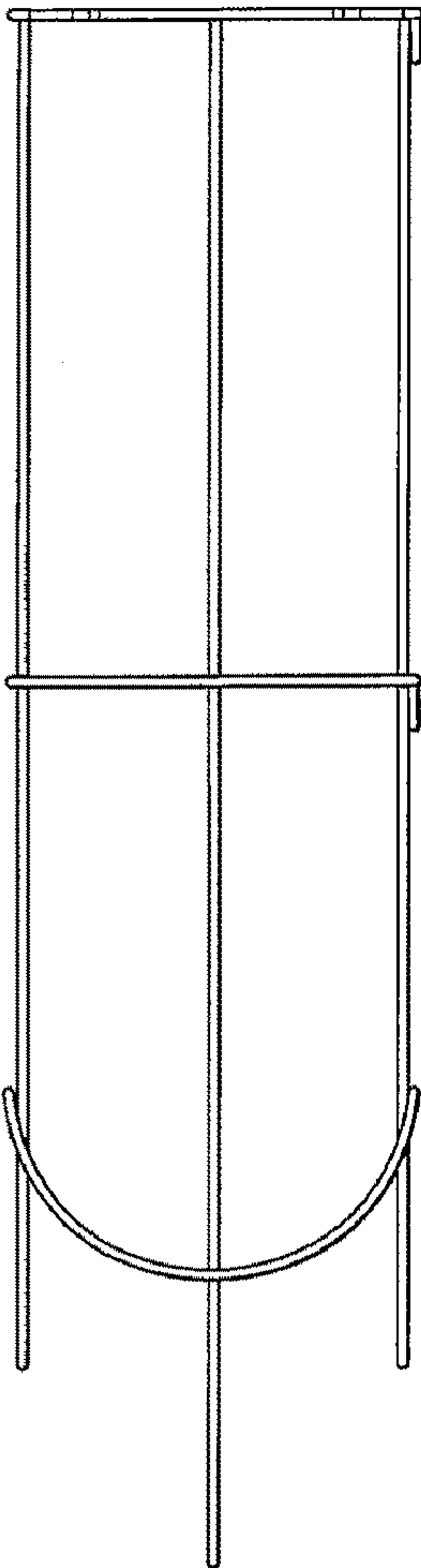


Fig. 5

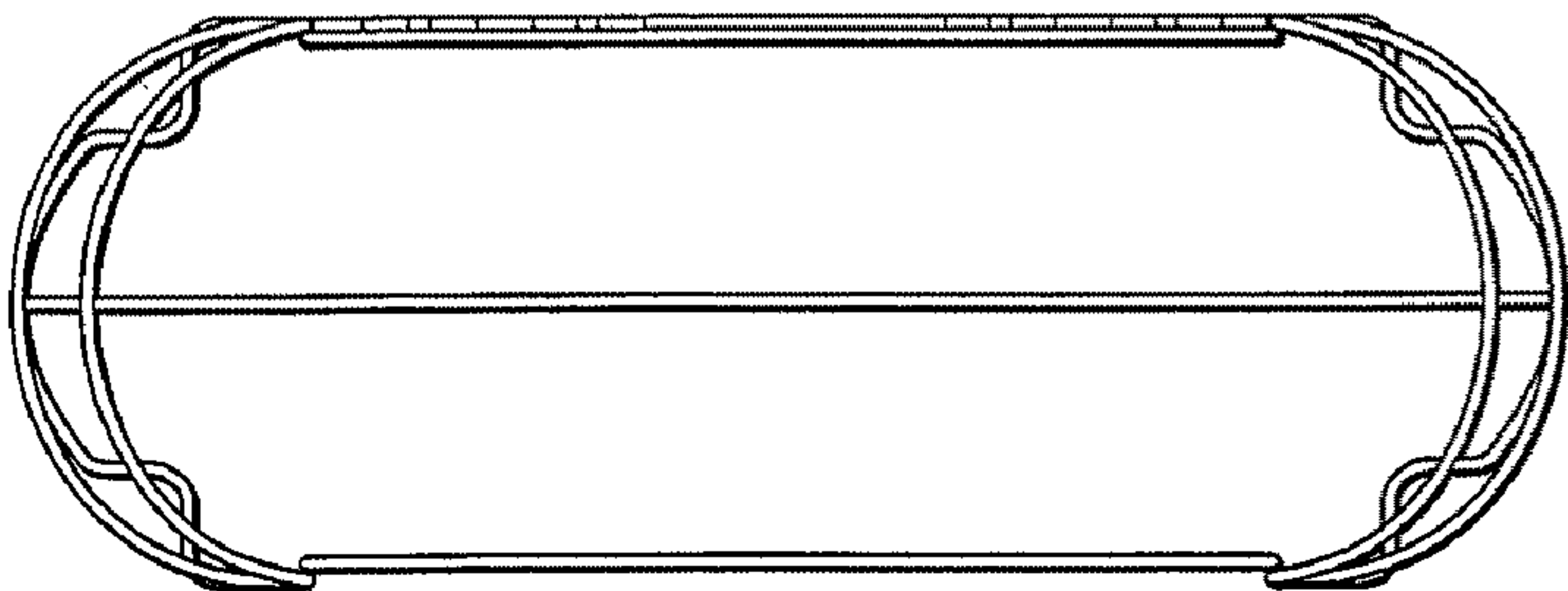


Fig. 7

