



US00D552965S

(12) **United States Design Patent**
Arthurs et al.

(10) **Patent No.:** **US D552,965 S**

(45) **Date of Patent:** **** Oct. 16, 2007**

- (54) **PORTION OF A LATCH KEEPER**
- (75) Inventors: **Scott A. Arthurs**, Brunswick, OH (US);
Lee S. Weinerman, Medina, OH (US)
- (73) Assignee: **The Eastern Company**, Cleveland, OH (US)
- (**) Term: **14 Years**
- (21) Appl. No.: **29/229,544**
- (22) Filed: **May 9, 2005**
- (51) **LOC (8) Cl.** **08-07**
- (52) **U.S. Cl.** **D8/344**
- (58) **Field of Classification Search** D8/330-348;
70/18, 73, 260; 292/108, 113, 247-249
See application file for complete search history.

4,212,606 A	7/1980	Sachleben, Sr.	425/72
D257,218 S	10/1980	Eriksson	D8/8
4,243,255 A	1/1981	Hornak	292/113
4,307,906 A	12/1981	Schenk	292/247
4,326,739 A	4/1982	Schlueter	292/247
4,493,133 A	1/1985	Nilsson	24/68
4,530,529 A	7/1985	Poe et al.	292/113
4,531,769 A	7/1985	Glancy	292/113
4,540,206 A	9/1985	Frame et al.	292/66
4,588,216 A	5/1986	Hinds	292/113
4,705,308 A	11/1987	Bisbing	292/108
4,768,815 A	9/1988	Harmon	292/113
4,801,165 A	1/1989	Pyle	292/249
4,804,215 A	2/1989	Bisbing	292/113
4,828,298 A	5/1989	Bisbing	292/113
4,830,413 A	5/1989	Bisbing	292/247
4,890,869 A	1/1990	Langkamp, Jr.	292/113

(Continued)

Primary Examiner—Mitchell Siegel
(74) *Attorney, Agent, or Firm*—David A. Burge

(56) **References Cited**

U.S. PATENT DOCUMENTS

1,614,046 A	1/1927	Schmidgall	292/341.18
1,734,282 A	11/1929	White	292/250
2,592,274 A	4/1952	Groeger	292/341.18
2,690,921 A	10/1954	Braun	292/113
2,704,218 A	3/1955	Claud-Mantle	292/113
2,710,214 A	6/1955	Summers	292/247
2,795,946 A	6/1957	Check	70/76
2,829,912 A	4/1958	Koch	292/114
3,162,419 A	12/1964	Blasingame	248/361
3,181,905 A	5/1965	Bisbing	292/109
3,454,295 A	7/1969	Schlage et al.	292/341.18
3,466,076 A	9/1969	Bisbing	292/109
3,490,805 A	1/1970	Pierro et al.	292/258
3,519,298 A	7/1970	Gley et al.	292/113
3,584,906 A	6/1971	Budzyn	292/247
3,936,082 A	2/1976	Swanson	292/113
4,116,479 A	9/1978	Poe	292/113
4,181,333 A	1/1980	Stelma	292/66

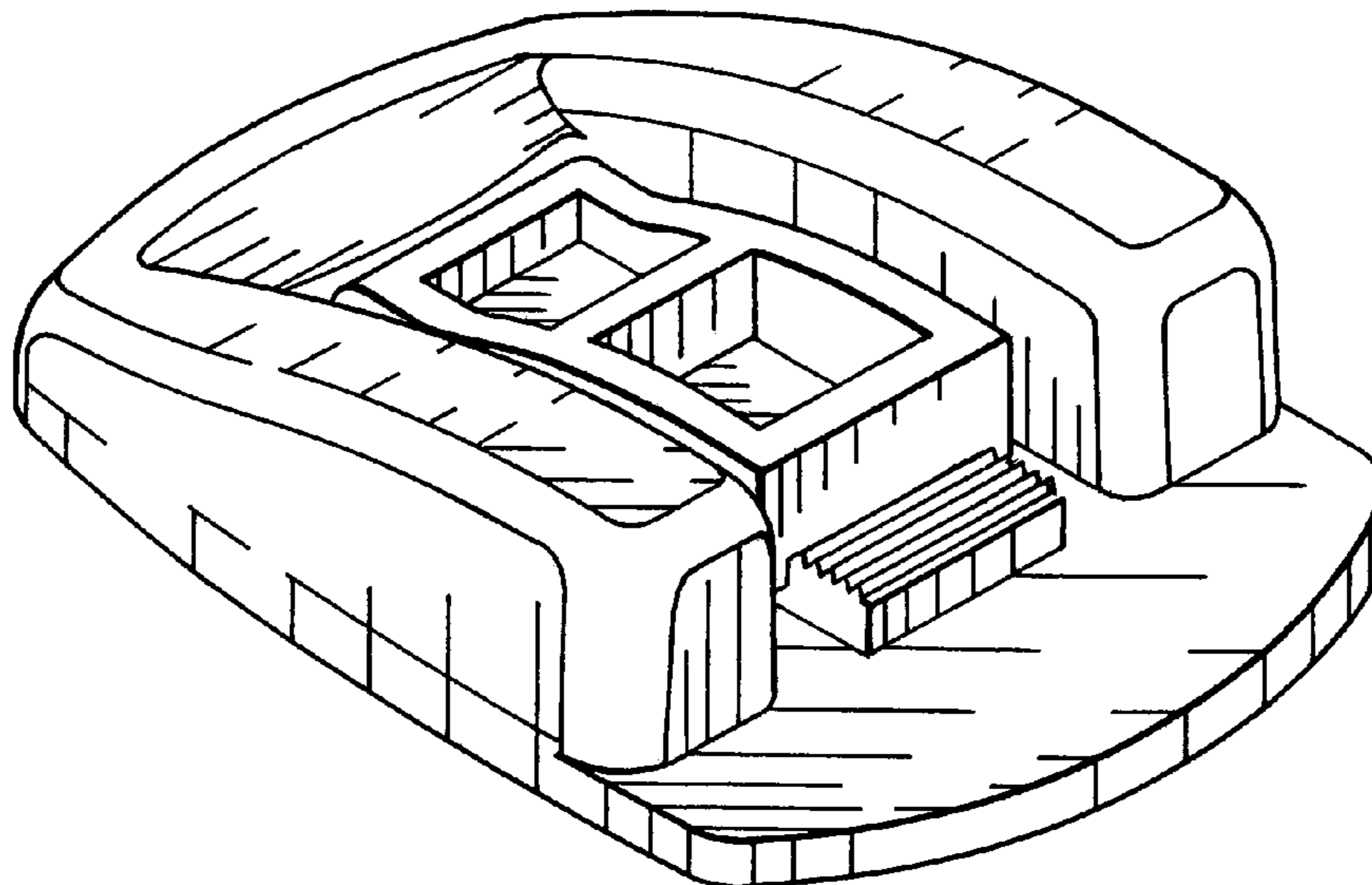
(57) **CLAIM**

We claim the ornamental design for portion of a latch keeper, as shown and described.

DESCRIPTION

FIG. 1 is a perspective view showing front, top and right side portions of our new design;
FIG. 2 is a top view thereof;
FIG. 3 is a rear side view thereof, it being understood that a front side view is identical hereto but a mirror image reversal hereof;
FIG. 4 is a right side view thereof; and,
FIG. 5 is a left side view thereof.

1 Claim, 3 Drawing Sheets



US D552,965 S

Page 2

U.S. PATENT DOCUMENTS

4,936,239 A	6/1990	Awalt, Jr.	114/199	D361,929 S	9/1995	Weinerman et al.	D8/336
D324,165 S	2/1992	Bressler et al.	D8/331	5,452,926 A	9/1995	Takimoto	292/113
5,131,246 A	7/1992	Bonzer	70/260	D364,082 S	11/1995	Weinerman et al.	D8/331
5,165,148 A	11/1992	Fleischer et al.	24/494	D366,204 S	1/1996	Weinerman et al.	D8/338
D333,775 S	3/1993	Krape	D8/342	5,505,065 A	4/1996	Hesse	70/73
5,257,839 A	11/1993	Nielsen et al.	292/113	D378,985 S	4/1997	Weinerman et al.	D8/338
5,271,649 A	12/1993	Gromotka	292/113	D382,462 S	8/1997	Arthurs et al.	D8/343
D343,782 S	2/1994	Gromotka et al.	D8/331	5,667,261 A	9/1997	Weinerman et al.	292/247
5,287,602 A	2/1994	Dykstra	24/463	6,032,988 A	3/2000	Klein	292/247
5,445,422 A	8/1995	Weinerman et al.	292/247	D424,406 S	5/2000	Frey	D8/331
				6,397,644 B1	6/2002	Gidding	70/18

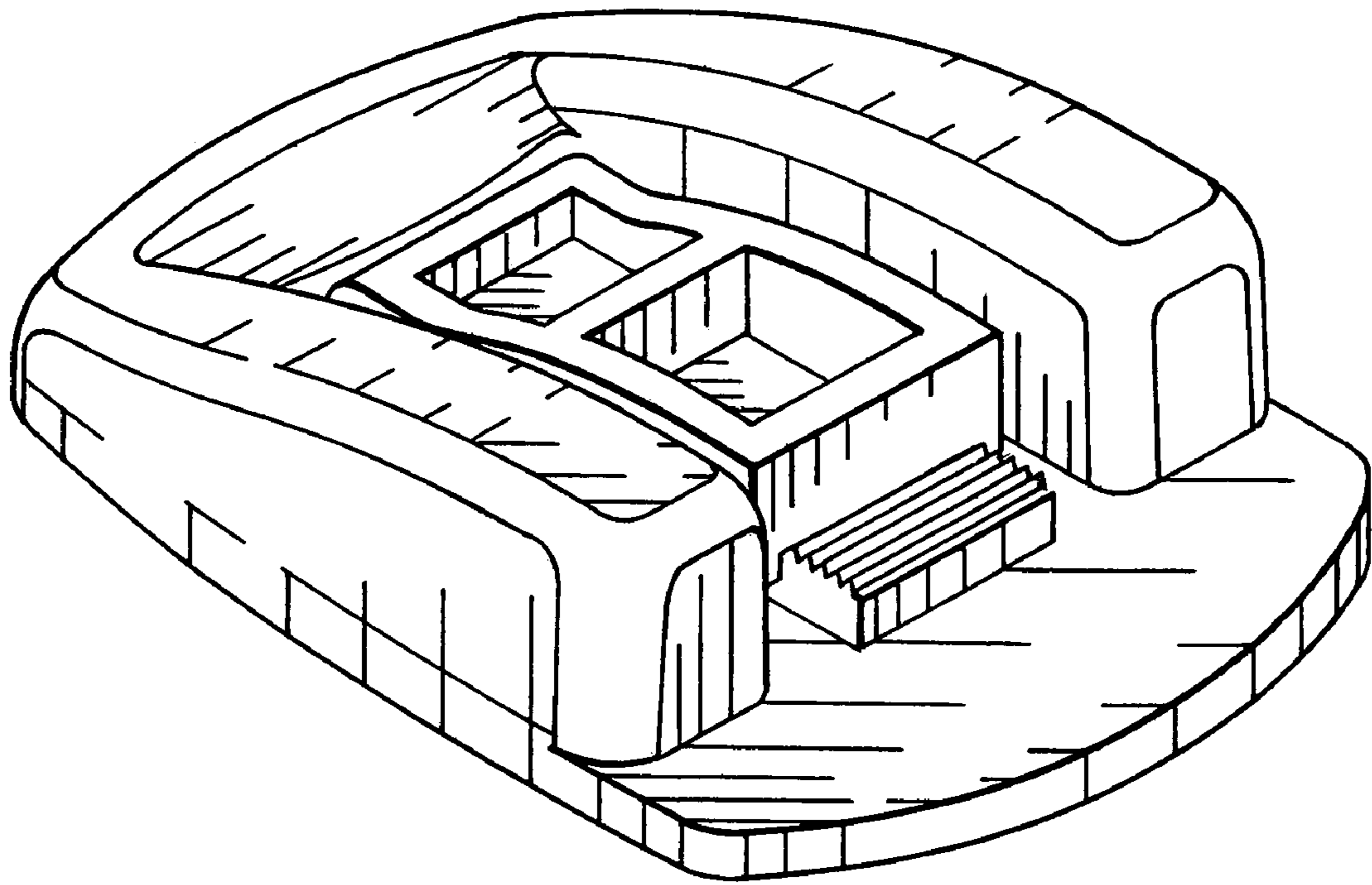


FIG. 1

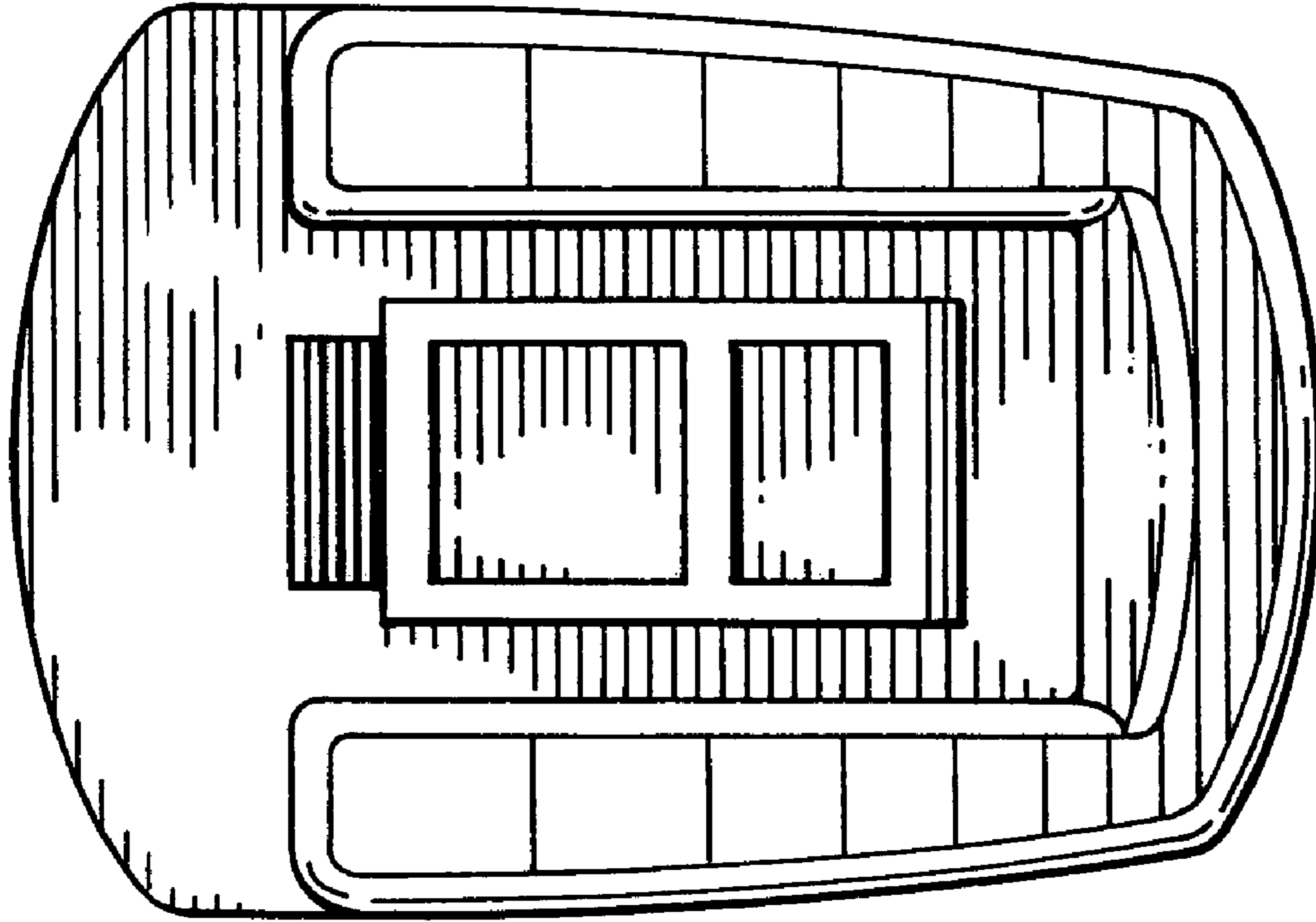


FIG. 2

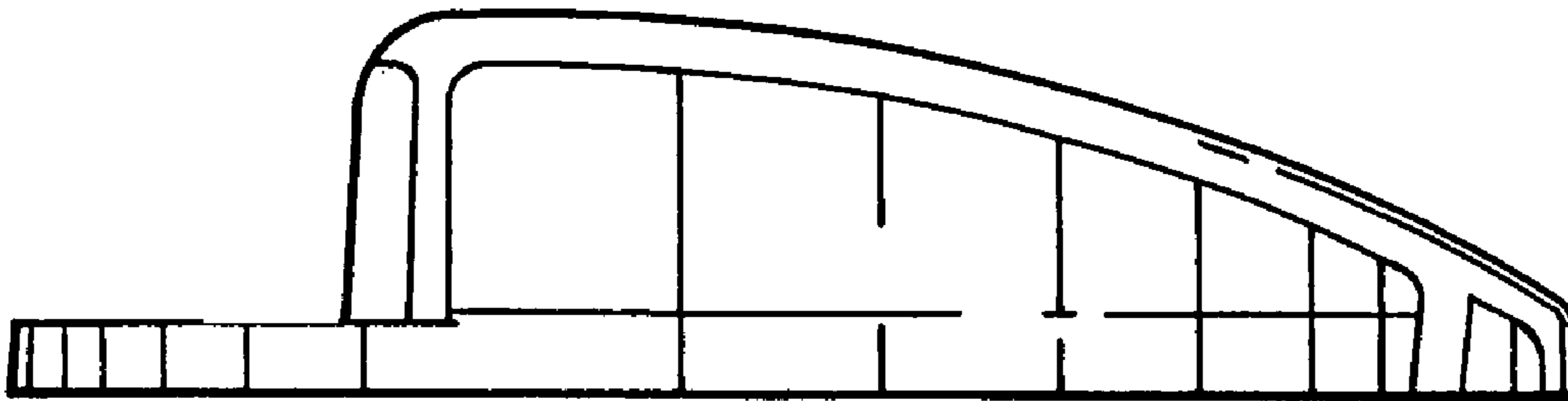


FIG. 3

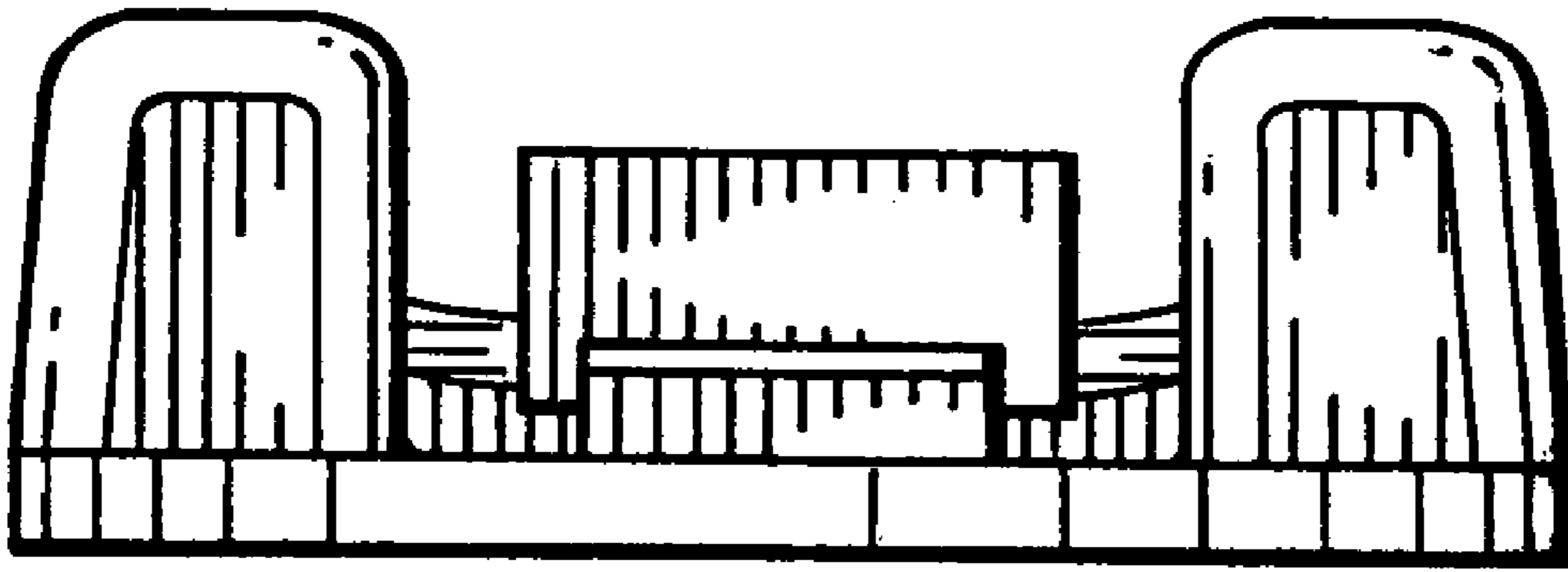


FIG. 4




FIG. 5