



US00D552964S

(12) **United States Design Patent** (10) **Patent No.:** **US D552,964 S**
Bogdanov et al. (45) **Date of Patent:** **** Oct. 16, 2007**

(54) **KEYPAD FOR A DEADBOLT ESCUTCHEON**

(75) Inventors: **Victor Bogdanov**, Manchester, CT
(US); **George Frolov**, Farmington, CT
(US)

(73) Assignee: **Harrow Products LLC**, Montvale, NJ
(US)

(**) Term: **14 Years**

(21) Appl. No.: **29/247,942**

(22) Filed: **Jul. 21, 2006**

(51) **LOC (8) Cl.** **08-07**

(52) **U.S. Cl.** **D8/343**

(58) **Field of Classification Search** D8/330-348,
D8/350; 340/5.54; 70/276-279, 283, 218-220,
70/473

See application file for complete search history.

(56) **References Cited**

U.S. PATENT DOCUMENTS

D208,326 S	8/1967	Sonnenleiter	
4,637,237 A	1/1987	Witkoski et al.	
4,672,826 A	6/1987	Mombelli	
4,936,122 A	6/1990	Osada	
D324,477 S	3/1992	Fleming et al.	
5,113,675 A	5/1992	Uyeda	
D362,173 S	9/1995	Skitromo	
5,475,996 A	12/1995	Chen	
D365,976 S	1/1996	Chiu	
D372,854 S	8/1996	Jimenez	
D388,308 S *	12/1997	Evans et al.	D8/330
D396,798 S	8/1998	Adelmeyer et al.	
5,841,361 A *	11/1998	Hoffman	340/5.54
D433,920 S	11/2000	Chang	

6,286,347 B1	9/2001	Frolov
D452,640 S	1/2002	Gartner
D452,952 S	1/2002	Teskey
D456,689 S	5/2002	Nakamaru
D470,033 S	2/2003	Fleury et al.
D474,103 S	5/2003	Kaiser et al.
D479,682 S	9/2003	Frolov et al.
D495,578 S	9/2004	Sampson et al.
D495,943 S	9/2004	Hentschel et al.
D498,659 S	11/2004	Huang
D502,859 S	3/2005	Pent et al.
6,964,183 B2	11/2005	Keightley
2001/0010166 A1	8/2001	Doucet et al.

* cited by examiner

Primary Examiner—Mitchell Siegel

(74) *Attorney, Agent, or Firm*—Michael Best & Friedrich LLP

(57) **CLAIM**

We claim the ornamental design for a keypad for a deadbolt escutcheon, as shown and described.

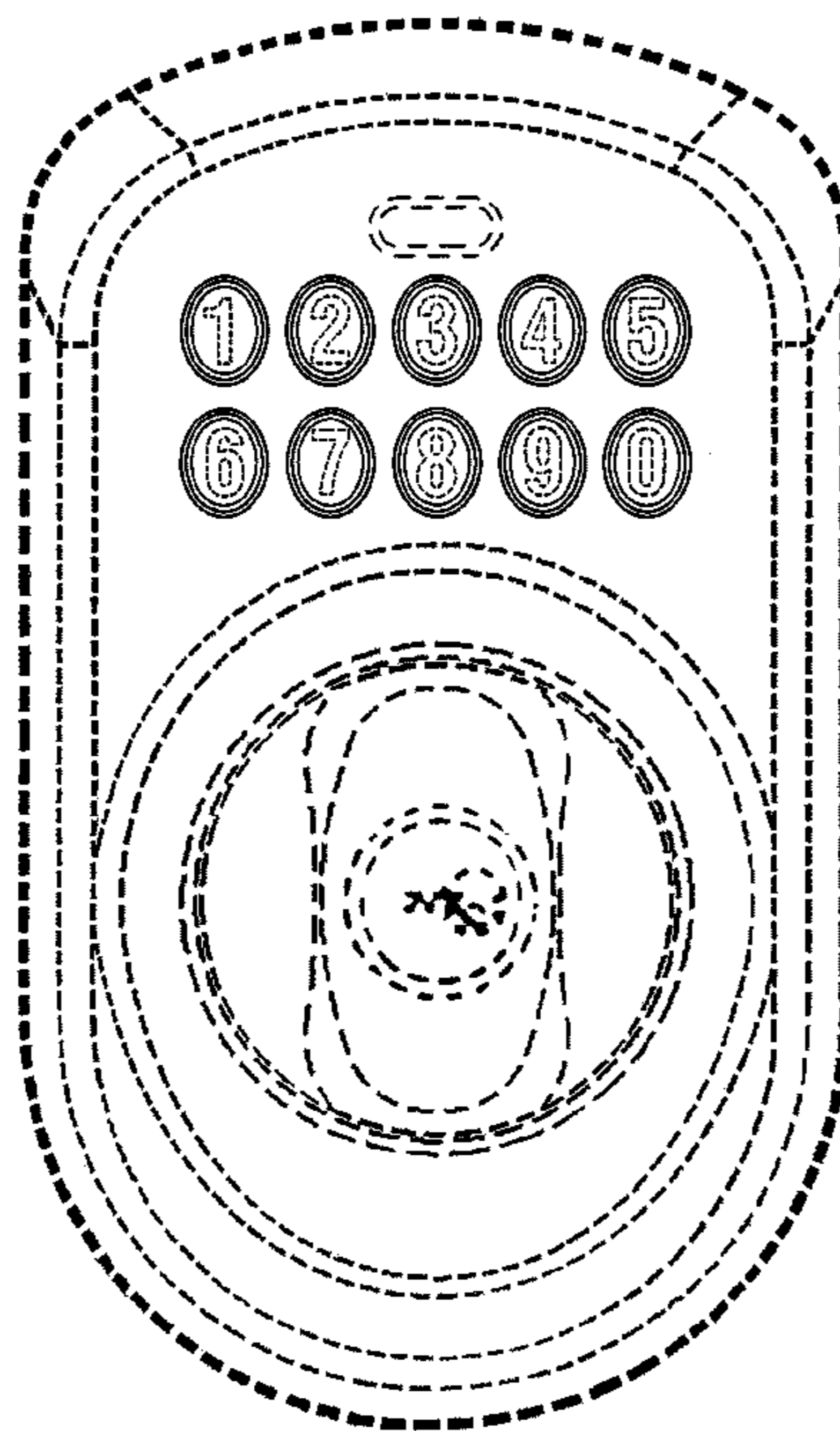
DESCRIPTION

FIG. 1 is a front elevational view of a keypad for a deadbolt escutcheon embodying the invention; and,

FIG. 2 is a front elevational view of a keypad for a deadbolt escutcheon that is an alternative embodiment of the invention.

The present application is directed to the shape and contour of the design illustrated in the drawings. The other views are not part of the claimed design. The broken line showing is for illustrative purposes only and forms no part of the claimed design.

1 Claim, 2 Drawing Sheets



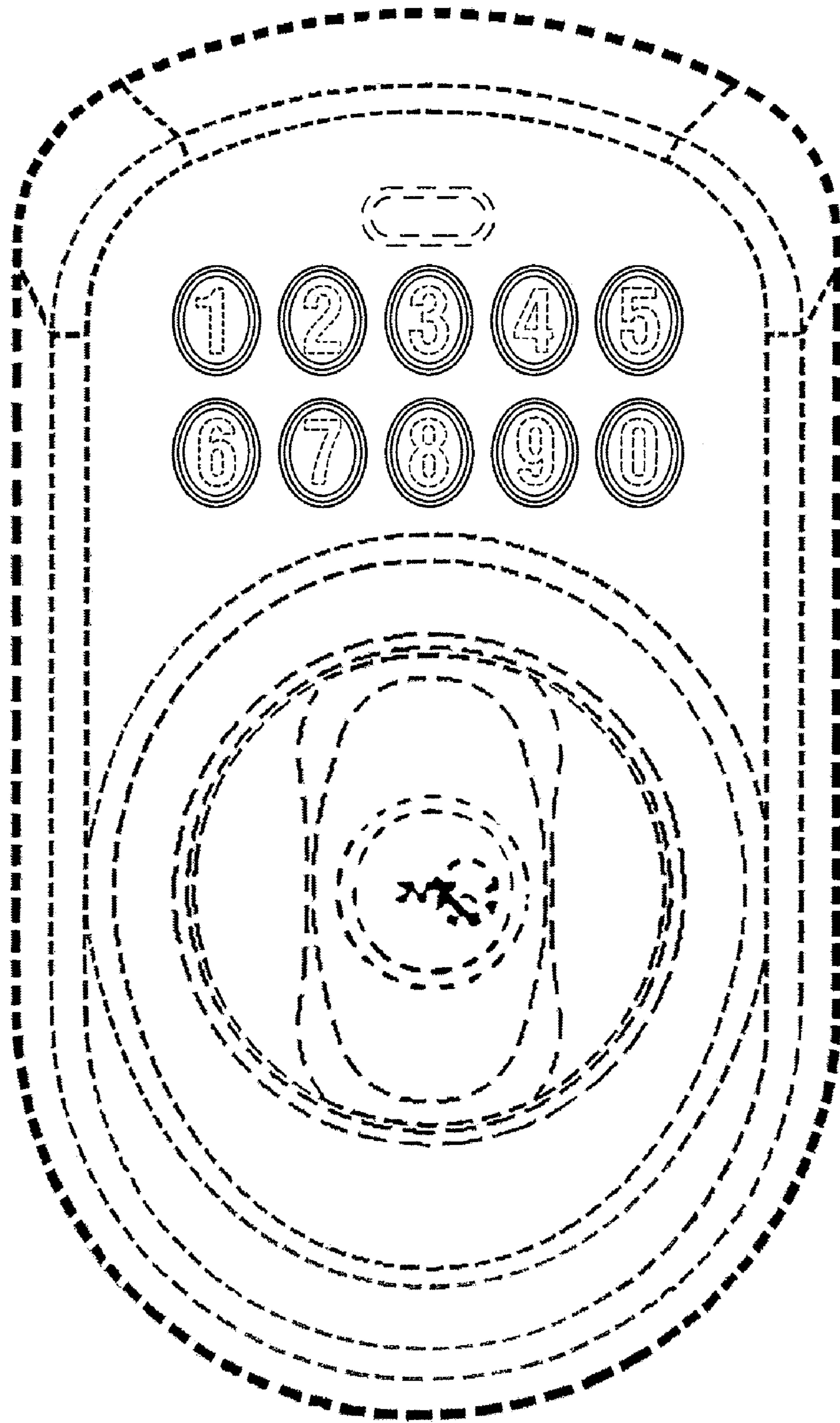


Fig. 1

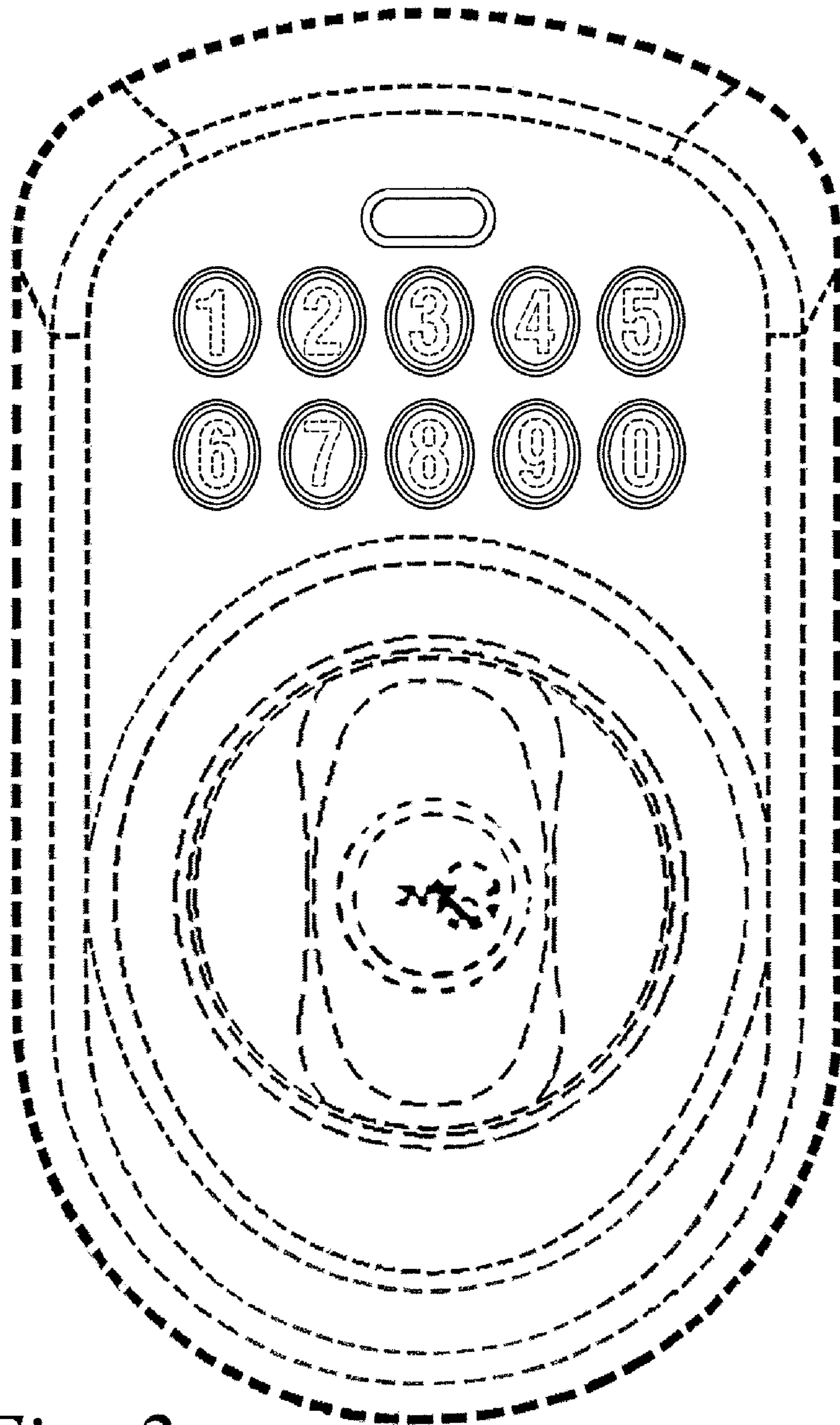


Fig. 2