



US00D552960S

(12) **United States Design Patent**
Collins

(10) **Patent No.:** **US D552,960 S**

(45) **Date of Patent:** **** Oct. 16, 2007**

(54) **HANDLE PORTION FOR A STORAGE STRUCTURE**

(76) Inventor: **Mark G. Collins**, 10914 Killdare Ct.,
Saint Ann, MO (US) 63074

(**) Term: **14 Years**

(21) Appl. No.: **29/257,869**

(22) Filed: **Apr. 11, 2006**

(51) **LOC (8) Cl.** **08-06**

(52) **U.S. Cl.** **D8/319**

(58) **Field of Classification Search** D8/300,
D8/305, 310, 315, 316, 317, 318, 319, 320;
D7/394, 644, 664; D11/73, 99; 16/110.1,
16/412, 414, 416, 417, 419, 441, 443, 445;
74/543; 190/115-116; D6/522, 523, 537
See application file for complete search history.

(56) **References Cited**

U.S. PATENT DOCUMENTS

407,374 A	7/1889	Smith
1,391,986 A	9/1921	Smith
1,965,068 A	7/1934	Chesler
D106,459 S	10/1937	Sumi
2,339,514 A	1/1944	Ponath

(Continued)

FOREIGN PATENT DOCUMENTS

BE 501005 10/1951

(Continued)

OTHER PUBLICATIONS

Rockler Woodworking and Hardware, Summer 2002 p. 68 #43484.*

(Continued)

Primary Examiner—Paula A. Greene
(74) *Attorney, Agent, or Firm*—Harness, Dickey & Pierce,
P.L.C.

(57) **CLAIM**

The ornamental design for a handle portion for a storage structure, as shown and described.

DESCRIPTION

FIG. 1 is a front perspective view of a handle portion for a storage structure, showing my design;

FIG. 2 is a back perspective view of the handle portion for a storage structure shown in FIG. 1;

FIG. 3 is a front view of the handle portion for a storage structure shown in FIG. 1;

FIG. 4 is a back view of the handle portion for a storage structure shown in FIG. 1;

FIG. 5 is a top view of the handle portion for a storage structure shown in FIG. 1;

FIG. 6 is a bottom view of the handle portion for a storage structure shown in FIG. 1;

FIG. 7 is an end view of the handle portion for a storage structure shown in FIG. 1

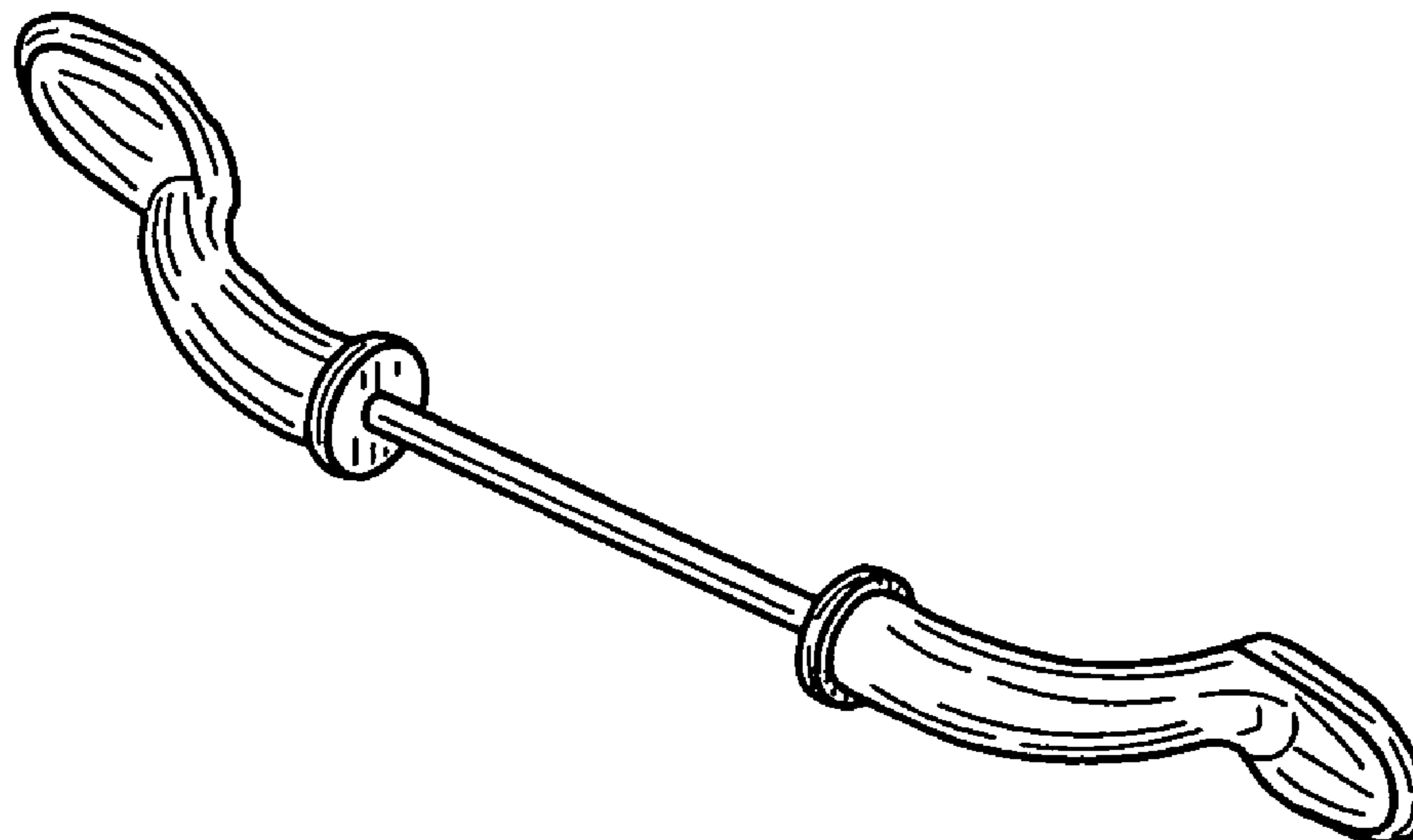
FIG. 8 is an opposite end view of the handle portion for a storage structure shown in FIG. 1;

FIG. 9 is a perspective view of a handle portion for a storage structure of FIG. 1; and,

FIG. 10 is a perspective view of a handle portion for a storage structure of FIG. 1.

The broken line showing of the cabinet of the cabinet door and one handle is included for the purpose of illustration forms no part of the claimed design.

1 Claim, 3 Drawing Sheets



US D552,960 S

Page 2

U.S. PATENT DOCUMENTS

2,357,940 A 9/1944 Du Lude
2,411,717 A 11/1946 Fay et al.
2,445,170 A 7/1948 Gonczi
2,577,259 A 12/1951 Millington
2,682,123 A 6/1954 Fredrickson
2,702,439 A 2/1955 Swensson
2,751,700 A 6/1956 Danjczek
D186,924 S 12/1959 Lakatosh
2,952,923 A 9/1960 Calabrese
3,123,291 A 3/1964 Madry
3,674,905 A 7/1972 Collins, Sr.
D246,426 S * 11/1977 Ridgway et al. D8/318
4,123,853 A 11/1978 Dickensheet
4,146,978 A 4/1979 Breslow
D264,479 S 5/1982 Williams
4,509,929 A 4/1985 Zawitz
D295,421 S 4/1988 Young
4,928,416 A 5/1990 Penno
D308,890 S 6/1990 Wang
4,948,284 A 8/1990 Lingott
D312,381 S * 11/1990 Clayton D8/319
4,983,062 A 1/1991 Hour
5,022,774 A 6/1991 Kageyama et al.
5,044,804 A 9/1991 Chuang
5,110,315 A 5/1992 Zawitz
5,172,534 A 12/1992 Milner et al.
D333,082 S * 2/1993 Bocade et al. D8/317
5,297,010 A * 3/1994 Camarota et al. 362/501
5,368,406 A 11/1994 Hanshaw
D361,496 S * 8/1995 Chieda D8/317
5,584,195 A 12/1996 Liu
D379,423 S * 5/1997 Caugh et al. D8/305
5,826,997 A 10/1998 Coleman et al.
D401,270 S 11/1998 Cockram
5,957,601 A 9/1999 Weiss
D419,187 S 1/2000 Chuang

D422,878 S * 4/2000 Marshall et al. D8/317
D425,118 S 5/2000 Platts et al.
6,086,445 A 7/2000 Zawitz
D434,798 S 12/2000 Platts et al.
6,158,914 A 12/2000 Junkins
D437,202 S * 2/2001 O'Neil D8/317
D450,999 S * 11/2001 Dewald et al. D8/317
D457,386 S * 5/2002 Coudurier D7/394
6,612,766 B2 9/2003 Collins
D517,746 S 3/2006 Gruber
2003/0194257 A1 10/2003 Collins
2005/0053414 A1 3/2005 Collins

FOREIGN PATENT DOCUMENTS

DE 417005 8/1925
DE 1038961 9/1958
DE 3049-467 12/1980
DE 9113061 11/1992
EP 0 314 865 5/1988

OTHER PUBLICATIONS

U.S. Appl. No. 11/207,565, filed Aug. 19, 2005, Collins.
Name Beads International; <http://www.fundraisingbeads.com>;
accessed Dec. 12, 2001; 3 pages.
Canadian Whisky Dice pen, 1 page.
Playsam Sweden pen, 1 page.
RCA Victor pen, 2 pages.
RCA Service Engineer's Pencil, 1 page.
Helm Puzzle pens, 2 pages.
Bruno the Kid Decoder Pen, 2 pages.
Pen from 1937 Johnson Smith Catalog, 1 page.
<http://www.legowritingsystem.com/pages/classic.html>, accessed
Jun. 28, 2004, 5 pages.
<http://www.legowritingsystem.com/pages/starwars.html>, accessed
Jun. 28, 2004, 6 pages.

* cited by examiner

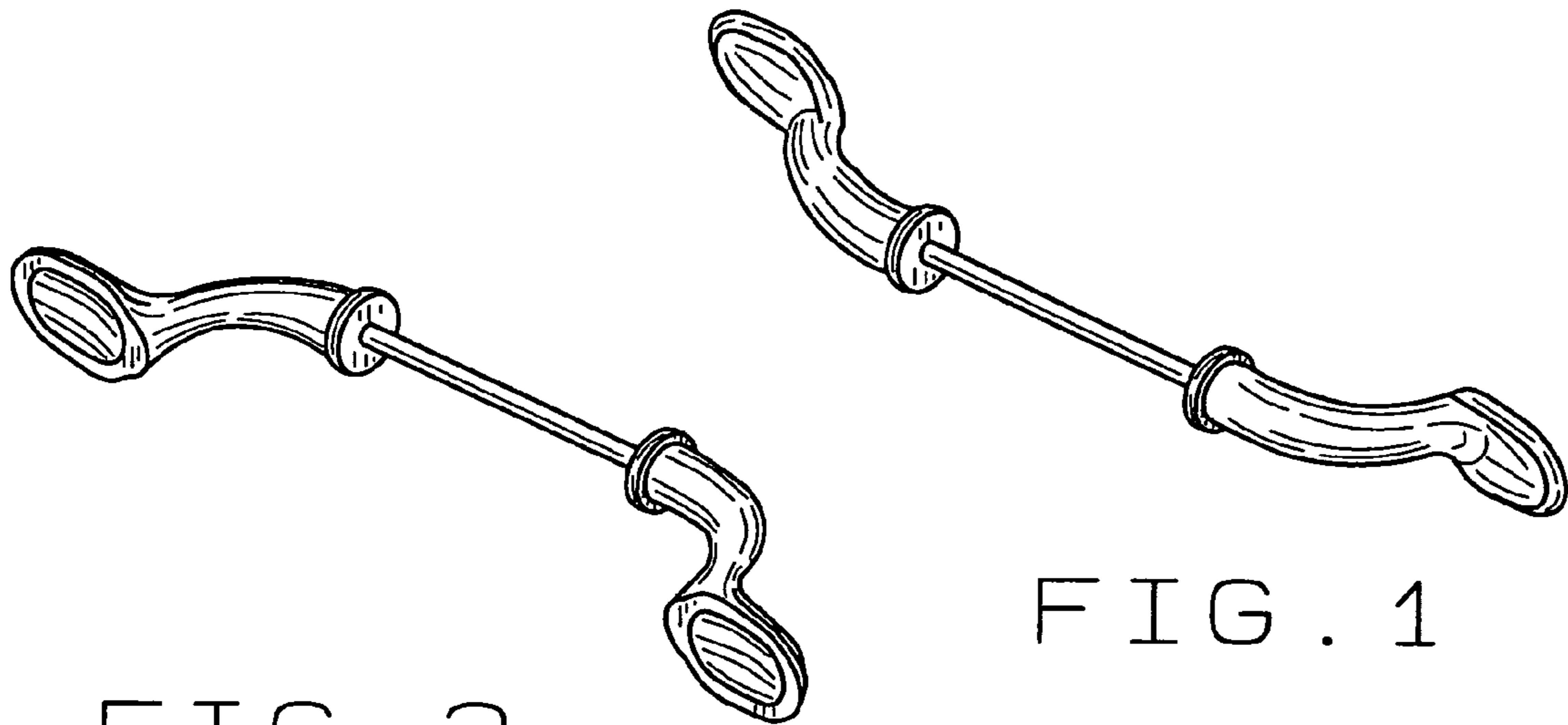


FIG. 2

FIG. 1

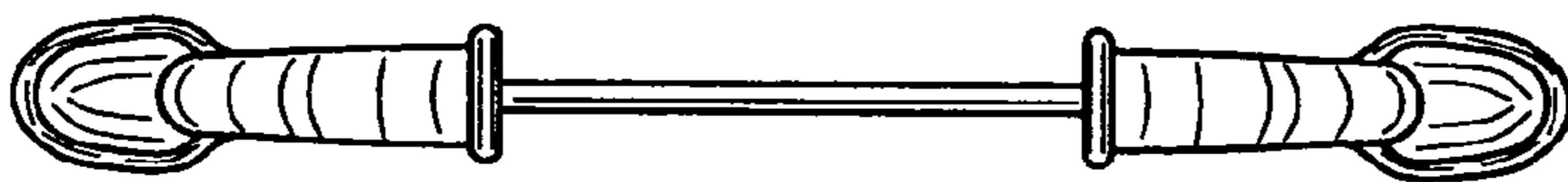


FIG. 3

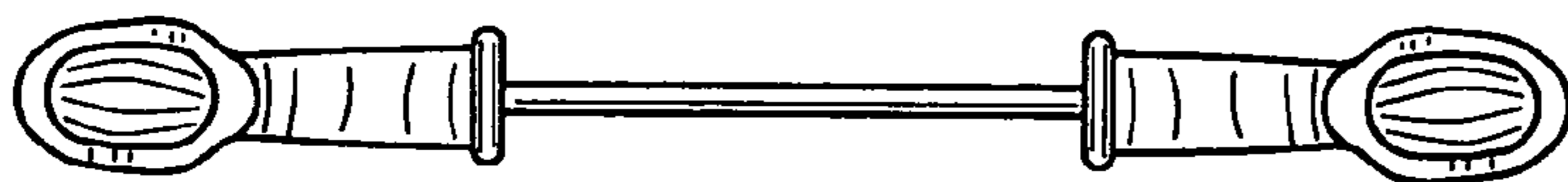


FIG. 4



FIG. 7




FIG. 5



FIG. 8

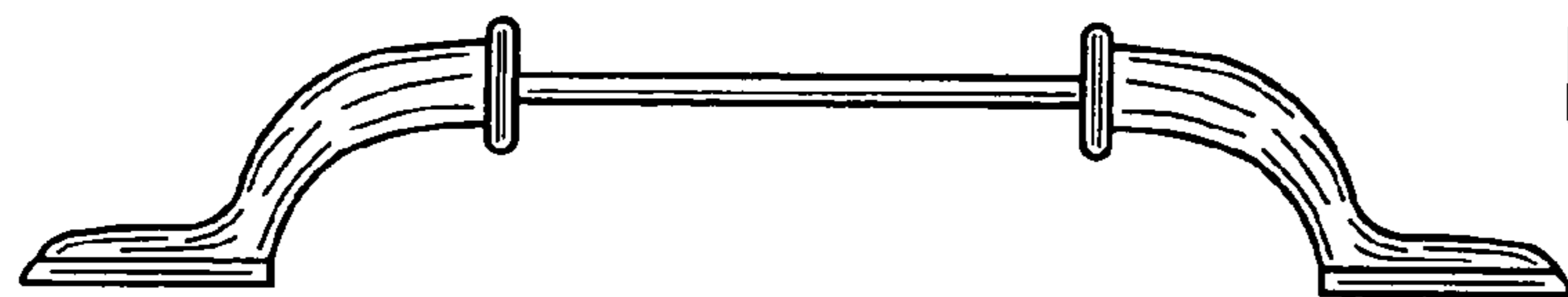


FIG. 6

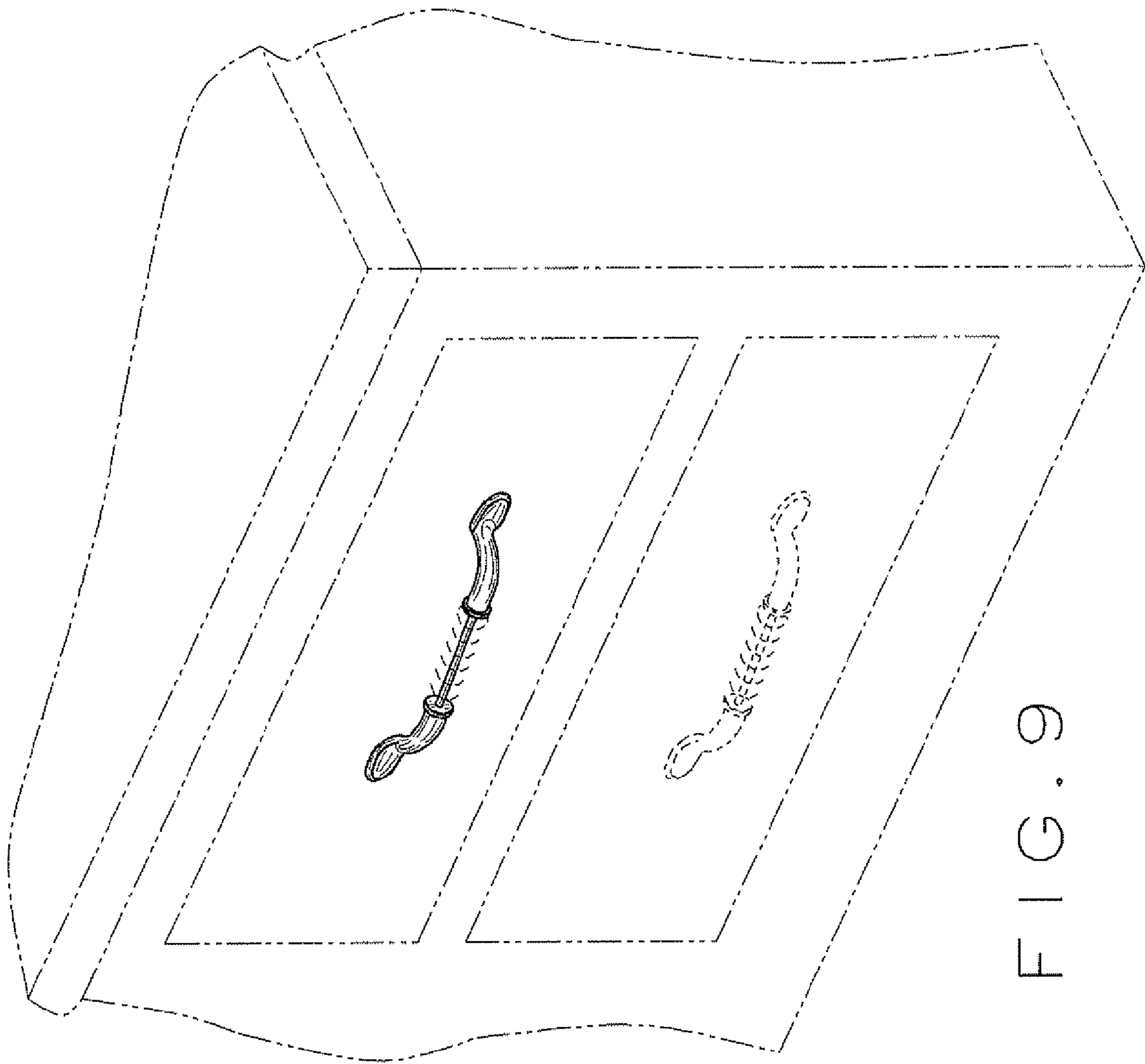


FIG. 9

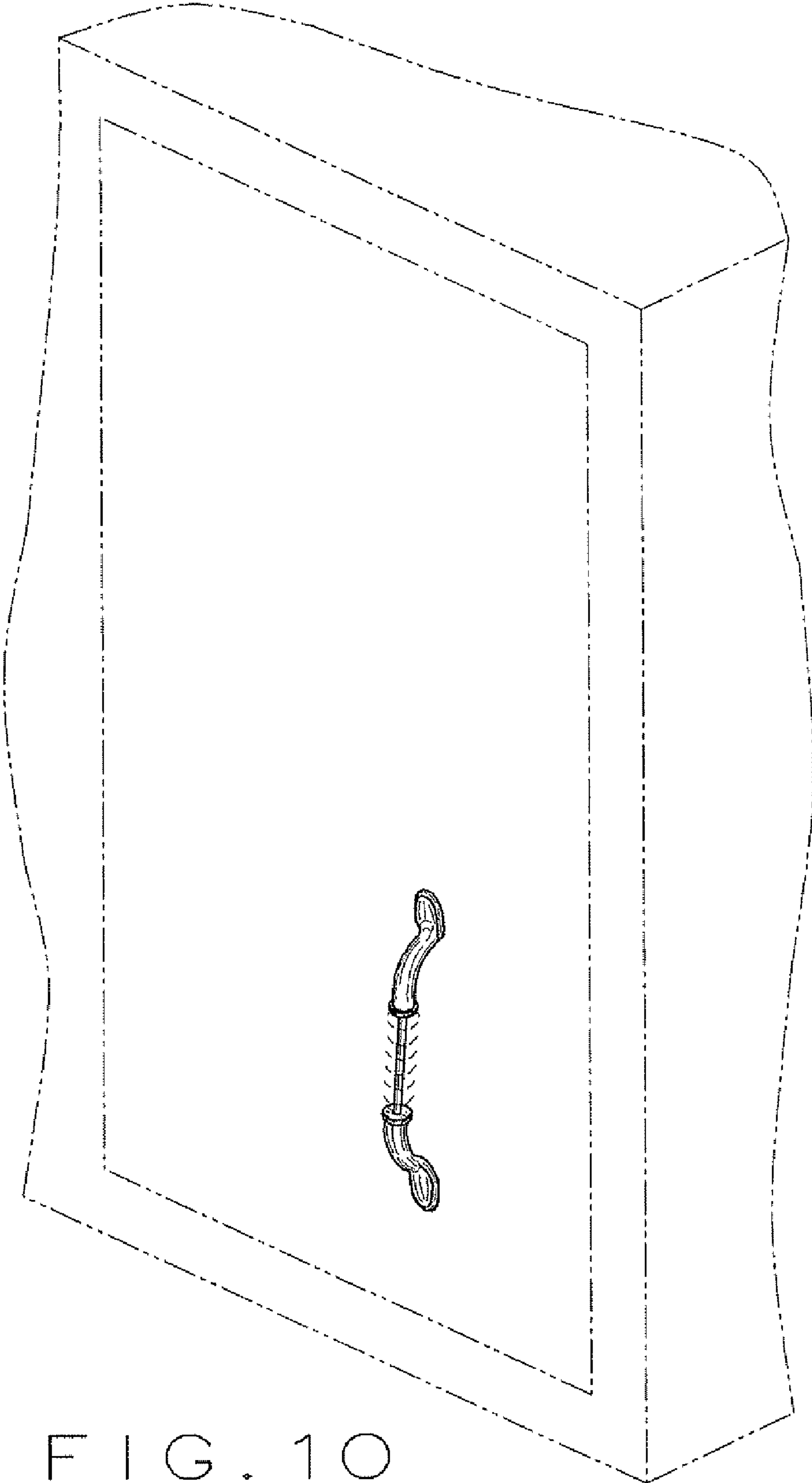


FIG. 10