



US00D552947S

(12) **United States Design Patent**
Ewasiuk

(10) **Patent No.:** **US D552,947 S**

(45) **Date of Patent:** **** Oct. 16, 2007**

(54) **GARAGE DOOR BRACKET**

Primary Examiner—Holly H. Baynham

(74) *Attorney, Agent, or Firm*—Sanchelima & Assoc. P.A.

(76) **Inventor:** **Donald Ewasiuk**, 5212 Archer,
Chicago, IL (US) 60632

(**) **Term:** **14 Years**

(57) **CLAIM**

(21) **Appl. No.:** **29/251,852**

The ornamental design for the garage door bracket, as shown and described.

(22) **Filed:** **Jan. 17, 2006**

(51) **LOC (8) Cl.** **08-05**

(52) **U.S. Cl.** **D8/5**

(58) **Field of Classification Search** D8/354,
D8/349; 248/200.1; 52/167.1, 741.3; 160/201
See application file for complete search history.

DESCRIPTION

(56) **References Cited**

U.S. PATENT DOCUMENTS

D359,466	S	*	6/1995	Eggers et al.	D12/115
D420,566	S	*	2/2000	Ely et al.	D8/354
6,168,122	B1	*	1/2001	Lobsiger et al.	248/68.1
D437,282	S	*	2/2001	Joll	D12/223
D448,650	S	*	10/2001	Vrame	D8/356
D511,086	S	*	11/2005	Craine	D8/354

FIG. 1 is a top plan view of a garage door bracket showing my new design;

FIG. 2 is a front elevational view thereof;

FIG. 3 is a bottom plan view thereof;

FIG. 4 is a front elevational view thereof;

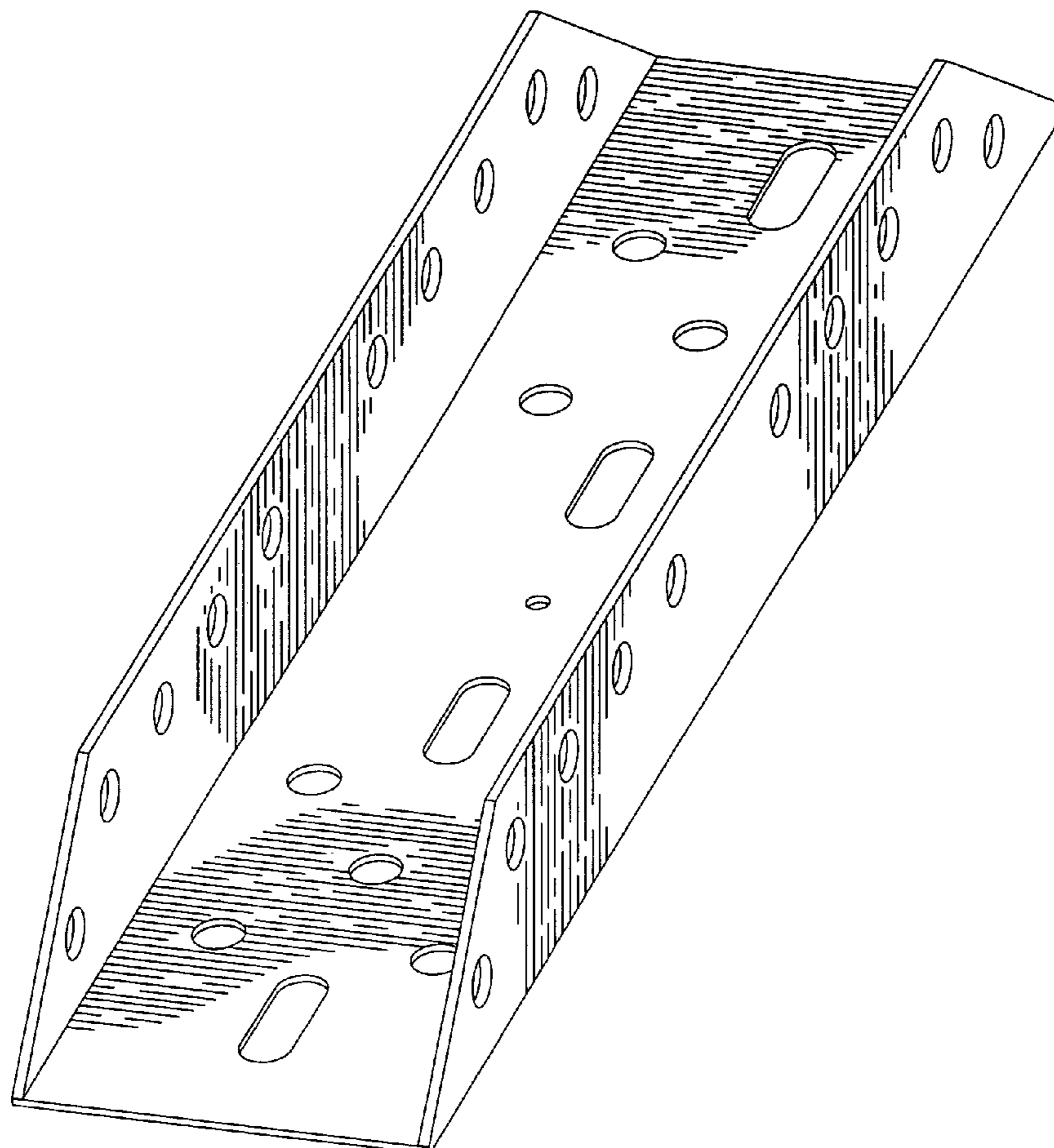
FIG. 5 is a left side elevational view thereof;

FIG. 6 is a rear elevational view thereof; and,

FIG. 7 is a right side elevational view thereof showing my design.

* cited by examiner

1 Claim, 2 Drawing Sheets



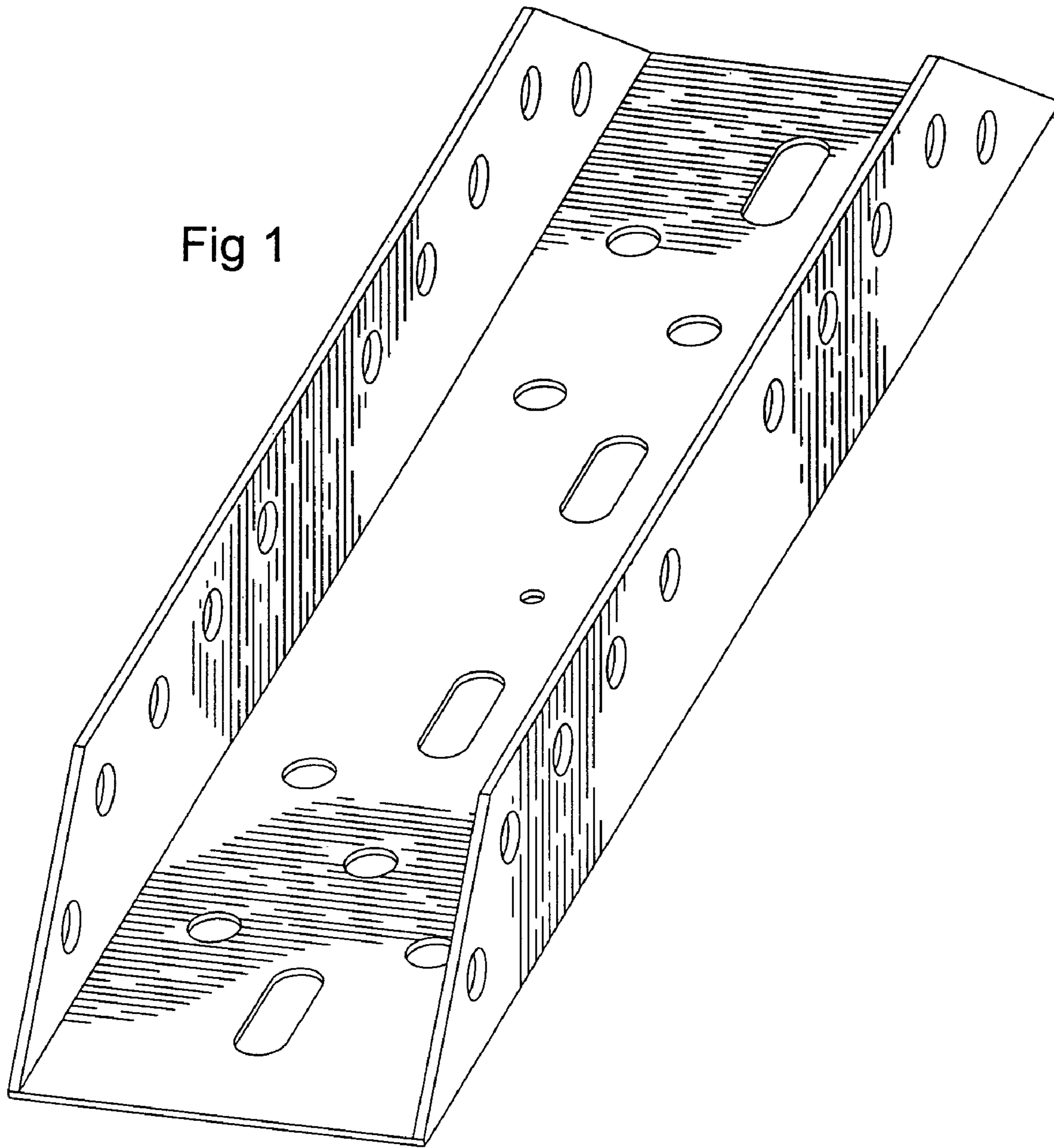


Fig 1

Fig 2




Fig 3




Fig 4

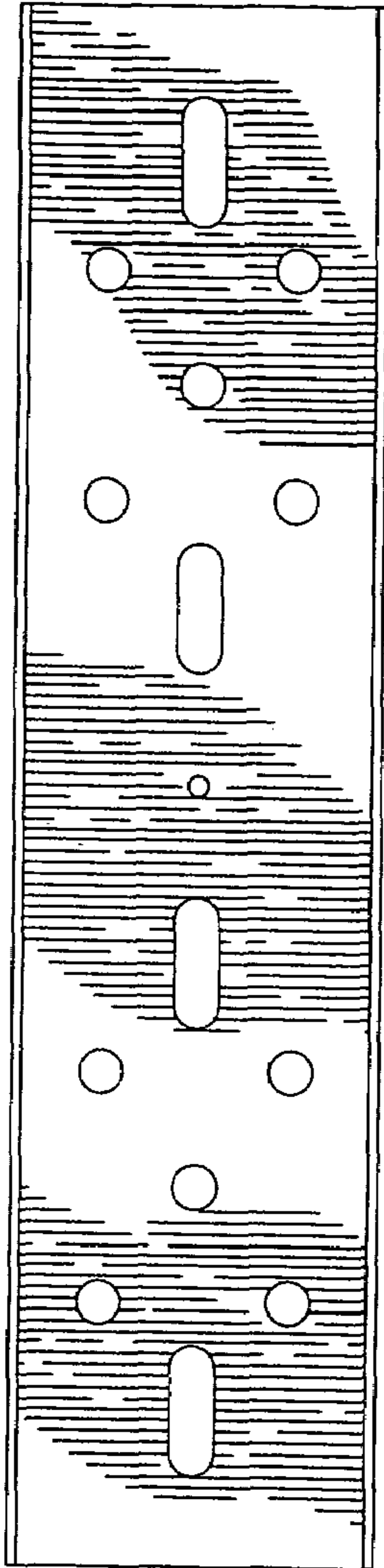


Fig 5

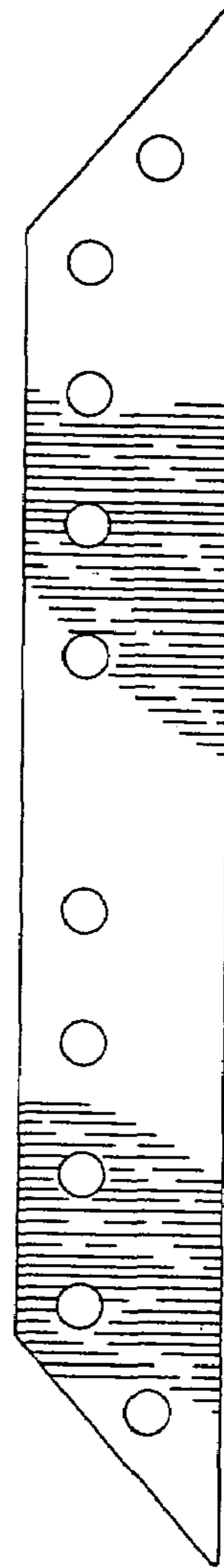
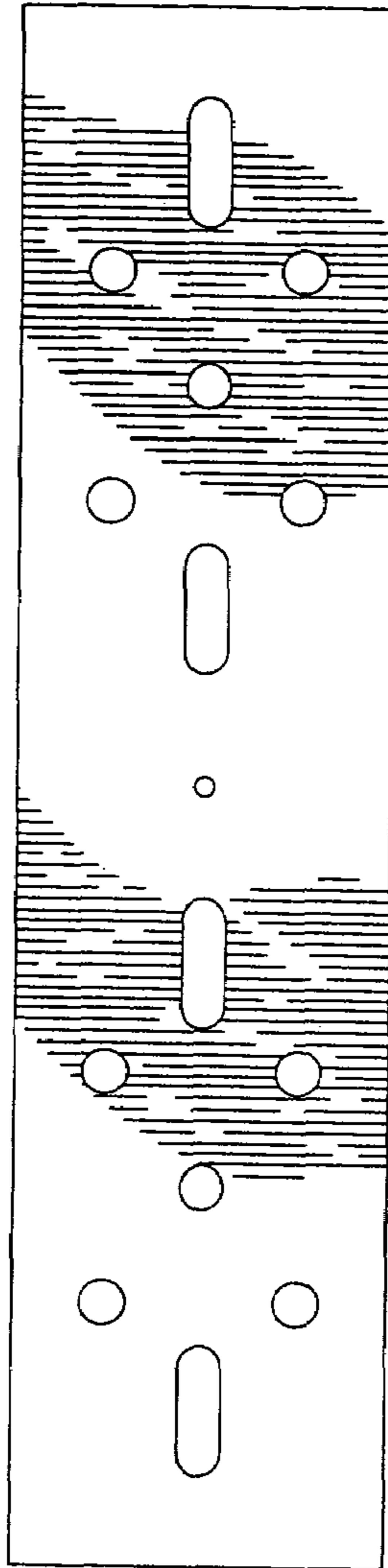


Fig 6




Fig 7