



US00D552944S

(12) **United States Design Patent**
Trinque

(10) **Patent No.:** **US D552,944 S**

(45) **Date of Patent:** **** Oct. 16, 2007**

(54) **KITCHEN AID**

(75) **Inventor:** **Robert M. Trinque**, South Salem, NY
(US)

(73) **Assignee:** **Leifheit AG**, Nassau/Lahn (DE)

(**) **Term:** **14 Years**

(21) **Appl. No.:** **29/248,296**

(22) **Filed:** **Aug. 8, 2006**

(30) **Foreign Application Priority Data**

Feb. 8, 2006 (EM) 000478177

(51) **LOC (8) Cl.** **07-04**

(52) **U.S. Cl.** **D7/694**

(58) **Field of Classification Search** D7/680-696,
D7/393, 395; D3/18; D8/98; 30/307, 319,
30/329, 334, 306, 314, 315, 299, 292
See application file for complete search history.

(56) **References Cited**

U.S. PATENT DOCUMENTS

1,559,724 A * 11/1925 Meader et al. 30/138

4,738,028 A * 4/1988 Belokin et al. 30/319

4,809,437 A * 3/1989 Saliaris 30/319
5,101,564 A * 4/1992 Melter 30/319
D350,462 S * 9/1994 La Gro D7/694
5,555,625 A * 9/1996 Scheminger 30/319

* cited by examiner

Primary Examiner—Terry A. Wallace

(74) *Attorney, Agent, or Firm*—Darby & Darby

(57) **CLAIM**

The ornamental design for a kitchen aid, as shown and described.

DESCRIPTION

FIG. 1 is a bottom, front, and right side perspective view of the kitchen aid, showing my new design;

FIG. 2 is a top view thereof;

FIG. 3 is a bottom view thereof;

FIG. 4 is a left side view thereof;

FIG. 5 is a rear view thereof;

FIG. 6 is a front view thereof; and,

FIG. 7 is a right side view thereof.

1 Claim, 2 Drawing Sheets

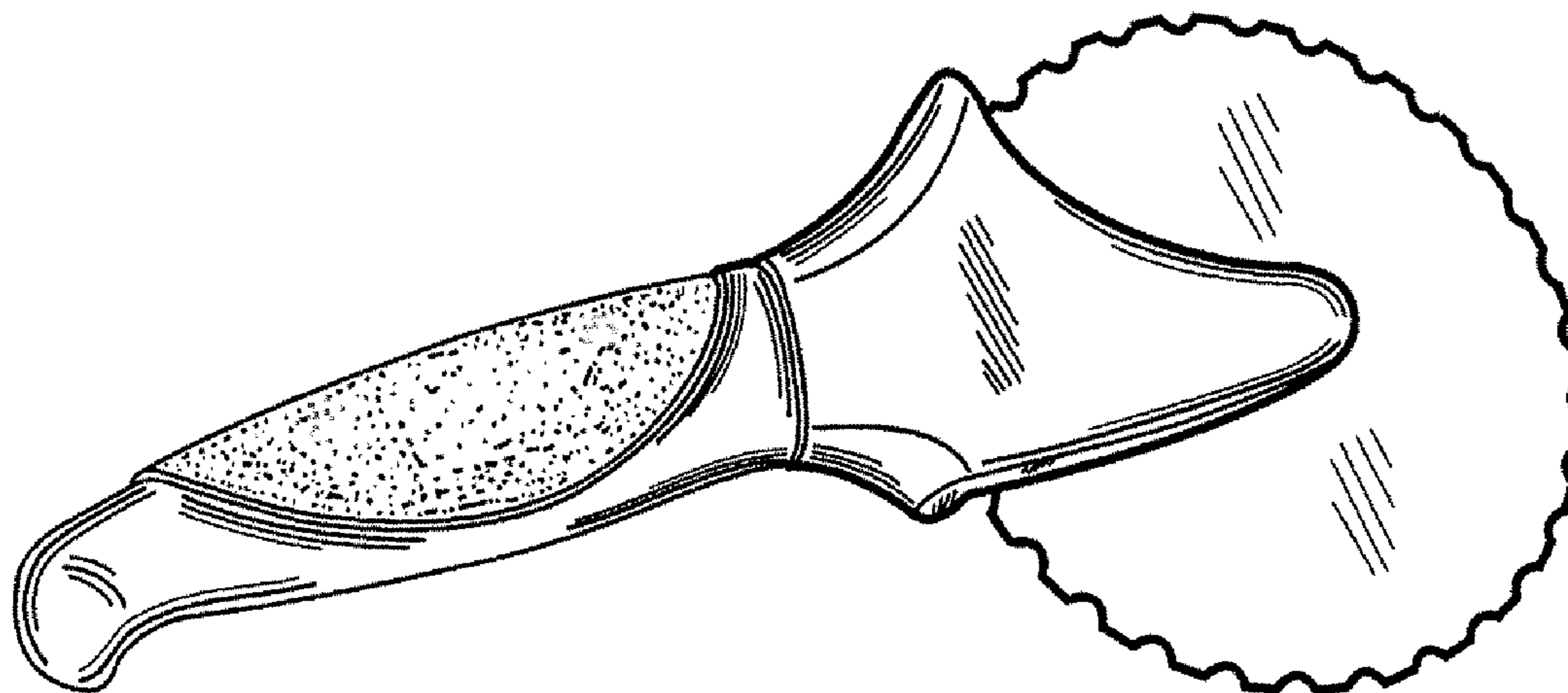


FIG. 1

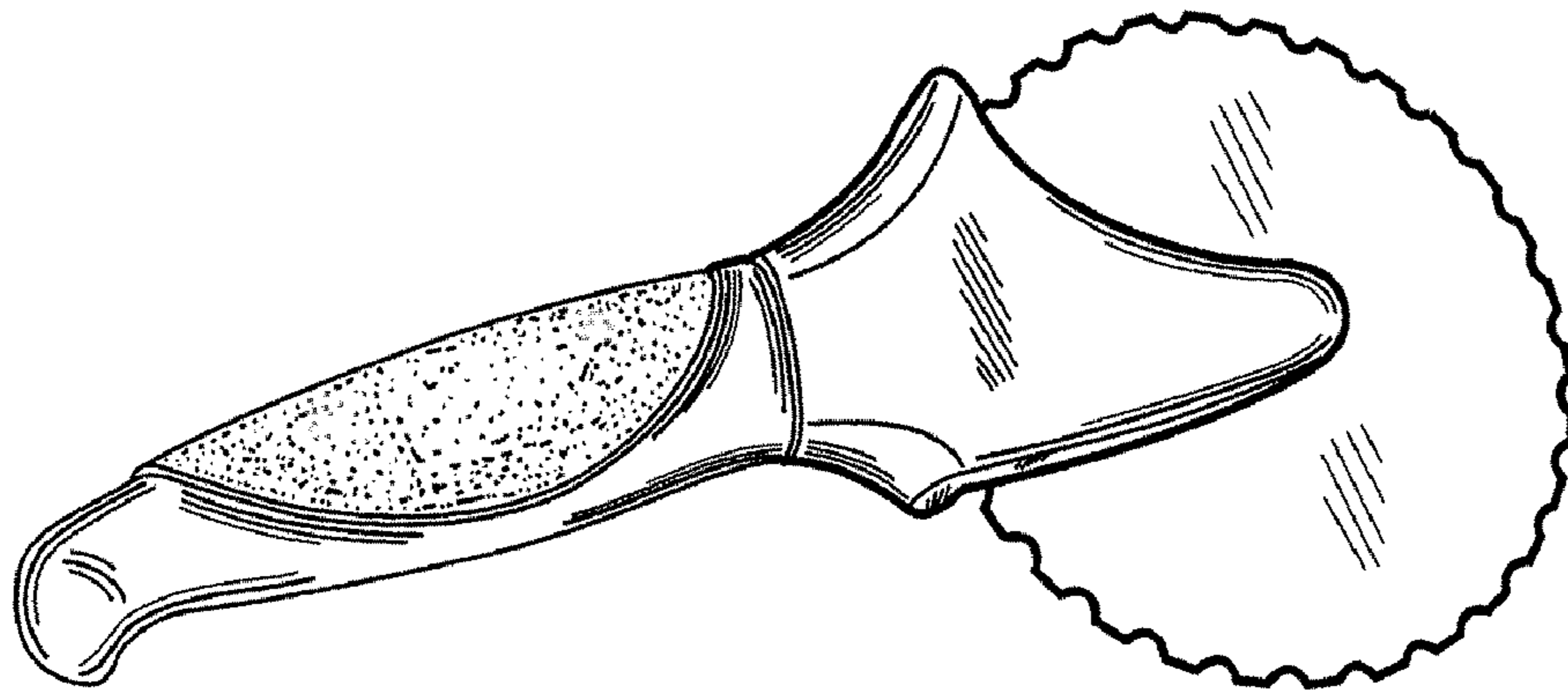


FIG. 2

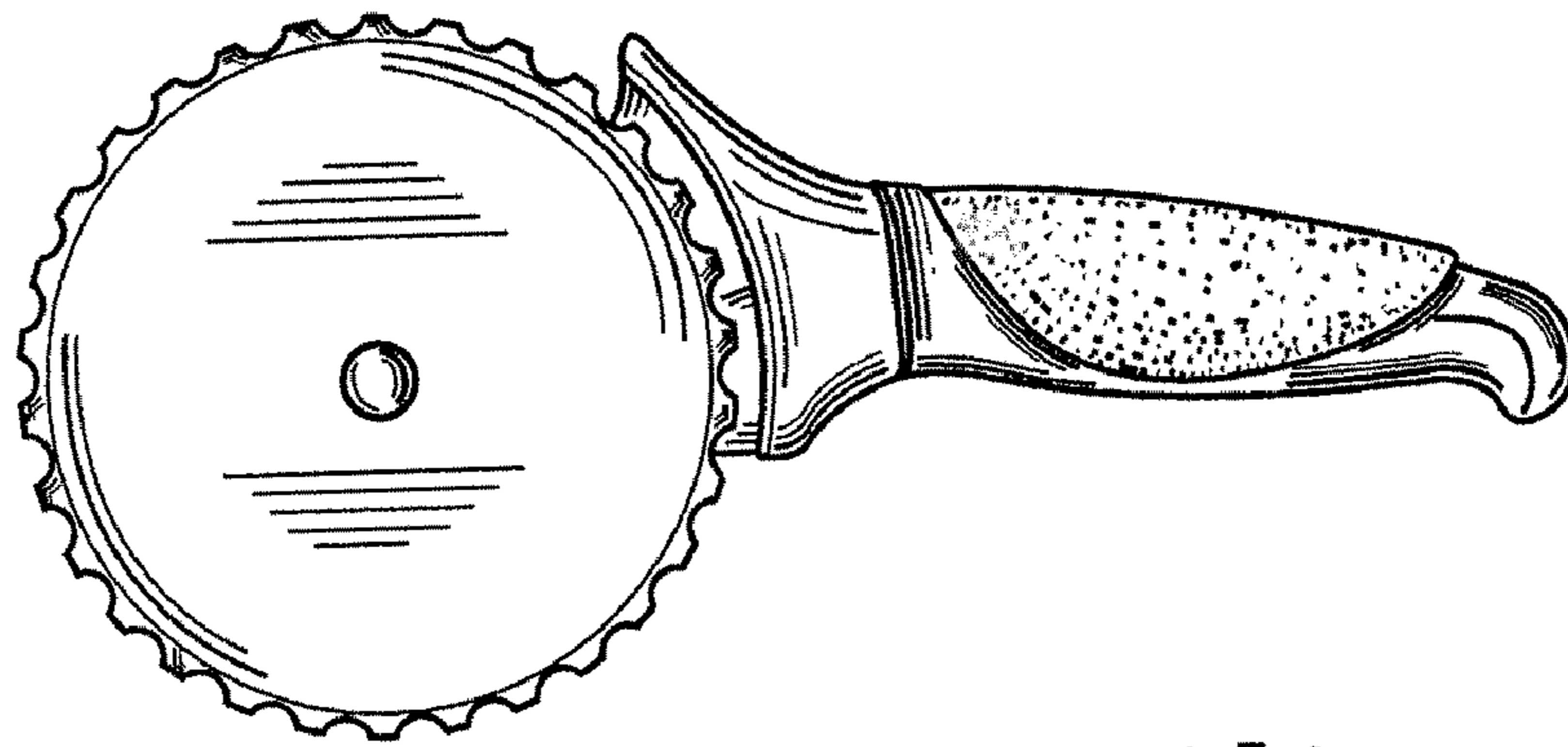


FIG. 3

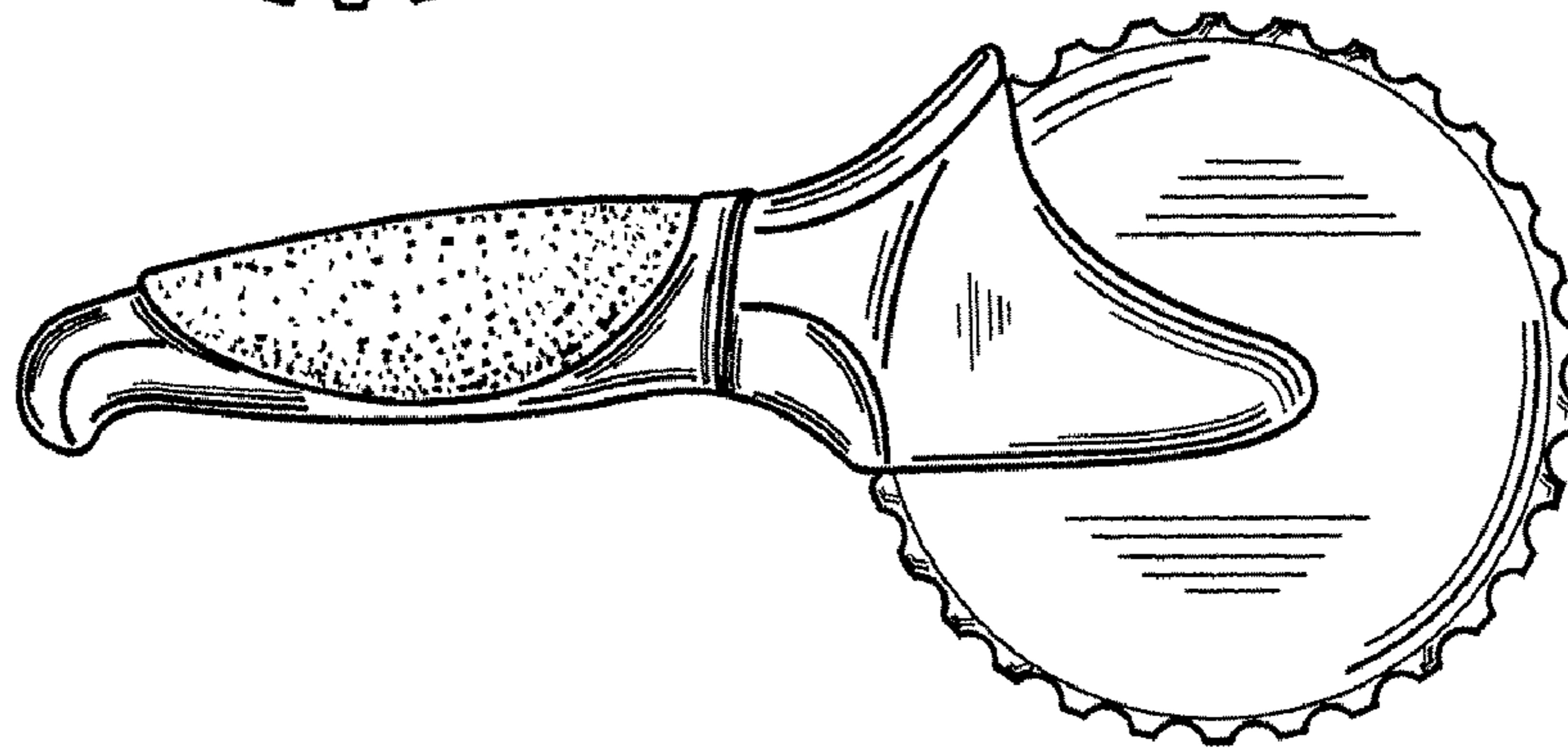


FIG. 4

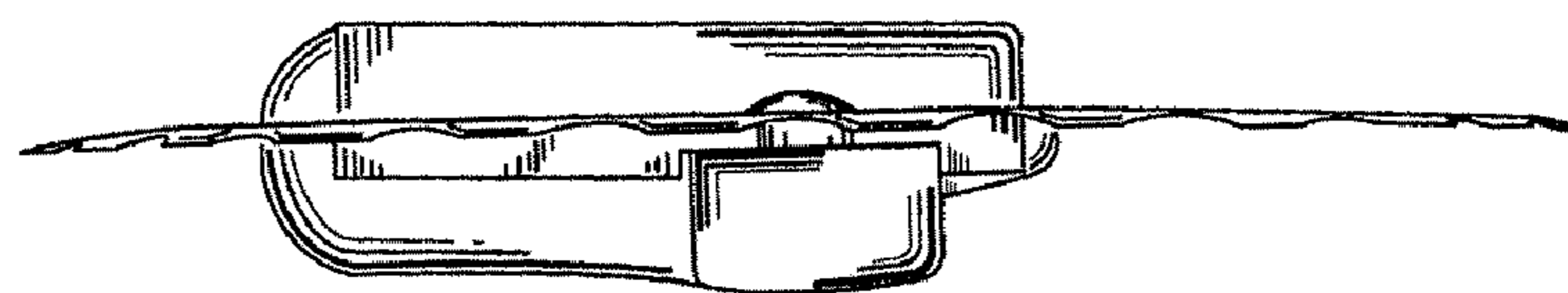


FIG. 5




FIG. 6



FIG. 7

