



US00D552943S

(12) **United States Design Patent**
Trinque

(10) **Patent No.:** **US D552,943 S**

(45) **Date of Patent:** **** Oct. 16, 2007**

(54) **KITCHEN AID**

(75) Inventor: **Robert M. Trinque**, South Salem, NY
(US)

(73) Assignee: **Leifheit AG**, Nassau/Lahn (DE)

(**) Term: **14 Years**

(21) Appl. No.: **29/248,302**

(22) Filed: **Aug. 8, 2006**

(30) **Foreign Application Priority Data**

Feb. 8, 2006 (EM) 000478177

(51) **LOC (8) Cl.** **07-04**

(52) **U.S. Cl.** **D7/693; D8/52**

(58) **Field of Classification Search** D7/680-696,
D7/669, 368; D8/4, 5, 52; 452/5, 6, 12,
452/13, 17, 16, 102, 105; 30/120.3, 120.5,
30/120.1, 249, 250, 261, 234, 194; 241/168;
81/300, 318, 319, 321

See application file for complete search history.

(56) **References Cited**

U.S. PATENT DOCUMENTS

D196,381 S * 9/1963 Basilotta D7/693
3,685,097 A * 8/1972 Scott et al. 452/17

4,729,150 A * 3/1988 Breaux et al. 452/105
4,905,350 A * 3/1990 Gardner 452/16
5,351,402 A * 10/1994 Mansfield 30/120.3
5,613,904 A * 3/1997 LaSalle et al. 452/6
D458,094 S * 6/2002 Clivio D8/5
D501,376 S * 2/2005 Heuck D7/693

* cited by examiner

Primary Examiner—Terry A. Wallace

(74) *Attorney, Agent, or Firm*—Darby & Darby

(57) **CLAIM**

The ornamental design for a kitchen aid, as shown and described.

DESCRIPTION

FIG. 1 is a bottom, rear, and left side perspective view of the kitchen aid, showing my new design;

FIG. 2 is a top view thereof;

FIG. 3 is a left side view thereof;

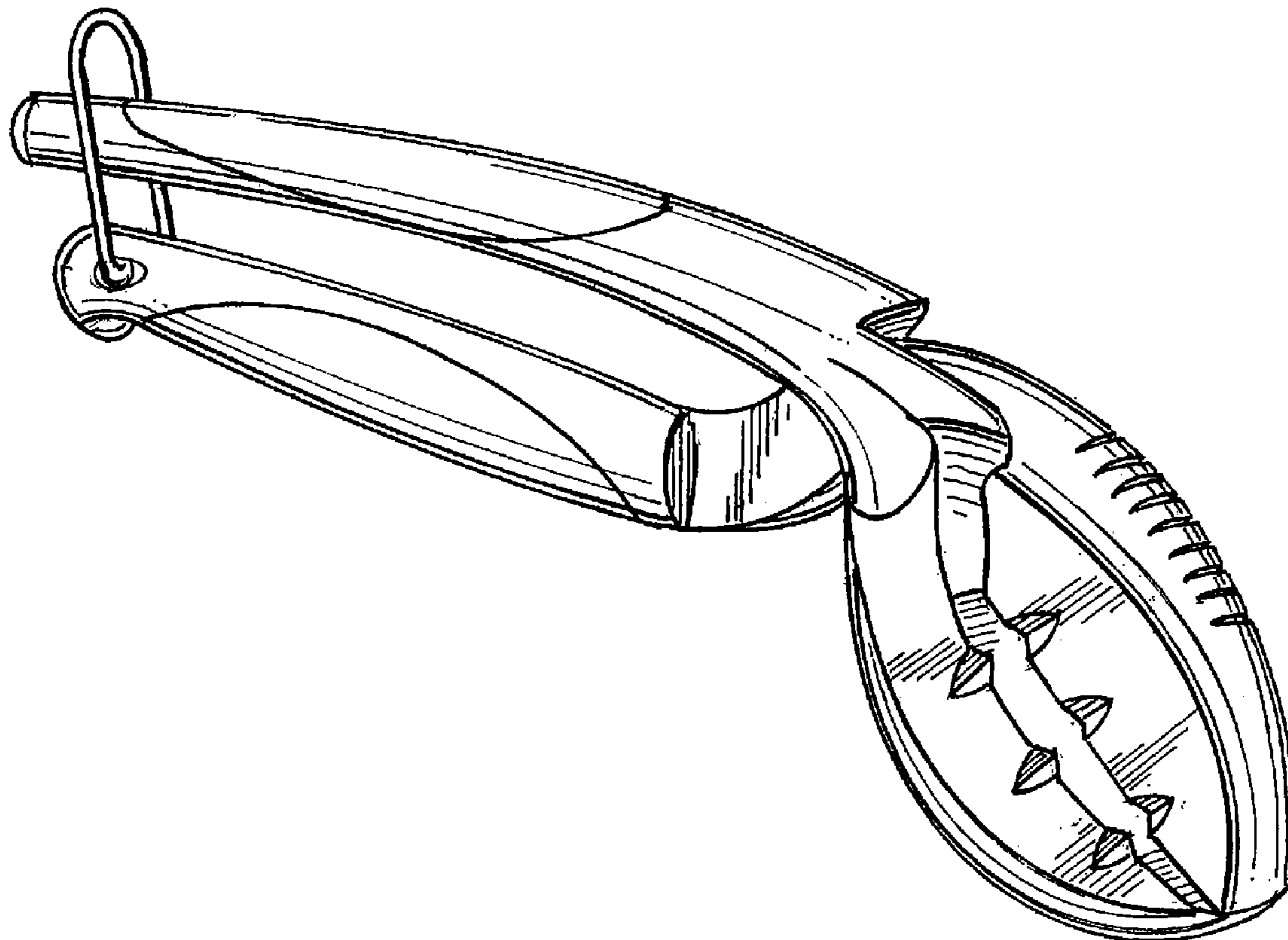
FIG. 4 is a right side view thereof;

FIG. 5 is a bottom view thereof;

FIG. 6 is a rear view thereof; and,

FIG. 7 is a front view thereof.

1 Claim, 2 Drawing Sheets



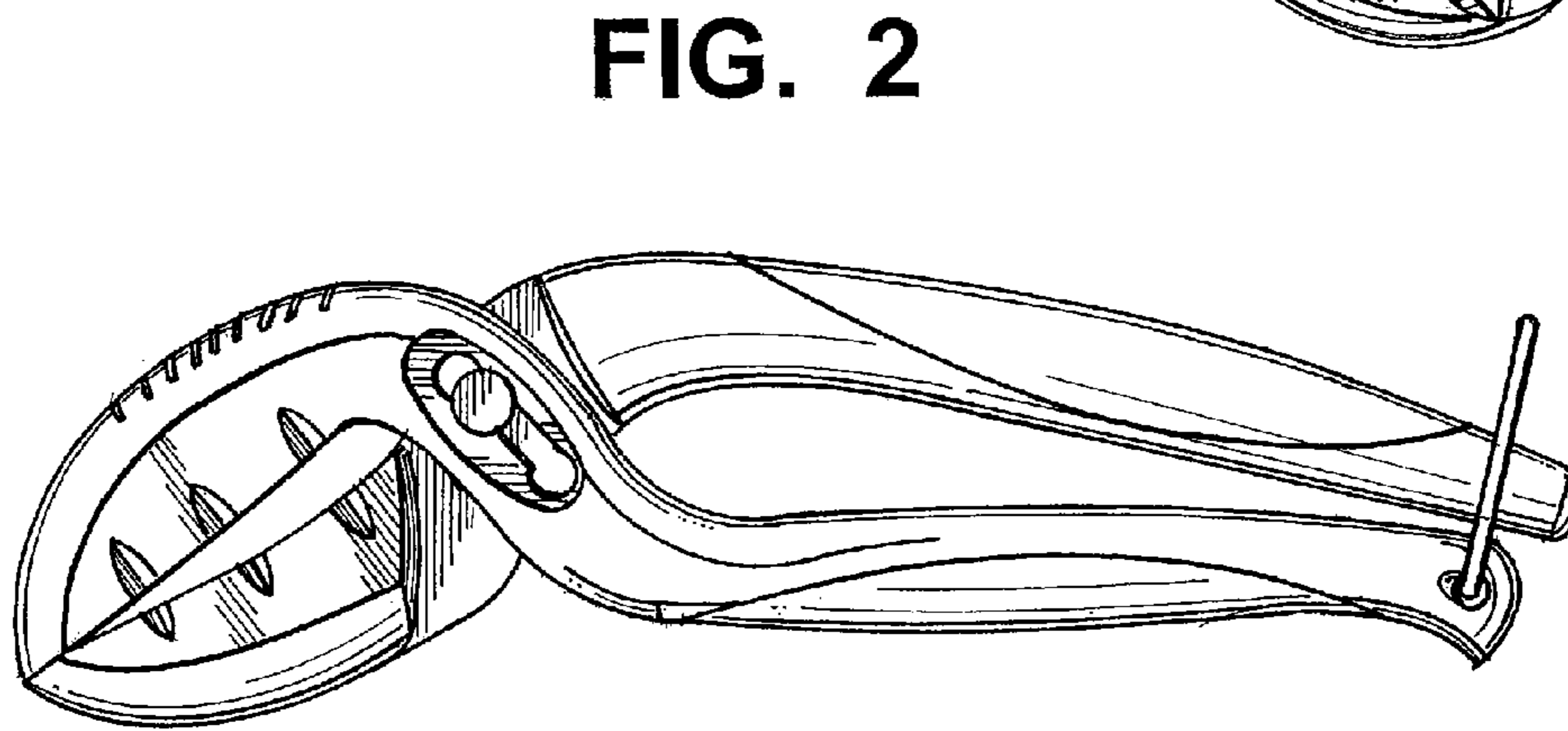
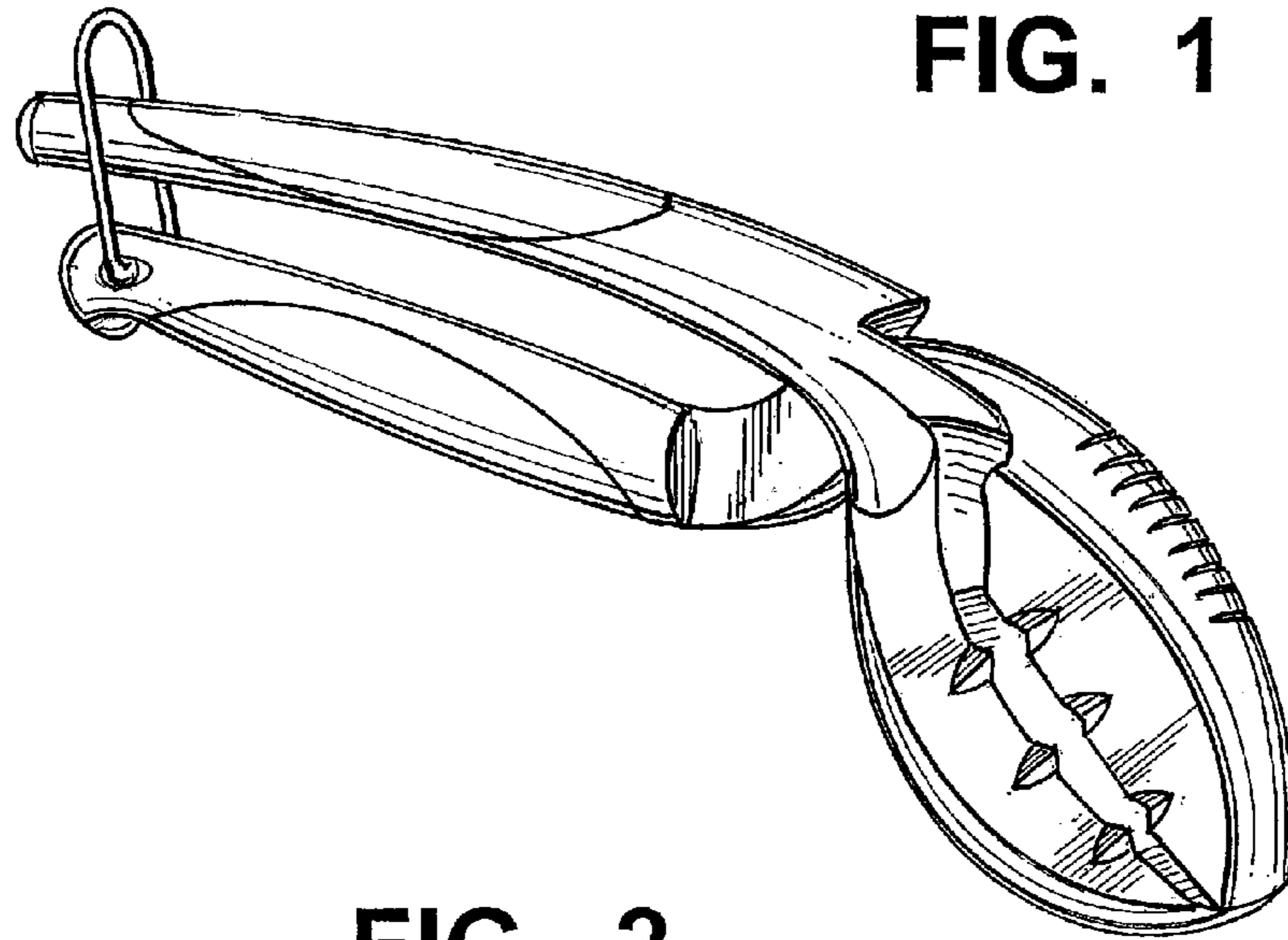


FIG. 3

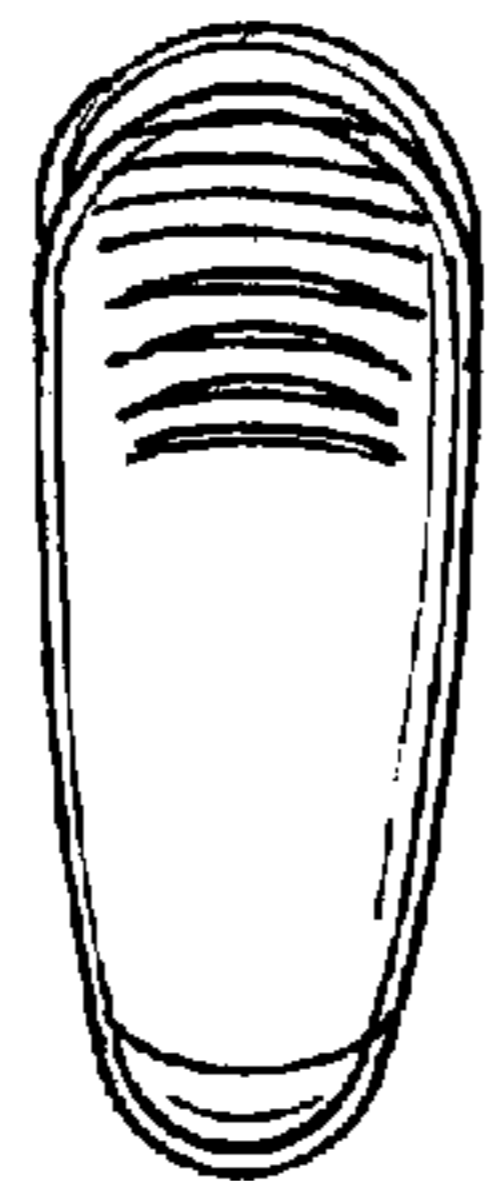


FIG. 4




FIG. 5

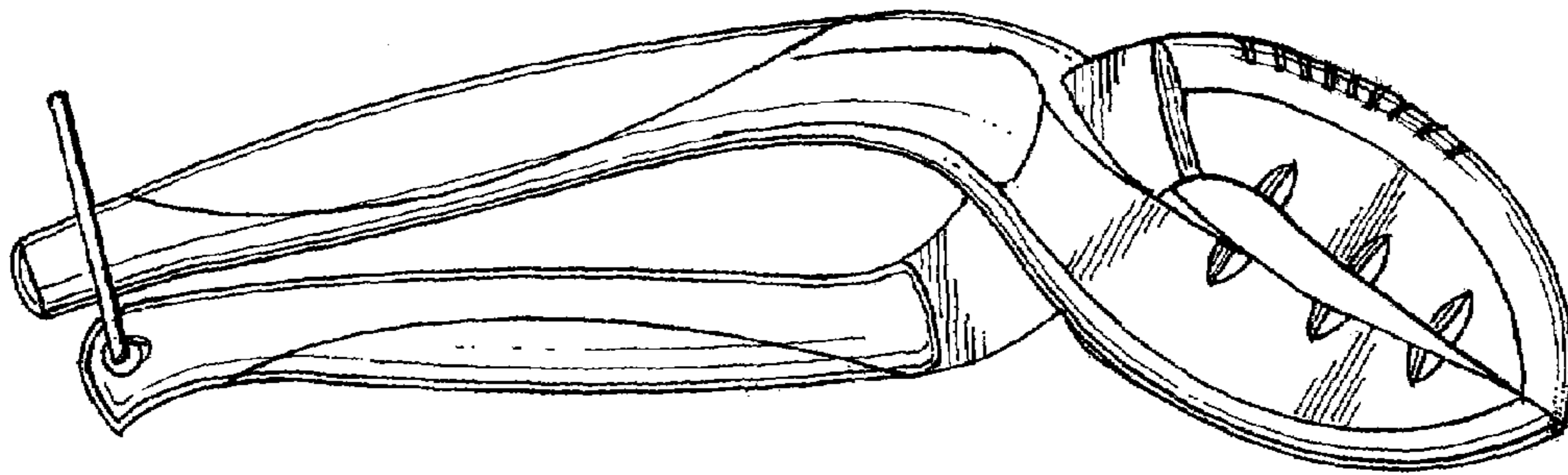


FIG. 6

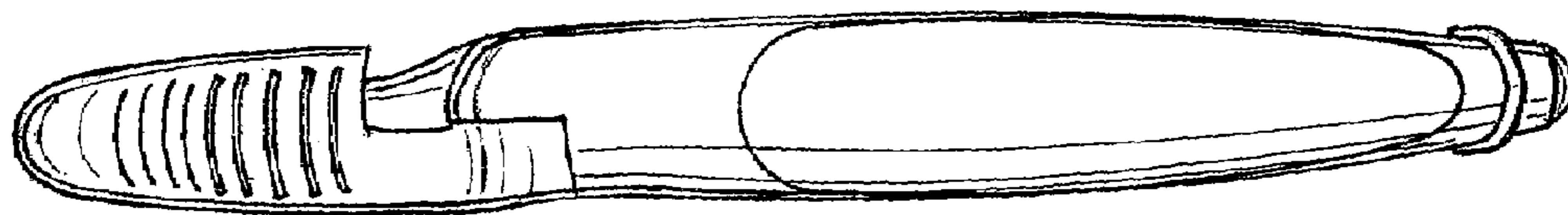


FIG. 7

