



US00D552942S

(12) **United States Design Patent**
Trinque

(10) **Patent No.:** **US D552,942 S**

(45) **Date of Patent:** **** Oct. 16, 2007**

(54) **KITCHEN AID**

5,216,812 A * 6/1993 Lyons 30/120.1
D387,631 S * 12/1997 Thibault D7/693

(75) Inventor: **Robert M. Trinque**, South Salem, NY
(US)

OTHER PUBLICATIONS

(73) Assignee: **Leifheit AG**, Nassau/Lahn (DE)

U.S. Appl. No. 29/248,294; filed Aug. 8, 2006; Inventor: Robert M. Trinque.

(**) Term: **14 Years**

* cited by examiner

(21) Appl. No.: **29/248,295**

Primary Examiner—Terry A. Wallace

(22) Filed: **Aug. 8, 2006**

(74) *Attorney, Agent, or Firm*—Darby & Darby

(30) **Foreign Application Priority Data**

(57) **CLAIM**

Feb. 8, 2006 (EM) 000478177

The ornamental design for a kitchen aid, as shown and described.

(51) **LOC (8) Cl.** **07-03**

DESCRIPTION

(52) **U.S. Cl.** **D7/693**

(58) **Field of Classification Search** D7/688–696,
D7/649–652; D32/40, 46; 15/236.01, 236.07;
30/279.2, 120.1; 452/1, 2, 5, 6, 12, 13, 17,
452/102, 103

FIG. 1 is a top, front, and left side perspective view of the kitchen aid, showing my new design;

FIG. 2 is a top view thereof;

FIG. 3 is a bottom view thereof;

FIG. 4 is a left side view thereof;

FIG. 5 is a front view thereof;

FIG. 6 is a rear view thereof; and,

FIG. 7 is a right side view thereof.

See application file for complete search history.

(56) **References Cited**

U.S. PATENT DOCUMENTS

D229,739 S * 1/1974 Briddell D7/693
D313,923 S * 1/1991 Poe, Jr. D7/693
D330,827 S * 11/1992 Jarzynka D7/693

1 Claim, 2 Drawing Sheets

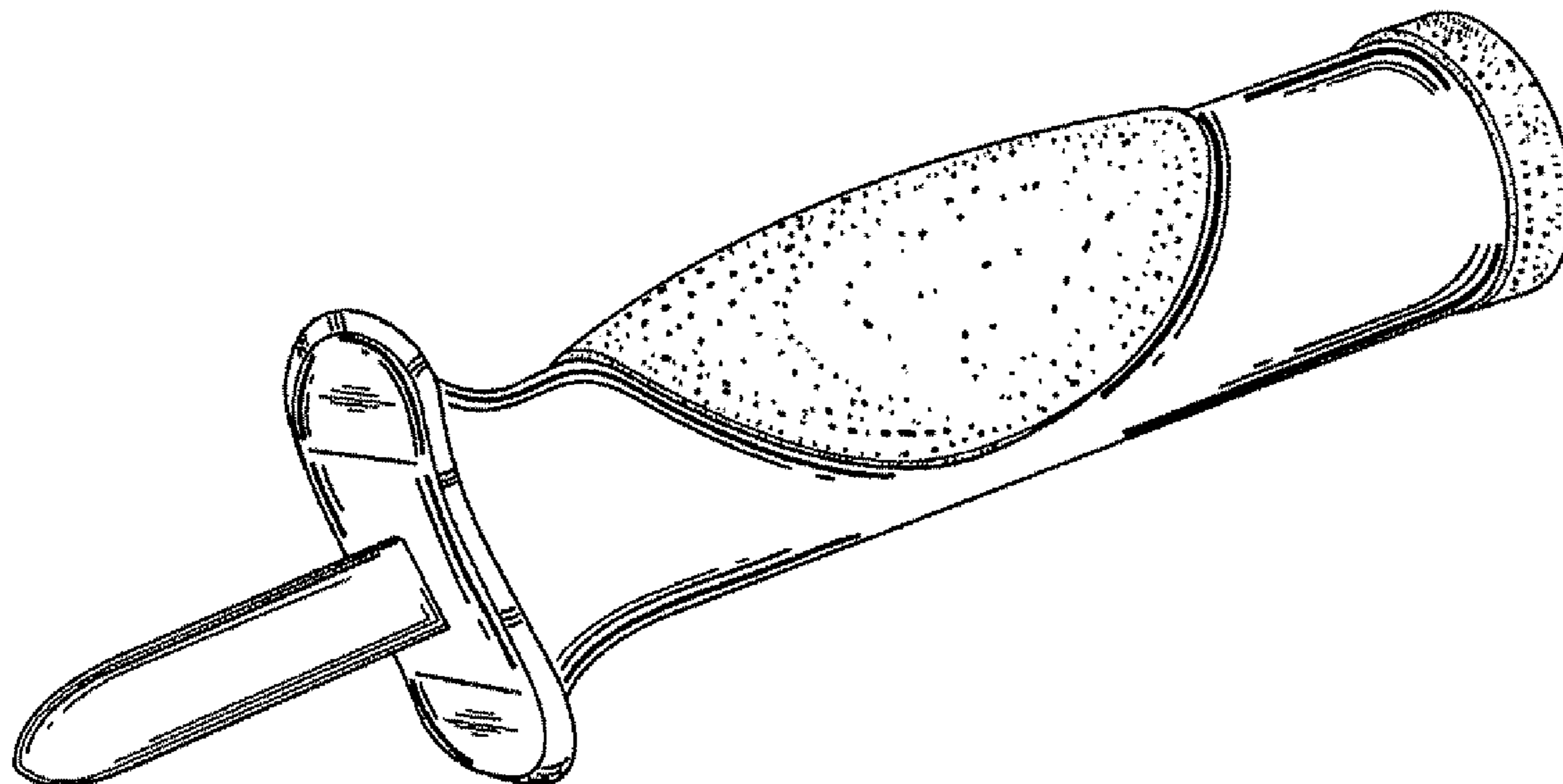


FIG. 1

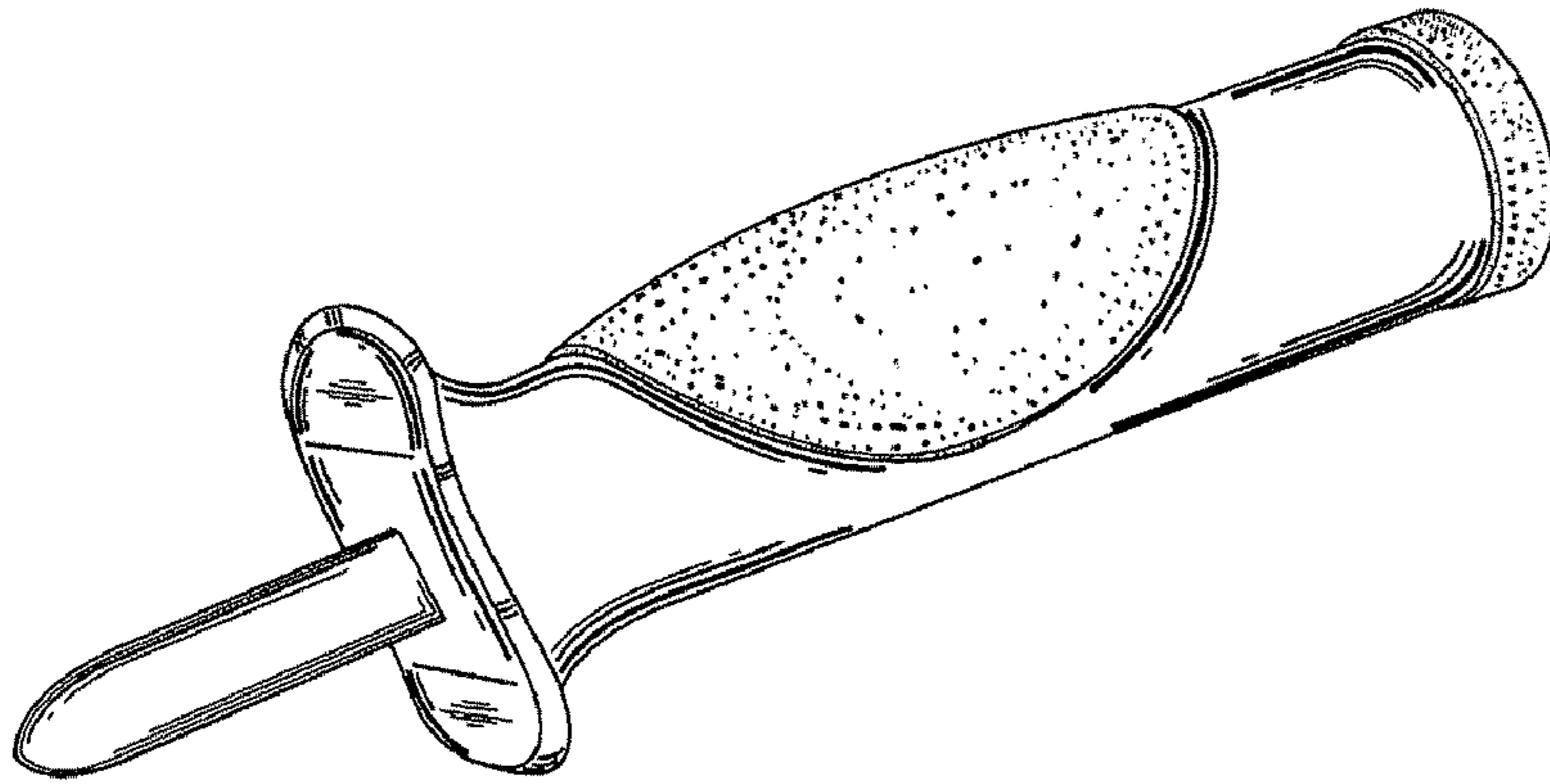


FIG. 2

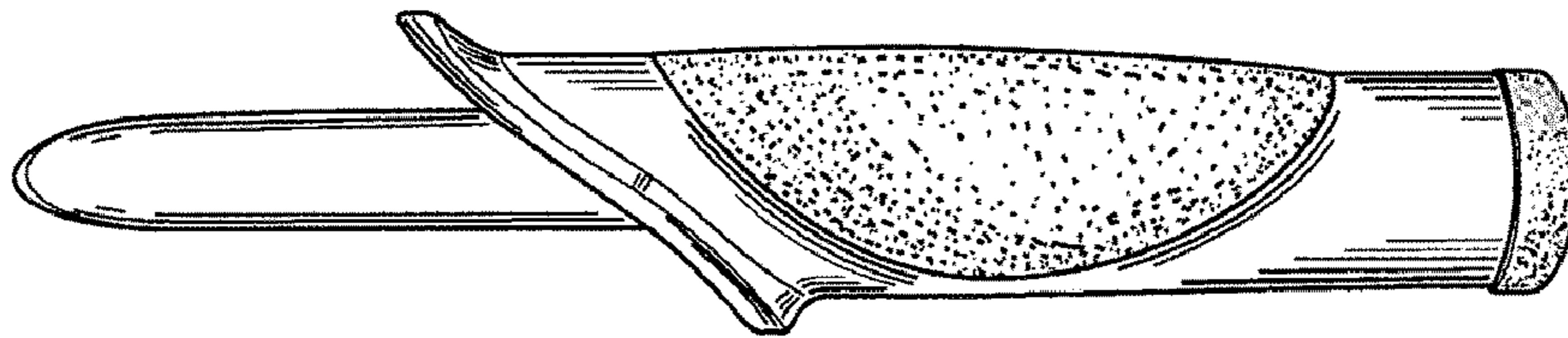


FIG. 3

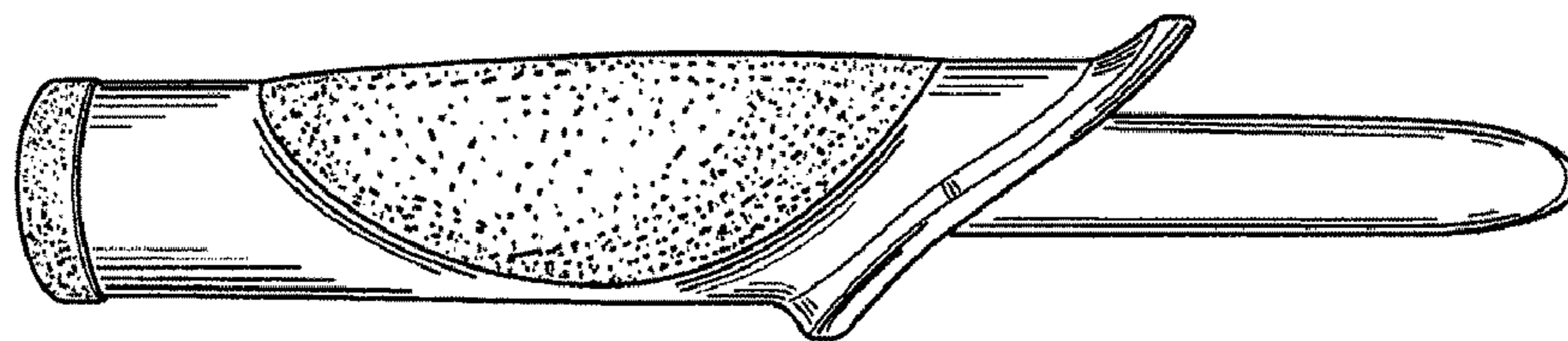


FIG. 4

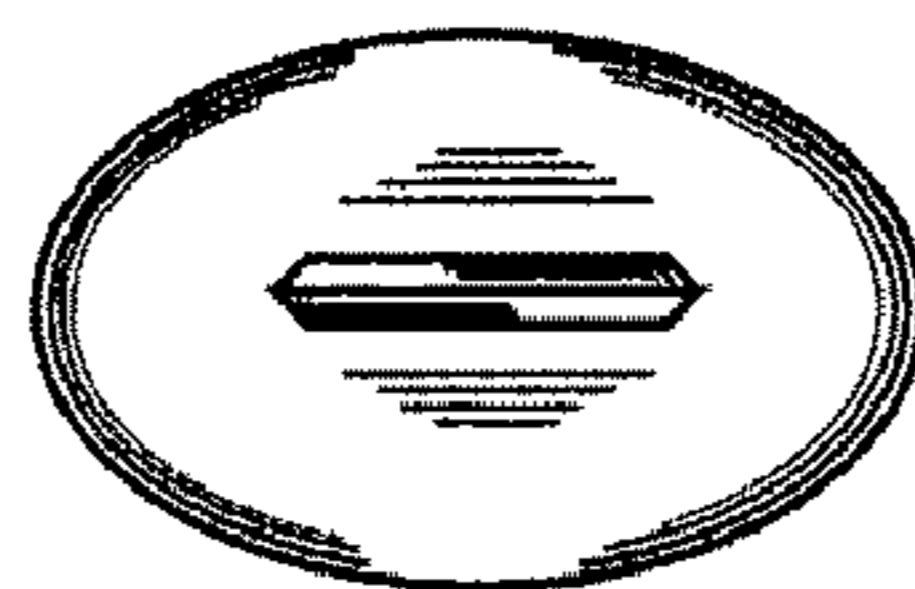


FIG. 5

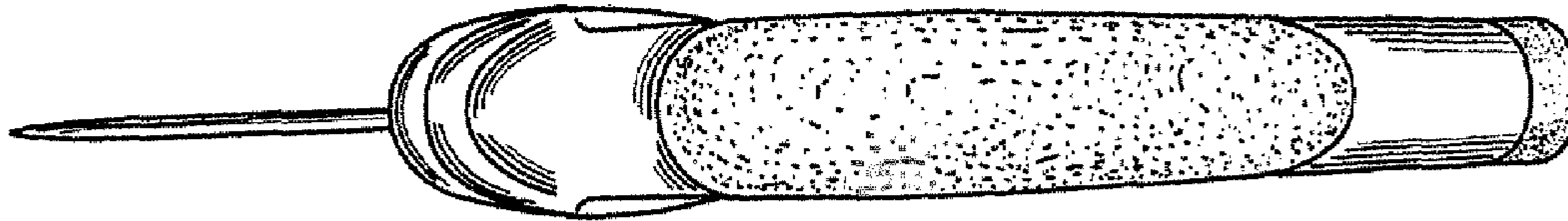


FIG. 6



FIG. 7

