



US00D552941S

(12) **United States Design Patent**
McRorie

(10) **Patent No.:** **US D552,941 S**

(45) **Date of Patent:** **** Oct. 16, 2007**

(54) **UTENSIL**

(75) **Inventor:** **Robert G. McRorie**, Huntersville, NC (US)

(73) **Assignee:** **Rubbermaid Incorporated**, Huntersville, NC (US)

(**) **Term:** **14 Years**

(21) **Appl. No.:** **29/266,508**

(22) **Filed:** **Sep. 22, 2006**

(51) **LOC (8) Cl.** **07-02**

(52) **U.S. Cl.** **D7/691**

(58) **Field of Classification Search** D7/680-696,
D7/393, 395, 401.2, 653-664; 30/324-328;
294/1.1, 55; 16/110.1, 430, 431; 210/470-478
See application file for complete search history.

(56) **References Cited**

U.S. PATENT DOCUMENTS

2,795,119	A *	6/1957	Bair	30/325
D268,244	S *	3/1983	Morin	D7/691
D423,306	S *	4/2000	Kari	D7/691
D440,130	S *	4/2001	Armstrong et al.	D7/691
D467,137	S *	12/2002	Gross	D7/691
D474,658	S *	5/2003	Gross	D7/683

OTHER PUBLICATIONS

On-line food service catalog for Vollrath; "Kitchen Essentials"; from www.vollrath.com; 2 pages; Dec. 18, 2006.

On-line food service catalog for Vollrath; "Spoons"; from www.vollrath.com; 1 page; Dec. 18, 2006.

On-line food service catalog for Vollrath; "Ladles"; from www.vollrath.com; 2 pages; Dec. 18, 2006.

On-line food service catalog for Vollrath; "Spoodle®"; from www.vollrath.com; 1 page; Dec. 18, 2006.

* cited by examiner

Primary Examiner—Terry A. Wallace

(74) *Attorney, Agent, or Firm*—Lempia Forman LLC

(57) **CLAIM**

The ornamental design for a "utensil," as shown and described herein.

DESCRIPTION

FIG. 1 is a perspective view showing a front and left side view of an ornamental design for a utensil;

FIG. 2 is a front view of the utensil shown in FIG. 1;

FIG. 3 is a right side view of the utensil shown in FIG. 1, the left side view being a mirror image thereof;

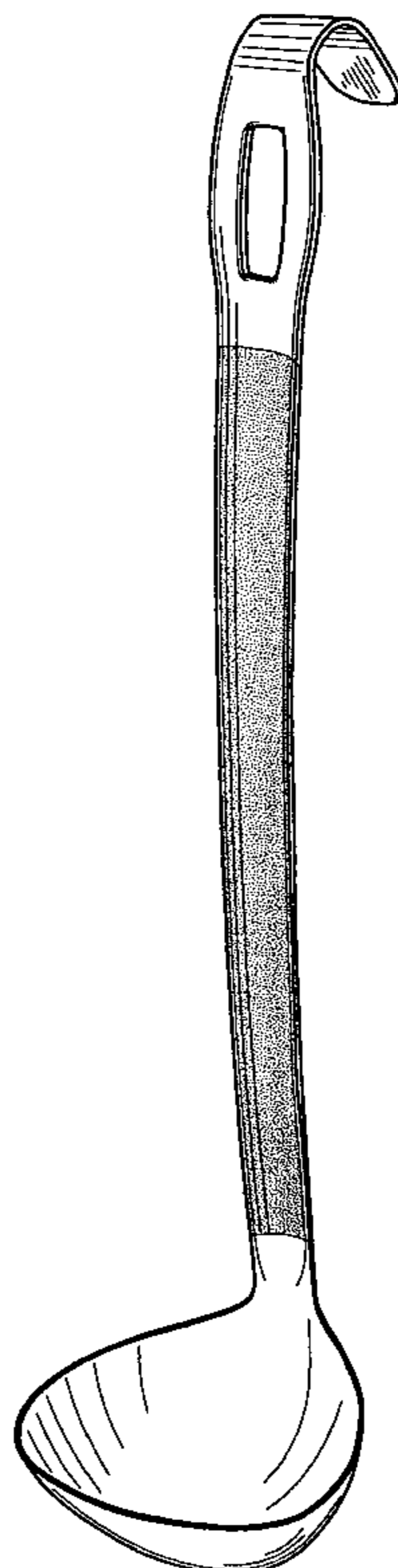
FIG. 4 is a rear view of the utensil shown in FIG. 1;

FIG. 5 is a top end view of the utensil shown in FIG. 1;

FIG. 6 is a bottom end view of the utensil shown in FIG. 1; and,

FIGS. 7-9 are perspective views showing a front and left side view of alternate embodiments of FIG. 1, the difference being the size of the utensil.

1 Claim, 4 Drawing Sheets



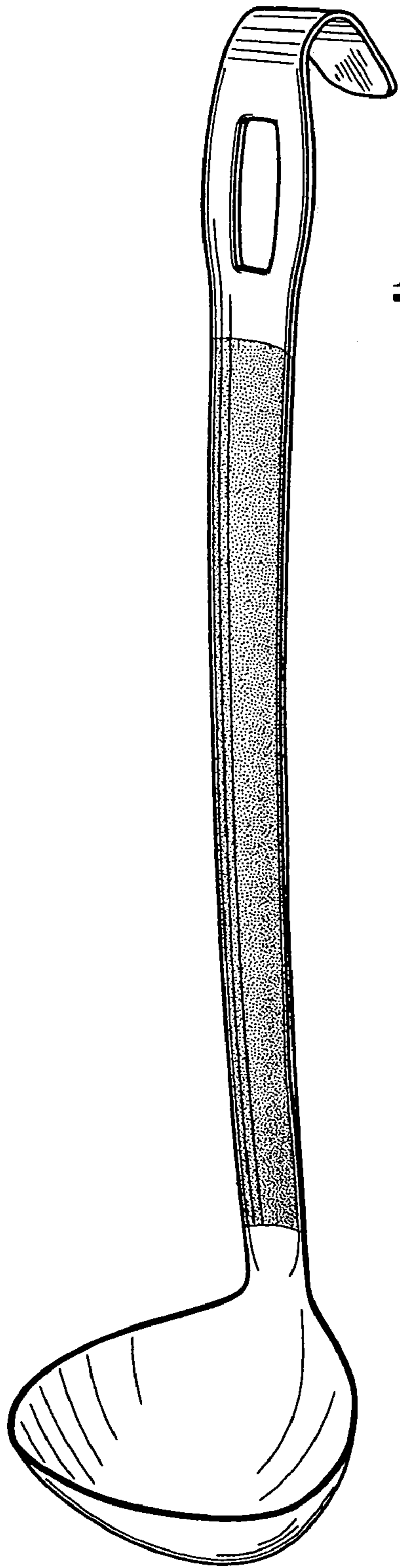


FIG. 1

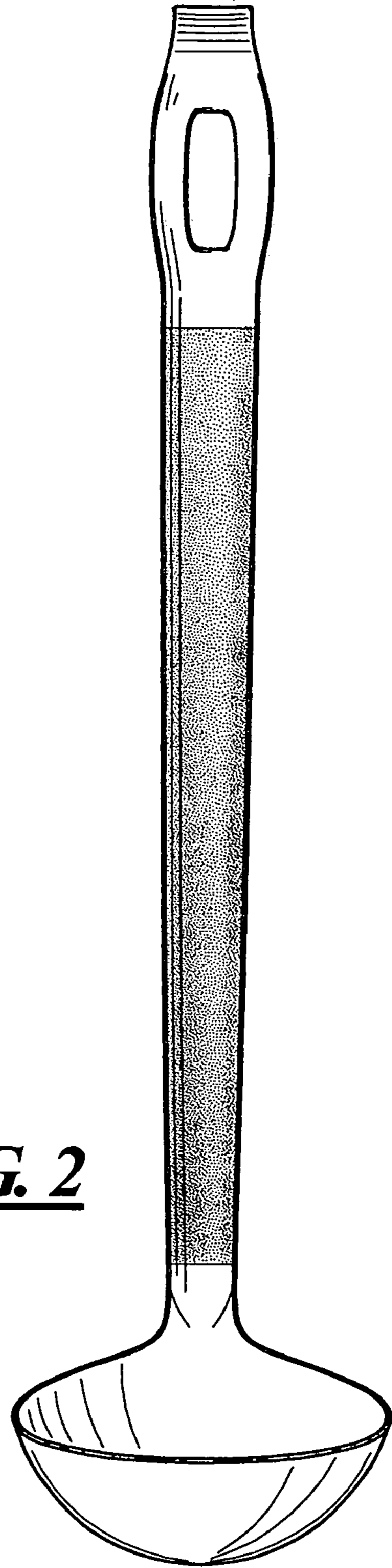


FIG. 2

FIG. 3

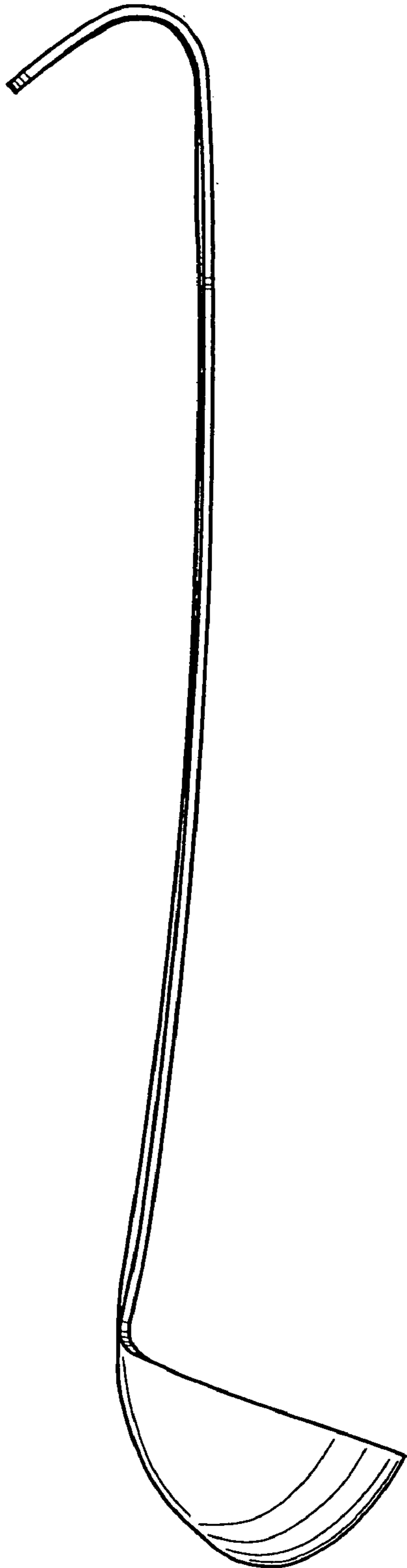


FIG. 4

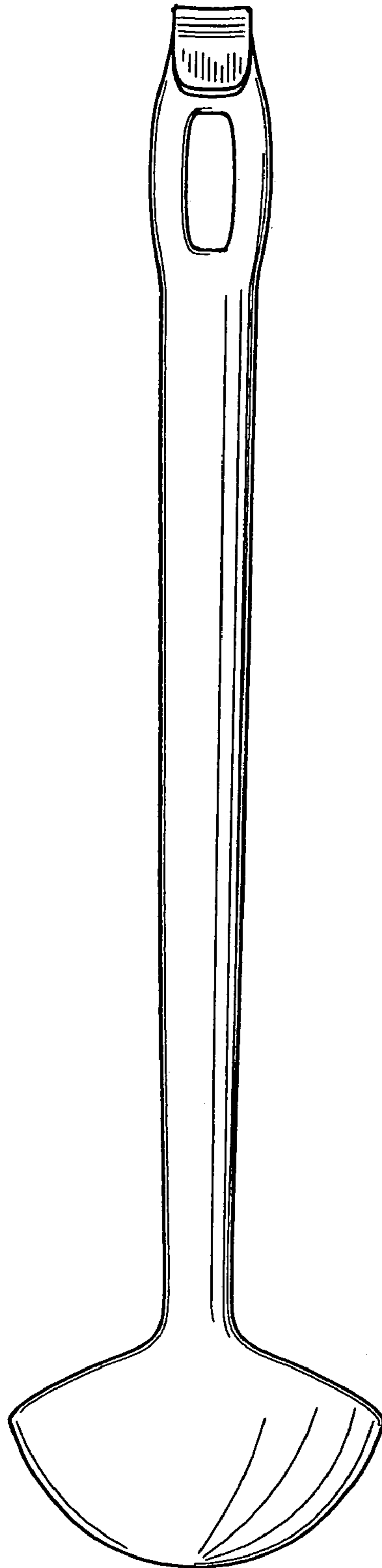


FIG. 5

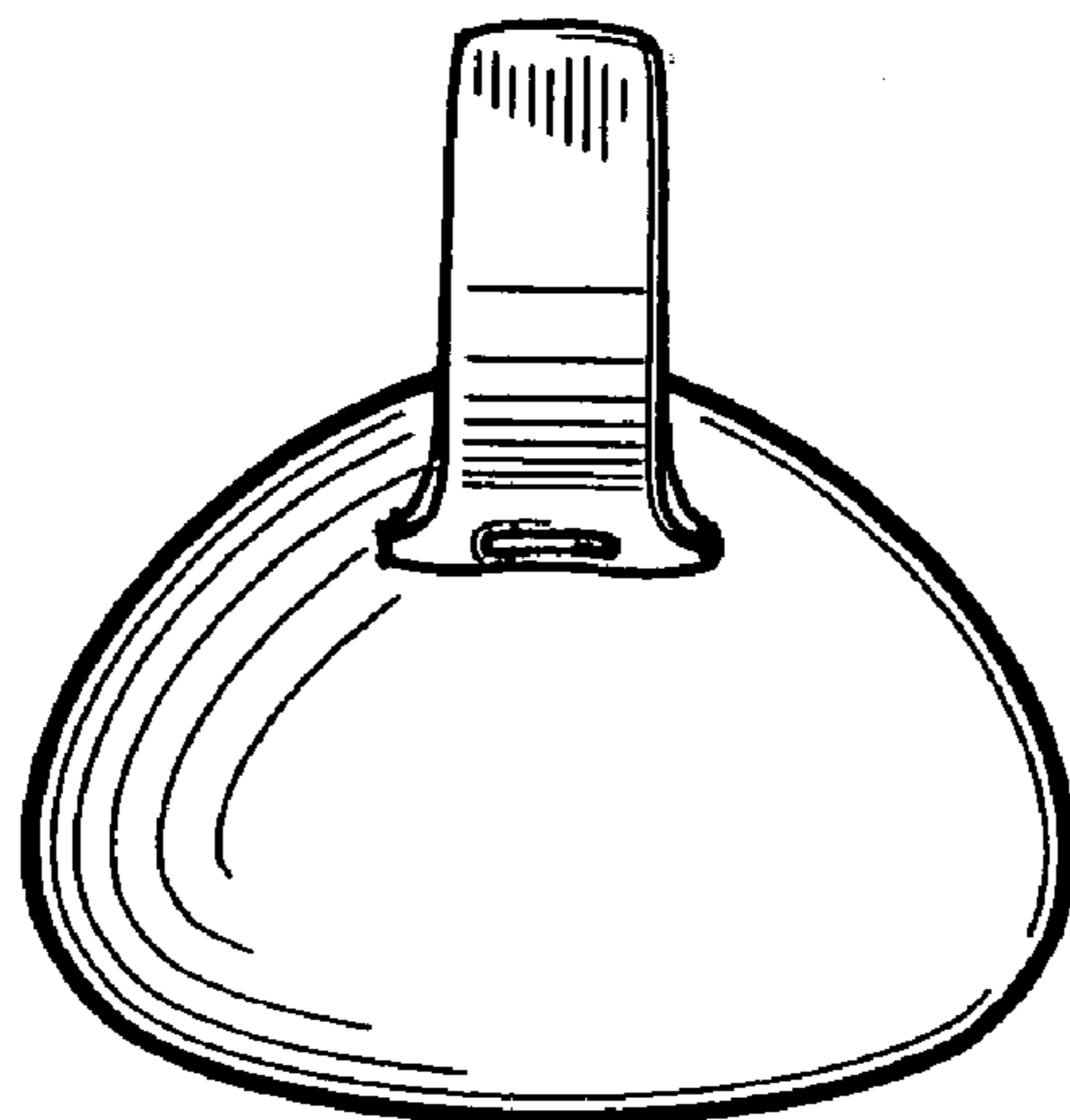


FIG. 6

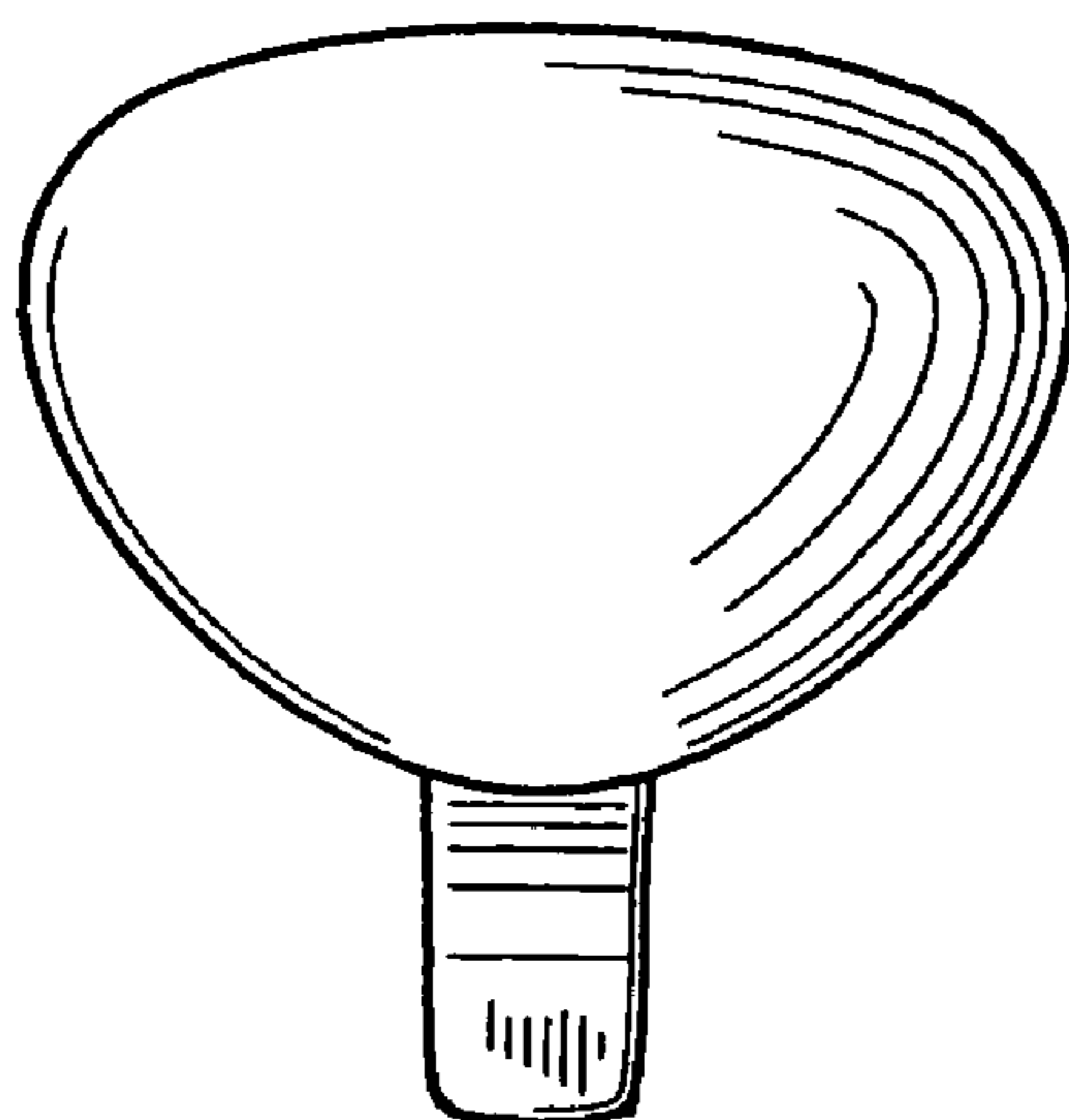


FIG. 7

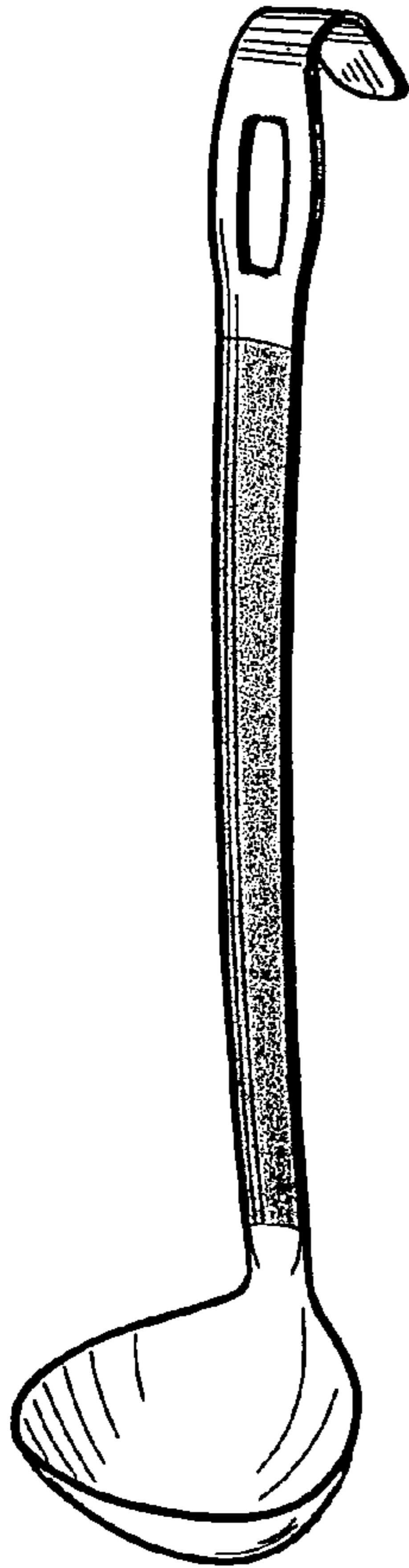


FIG. 8

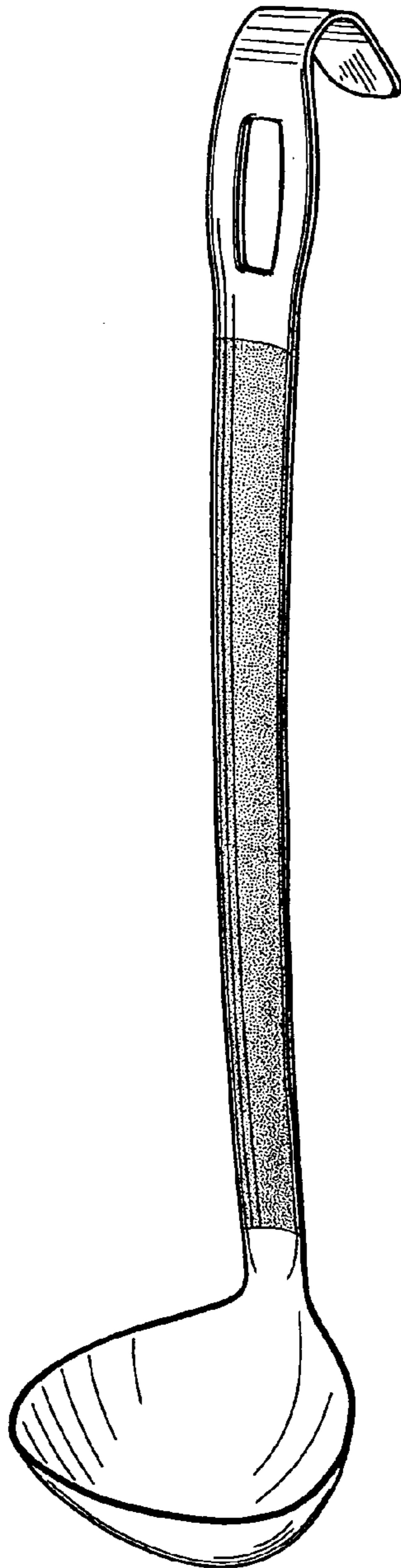


FIG. 9

