



US00D552939S

(12) **United States Design Patent** (10) **Patent No.:** **US D552,939 S**
McRorie, III (45) **Date of Patent:** **** Oct. 16, 2007**

- (54) **UTENSIL**
- (75) Inventor: **Robert G. McRorie, III**, Huntersville, NC (US)
- (73) Assignee: **Rubbermaid Incorporated**, Huntersville, NC (US)
- (**) Term: **14 Years**
- (21) Appl. No.: **29/266,498**
- (22) Filed: **Sep. 22, 2006**
- (51) **LOC (8) Cl.** **07-02**
- (52) **U.S. Cl.** **D7/691**
- (58) **Field of Classification Search** D7/680–696, D7/393, 395, 401.2, 653–664; 30/324–328; 294/1.1, 55; 16/110.1, 430, 431; 210/470–478
See application file for complete search history.

(56) **References Cited**

U.S. PATENT DOCUMENTS

2,012,637	A *	8/1935	Ribley	30/327
D256,212	S *	8/1980	Richmond	D7/693
D326,033	S *	5/1992	Friederichs	D7/653
D467,137	S *	12/2002	Gross	D7/691
D474,658	S *	5/2003	Gross	D7/683
D501,374	S *	2/2005	Crowley	D7/681

OTHER PUBLICATIONS

On-line food service catalog for Vollrath; “Kitchen Essentials”; from www.vollrath.com; 2 pages; Dec. 18, 2006.
 On-line food service catalog for Vollrath; “Spoons”; from www.vollrath.com; 1 page; Dec. 18, 2006.
 On-line food service catalog for Vollrath; “Ladies”; from www.vollrath.com; 2 pages; Dec. 18, 2006.

On-line food service catalog for Vollrath; “Spoodle®”; from www.vollrath.com; 1 page; Dec. 18, 2006.

* cited by examiner

Primary Examiner—Terry A. Wallace
(74) *Attorney, Agent, or Firm*—Lempia Forman LLC

(57) **CLAIM**

The ornamental design for a “utensil,” as shown and described herein.

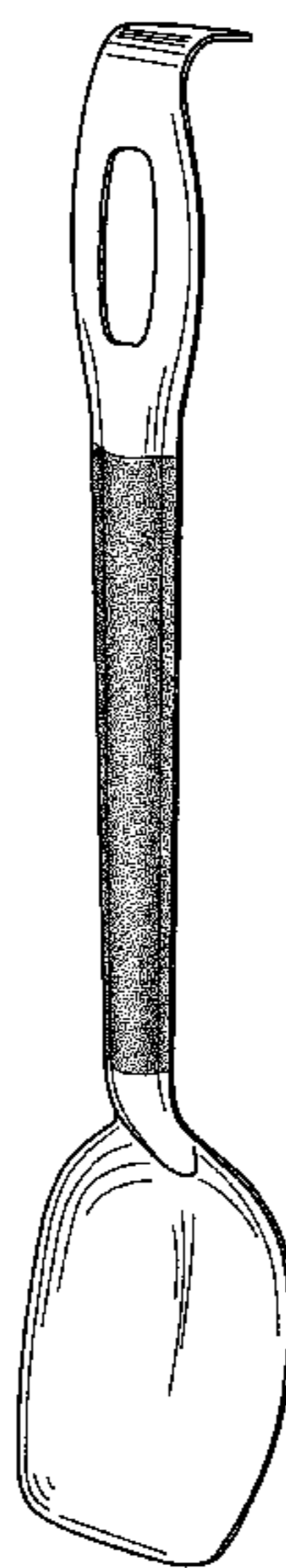
DESCRIPTION

FIG. 1 is a perspective view showing a front and left side view of an ornamental design for a utensil;
 FIG. 2 is a front view of the utensil shown in FIG. 1;
 FIG. 3 is a right side view of the utensil shown in FIG. 1, the left side view being a mirror image thereof;
 FIG. 4 is a rear view of the utensil shown in FIG. 1;
 FIG. 5 is a top end view of the utensil shown in FIG. 1;
 FIG. 6 is a bottom end view of the utensil shown in FIG. 1;
 FIG. 7 is a perspective view showing a front and left side view of a second embodiment of our new design;
 FIG. 8 is a perspective view showing a front and left side view of a third embodiment of our new design;
 FIG. 9 is a perspective view showing a front and left side view of a fourth embodiment our new design; and,
 FIG. 10 is a perspective view showing a front and left side view of a fifth embodiment of our new design.

The differences in the alternate embodiments are the size of the utensil and the broken line environment. The broken lines are for illustrative purposes only and form no part of the claimed design.

The subject matter shown in dashed lines is not to be considered part of the claimed subject matter.

1 Claim, 5 Drawing Sheets



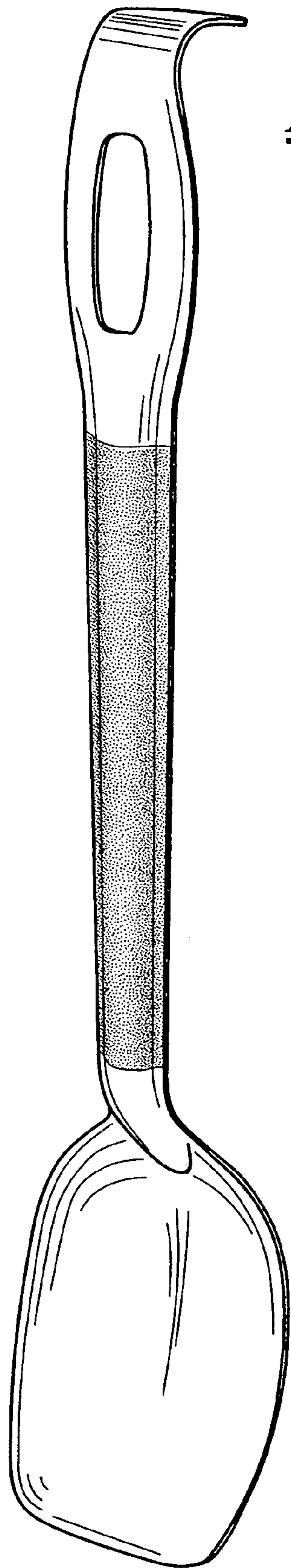


FIG. 1

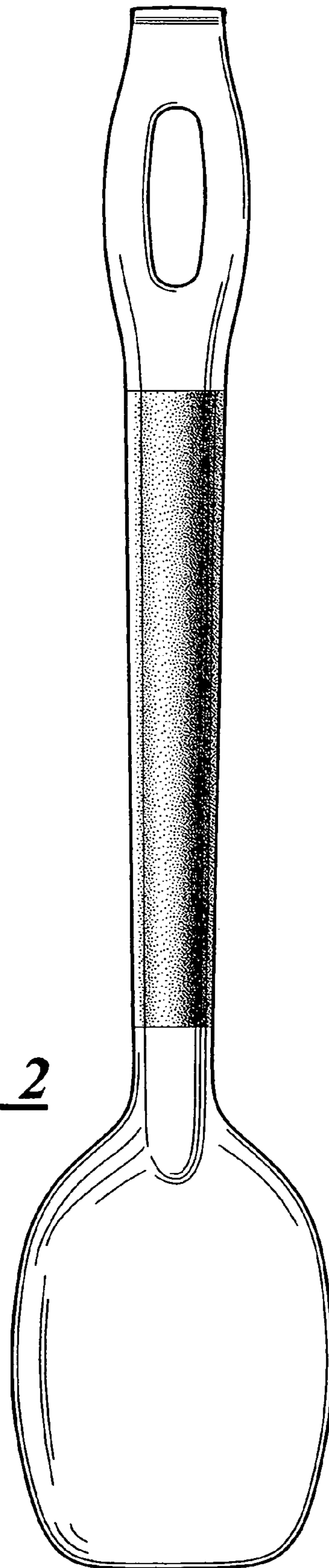


FIG. 2

FIG. 3

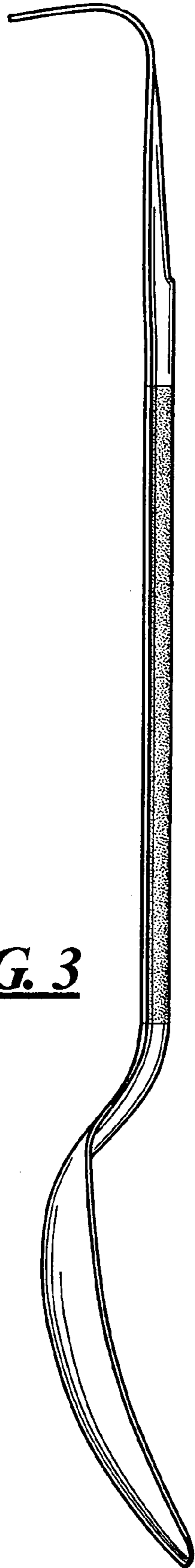


FIG. 4

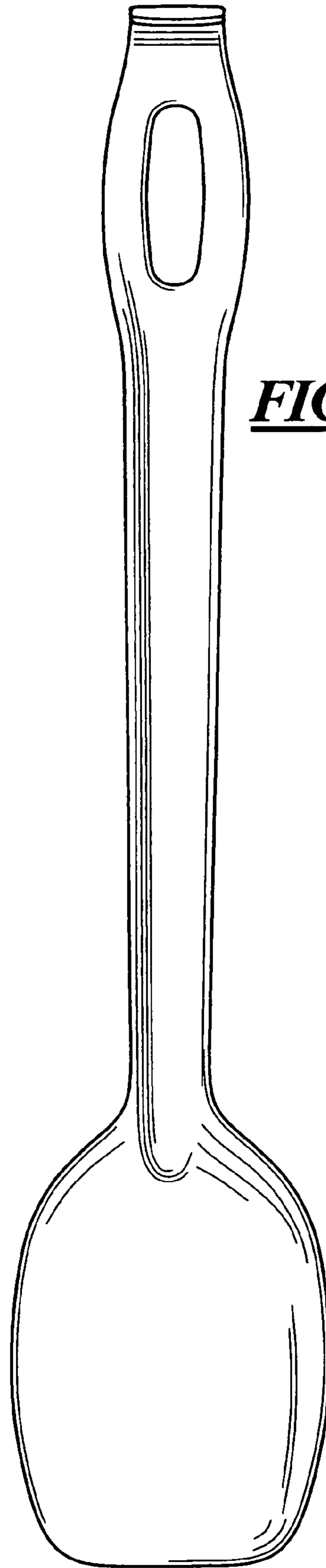


FIG. 5




FIG. 6

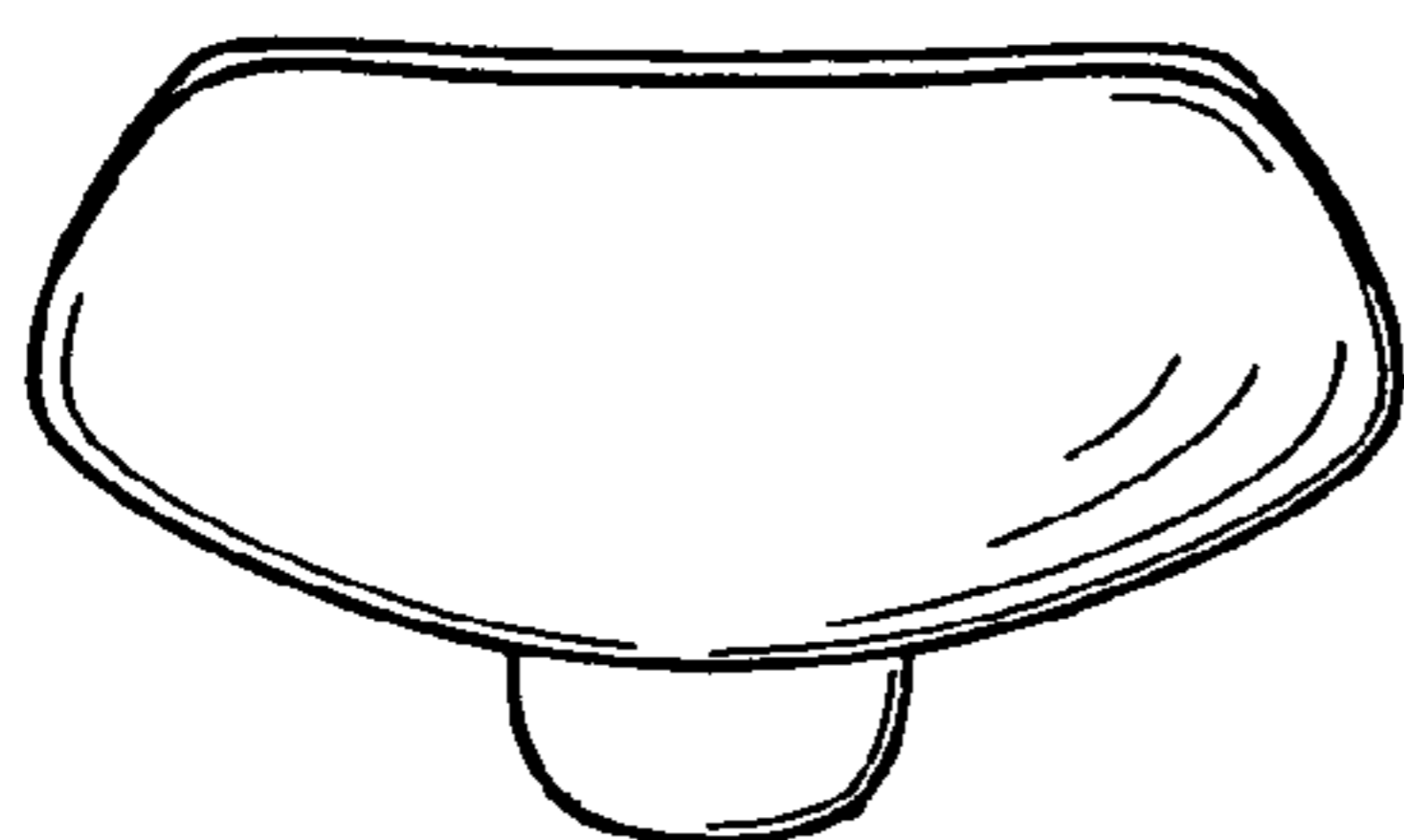
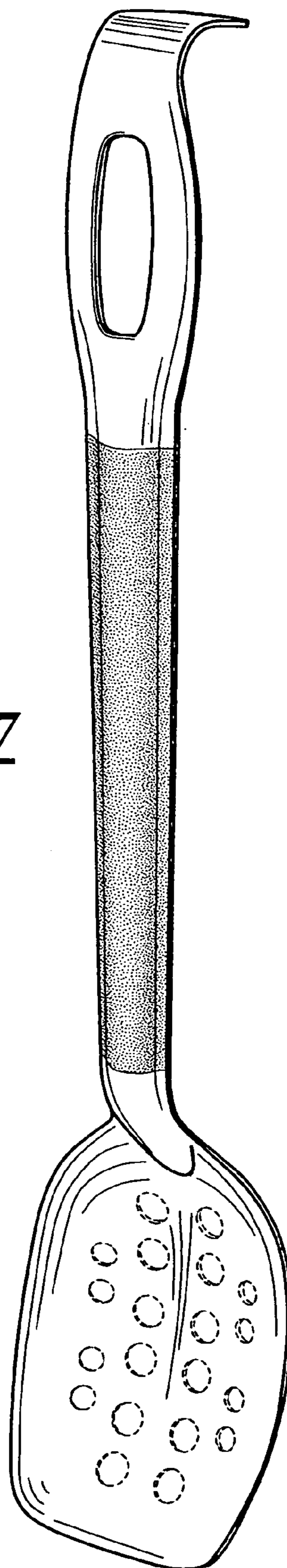


FIG. 7



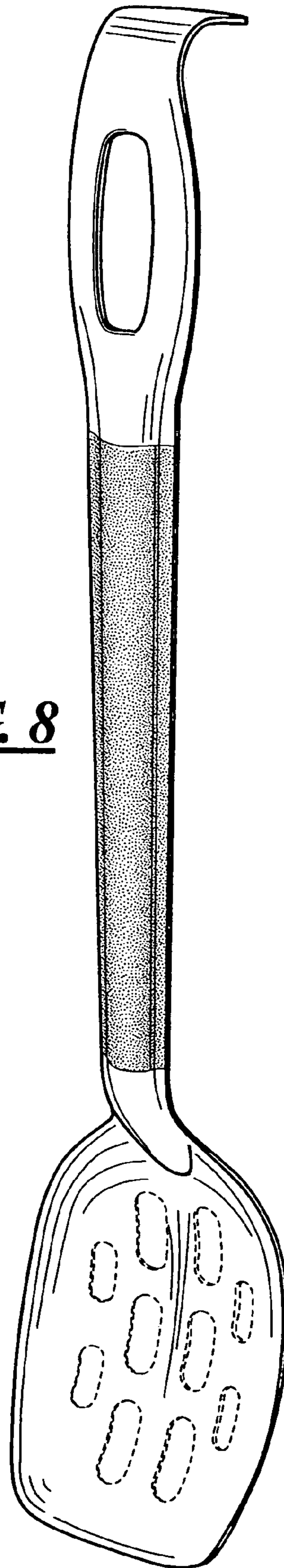


FIG. 8

FIG. 9

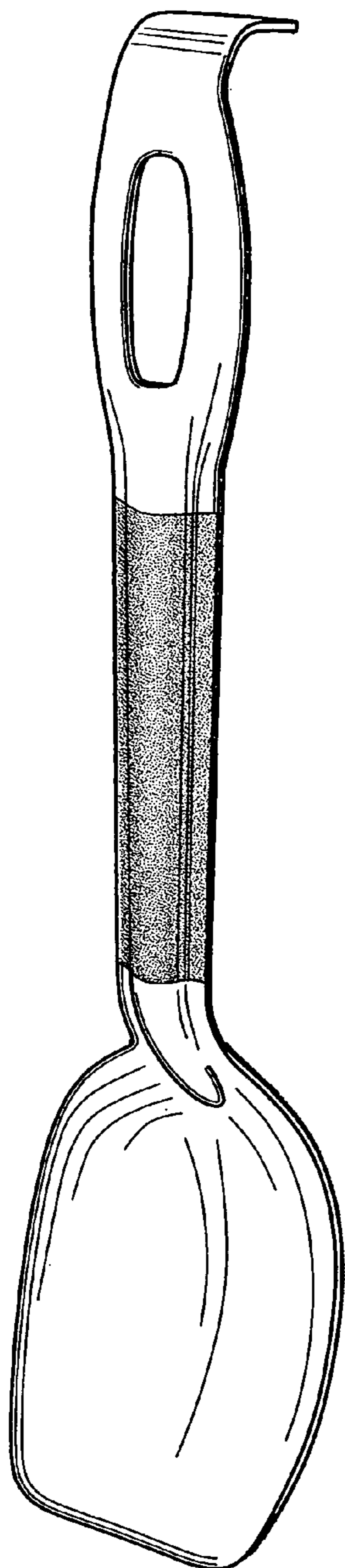


FIG. 10

