



US00D552938S

(12) **United States Design Patent**  
**Ito**

(10) **Patent No.:** **US D552,938 S**

(45) **Date of Patent:** **\*\* Oct. 16, 2007**

(54) **SPOON**

(75) Inventor: **Yukiko Ito**, Oneida, NY (US)

(73) Assignee: **Oneida, Ltd.**, Oneida, NY (US)

(\*\*) Term: **14 Years**

(21) Appl. No.: **29/285,383**

(22) Filed: **Mar. 28, 2007**

(51) **LOC (8) Cl.** ..... **07-03**

(52) **U.S. Cl.** ..... **D7/653**

(58) **Field of Classification Search** ..... D7/368,  
D7/401.2, 642-665, 688-692, 669, 675, 676,  
D7/683; 30/137, 141, 142, 340, 147-150,  
30/322-329, 342-345; 416/70 R  
See application file for complete search history.

(56) **References Cited**

**U.S. PATENT DOCUMENTS**

D100,357 S *	7/1936	Barney	.....	D7/653
D145,144 S *	7/1946	Price	.....	D7/653
D400,062 S *	10/1998	Thompson	.....	D7/653
D431,758 S *	10/2000	Junko	.....	D7/653
D431,759 S *	10/2000	Junko	.....	D7/653

D485,734 S *	1/2004	Junko	.....	D7/653
D490,281 S *	5/2004	Junko	.....	D7/653
D510,504 S *	10/2005	Shane-Schuldt	.....	D7/653

\* cited by examiner

*Primary Examiner*—Janice E. Seeger

*Assistant Examiner*—Ricky Pham

(74) *Attorney, Agent, or Firm*—Marjama Muldoon Blasiak & Sullivan LLP

(57) **CLAIM**

The ornamental design for a spoon, as shown and described.

**DESCRIPTION**

FIG. 1 is a top plan view of a spoon, illustrating my new design;

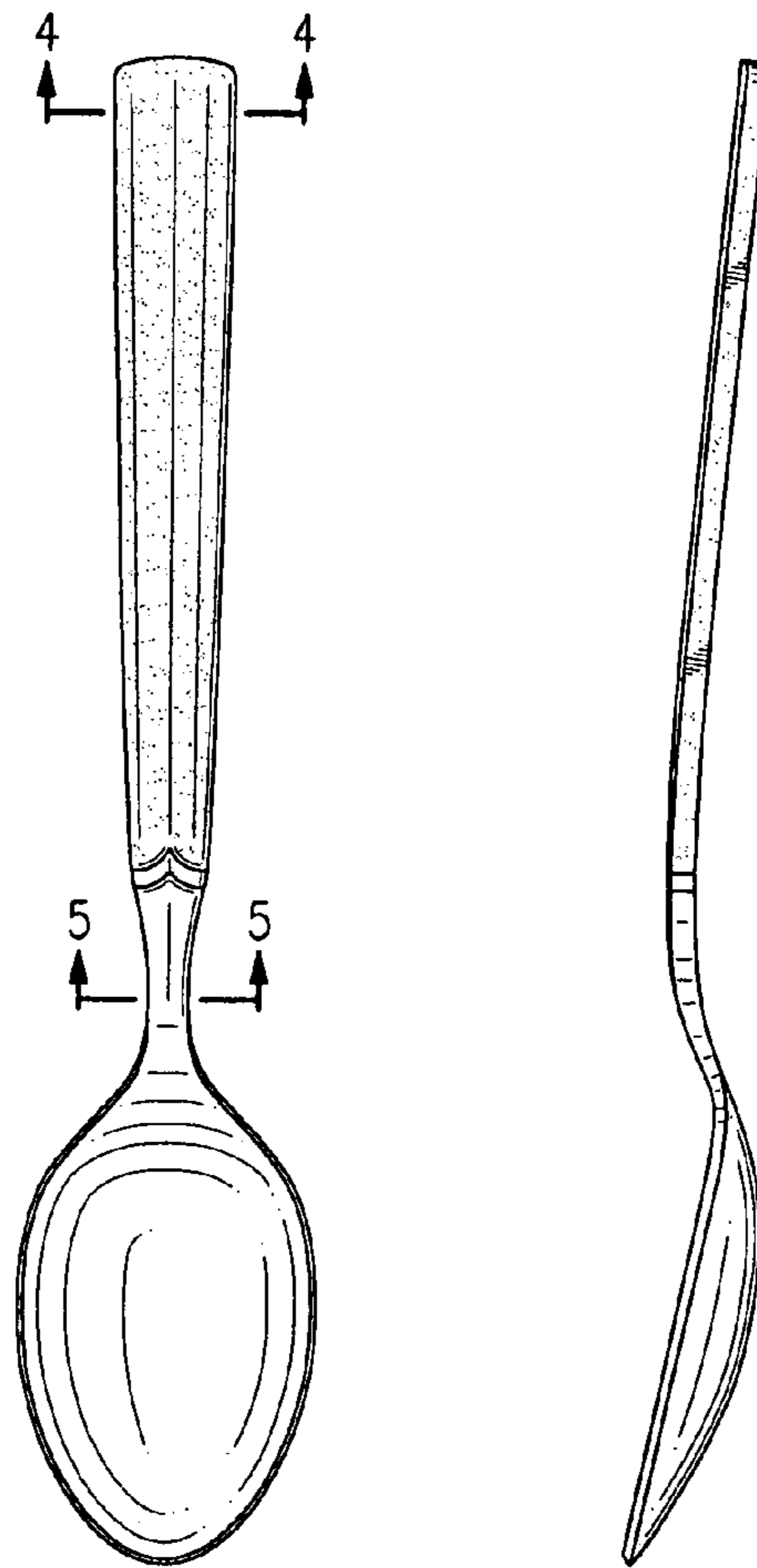
FIG. 2 is a right side view thereof, the left side view being a mirror image;

FIG. 3 is a bottom view thereof;

FIG. 4 is a cross-sectional view taken through line 4—4 of FIG. 1; and,

FIG. 5 is a cross-sectional view taken through line 5—5 of FIG. 1.

**1 Claim, 1 Drawing Sheet**



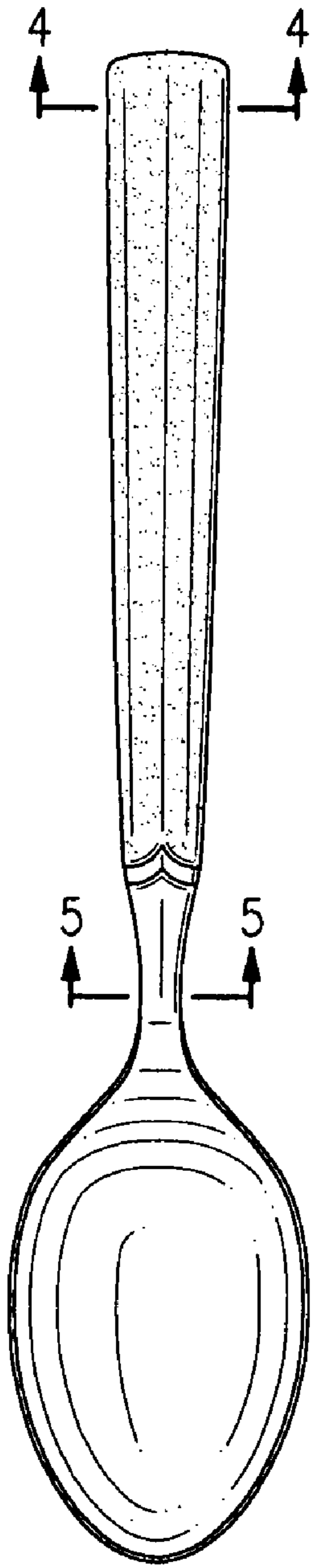


FIG. 1

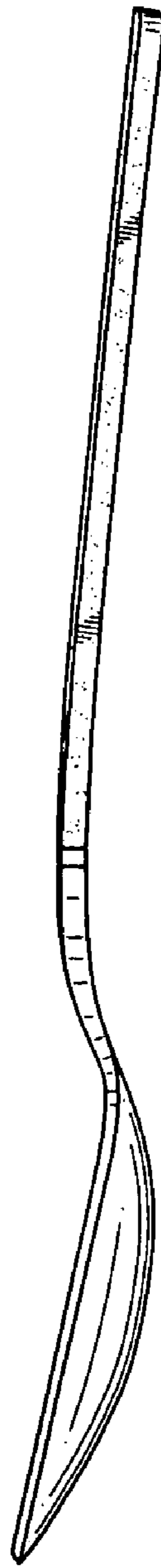


FIG. 2

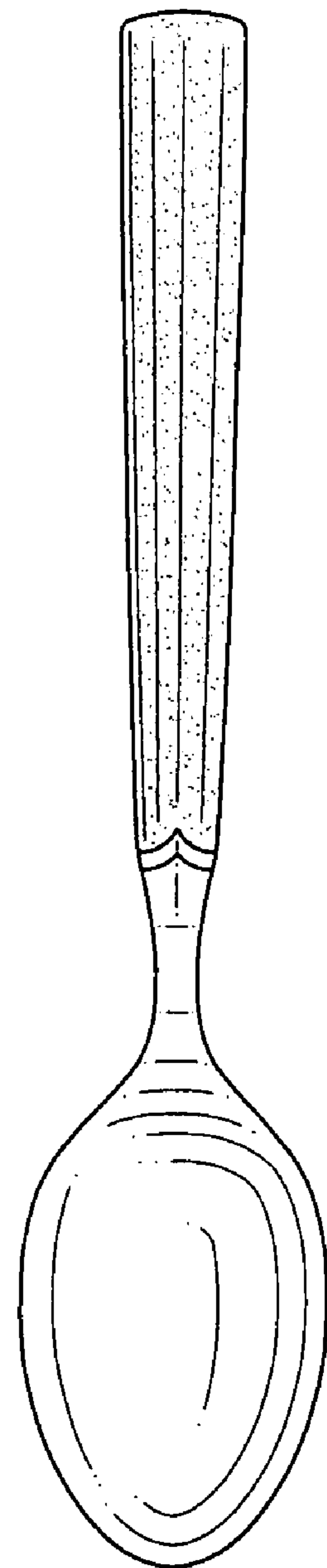


FIG. 3



FIG. 4



FIG. 5