



US00D552936S

(12) **United States Design Patent**
Shane-Schuldt

(10) **Patent No.:** **US D552,936 S**
(45) **Date of Patent:** **** Oct. 16, 2007**

(54) **SPOON**

D431,758 S * 10/2000 Junko D7/653
D489,942 S * 5/2004 Shane-Schuldt D7/653
D498,393 S * 11/2004 Welch D7/645

(75) Inventor: **Diane Shane-Schuldt**, Sherrill, NY
(US)

* cited by examiner

(73) Assignee: **Oneida, Ltd.**, Oneida, NY (US)

Primary Examiner—Cathron C. Brooks

(**) Term: **14 Years**

Assistant Examiner—Ricky Pham

(21) Appl. No.: **29/262,841**

(74) *Attorney, Agent, or Firm*—Marjama Muldoon Blasiak
& Sullivan LLP

(22) Filed: **Jul. 12, 2006**

(57) **CLAIM**

(51) **LOC (8) Cl.** **07-03**

The ornamental design for a spoon, as shown and described.

(52) **U.S. Cl.** **D7/653**

DESCRIPTION

(58) **Field of Classification Search** D7/368,
D7/401.2, 642–664, 688–692, 669, 675, 676,
D7/683; 30/137, 141, 142, 340, 147–150,
30/322–329, 342–345; 416/70 R
See application file for complete search history.

FIG. 1 is a top view of a spoon, illustrating my new Design;
FIG. 2 is a right side view thereof; the left side view being
a mirror image;

FIG. 3 is a bottom view thereof;

(56) **References Cited**

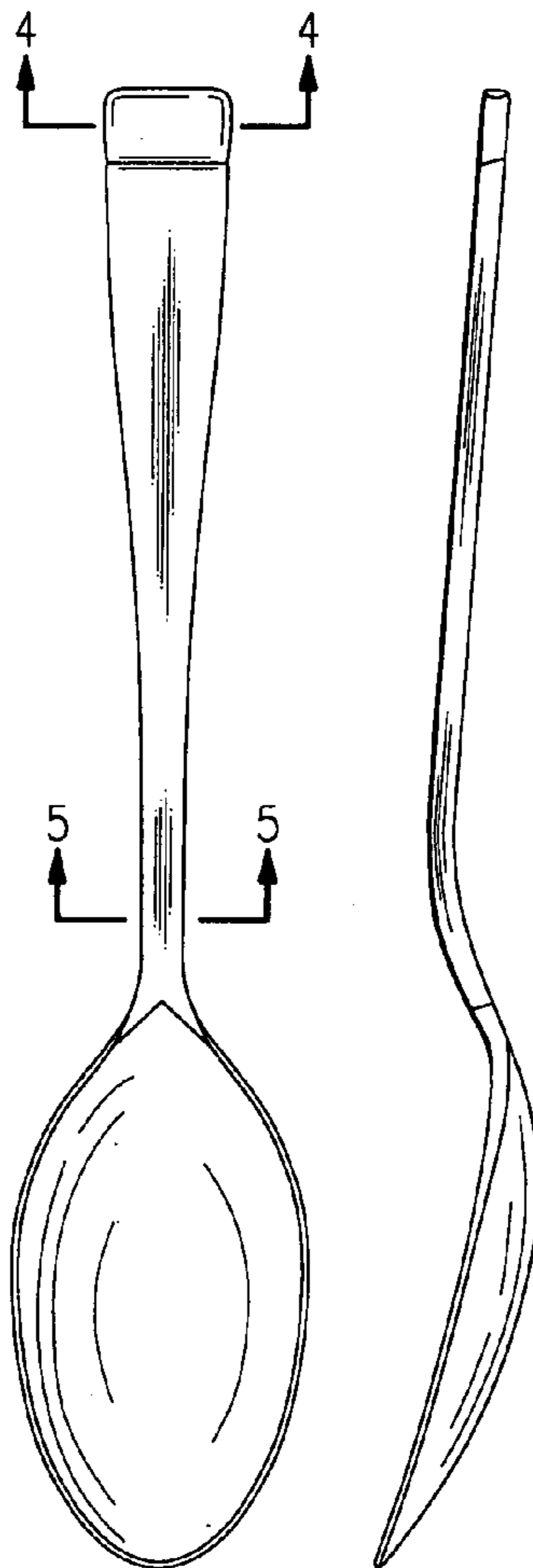
U.S. PATENT DOCUMENTS

D86,929 S * 5/1932 Nock D7/653
D264,171 S * 5/1982 Velasco D7/647
D400,060 S * 10/1998 Thompson D7/653

FIG. 4 is a cross-sectional view taken through line 4—4 of
FIG. 1; and,

FIG. 5 is a cross-sectional view taken through line 5—5 of
FIG. 1.

1 Claim, 1 Drawing Sheet



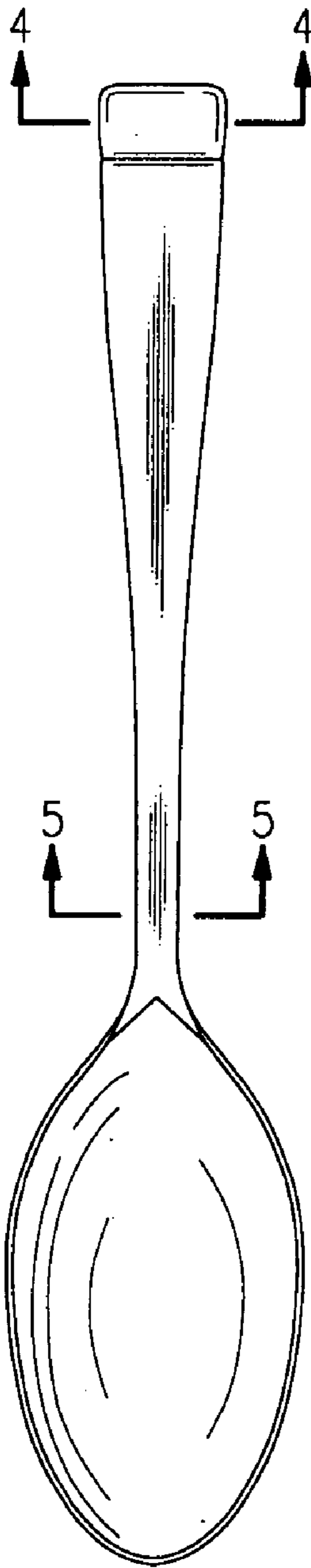


FIG. 1



FIG. 2

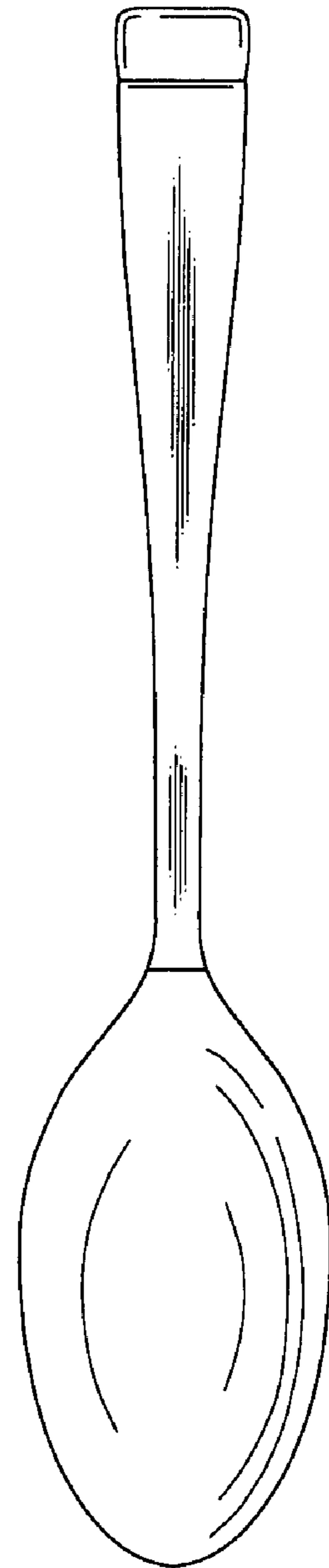


FIG. 3



FIG. 4



FIG. 5