



US00D552931S

(12) **United States Design Patent**  
**Bodum**

(10) **Patent No.:** **US D552,931 S**

(45) **Date of Patent:** **\*\* Oct. 16, 2007**

(54) **MUG**

(75) Inventor: **Jørgen Bodum**, St. Niklausen (CH)

(73) Assignee: **Pi-Design AG**, Triengen (CH)

(\*\*) Term: **14 Years**

(21) Appl. No.: **29/244,053**

(22) Filed: **Dec. 1, 2005**

(30) **Foreign Application Priority Data**

Jun. 9, 2005 (DK) ..... DA 2005 00168

(51) **LOC (8) Cl.** ..... **07-01**

(52) **U.S. Cl.** ..... **D7/536**

(58) **Field of Classification Search** ..... D7/393,  
D7/394, 502, 509, 510, 511, 523, 529, 531,  
D7/532, 533, 536, 608; D9/502, 503, 504,  
D9/518; 215/387, DIG. 7; 220/605, 606,  
220/592.17, 703, 710, 710.5, 719

See application file for complete search history.

(56) **References Cited**

**U.S. PATENT DOCUMENTS**

D4,225 S \* 7/1870 Atterbury et al. .... D9/500  
2,070,414 A \* 2/1937 Snell ..... 220/741  
D209,308 S \* 11/1967 Shilling ..... D7/523  
D431,160 S \* 9/2000 Stadler, II ..... D7/515  
D442,829 S \* 5/2001 Trombly ..... D7/536  
D462,579 S \* 9/2002 Janky ..... D7/536  
D462,876 S \* 9/2002 Janky et al. .... D7/536  
D482,239 S \* 11/2003 Bodum ..... D7/536  
D488,028 S \* 4/2004 Janky et al. .... D7/536

D497,080 S \* 10/2004 Greenspon ..... D7/510  
D499,609 S \* 12/2004 Bodum ..... D7/536  
D522,312 S \* 6/2006 Bodum ..... D7/536  
D523,693 S \* 6/2006 Bodum ..... D7/523

**OTHER PUBLICATIONS**

Tip Novelty Company Catalog, 222 North Sixth Street, Tipp City, OH 45371, dated 1990, No. 650-T, p. 1, No. 656-H, 651-H, 652-H, p. 5.\*

\* cited by examiner

*Primary Examiner*—Sandra Snapp

*Assistant Examiner*—Karen Acker

(74) *Attorney, Agent, or Firm*—Cowan, Liebowitz & Latman, PC

(57) **CLAIM**

The ornamental design for a mug, as shown and described.

**DESCRIPTION**

FIG. 1 is a perspective view of the mug showing my design thereof;

FIG. 2 is a front view thereof;

FIG. 3 is a rear view thereof;

FIG. 4 is a left side view thereof;


FIG. 5 is a right side view thereof;


FIG. 6 is a top view thereof;

FIG. 7 is a bottom view thereof; and,


FIG. 8 is a front sectional view taken along line 8—8 in FIG. 7.

**1 Claim, 8 Drawing Sheets**






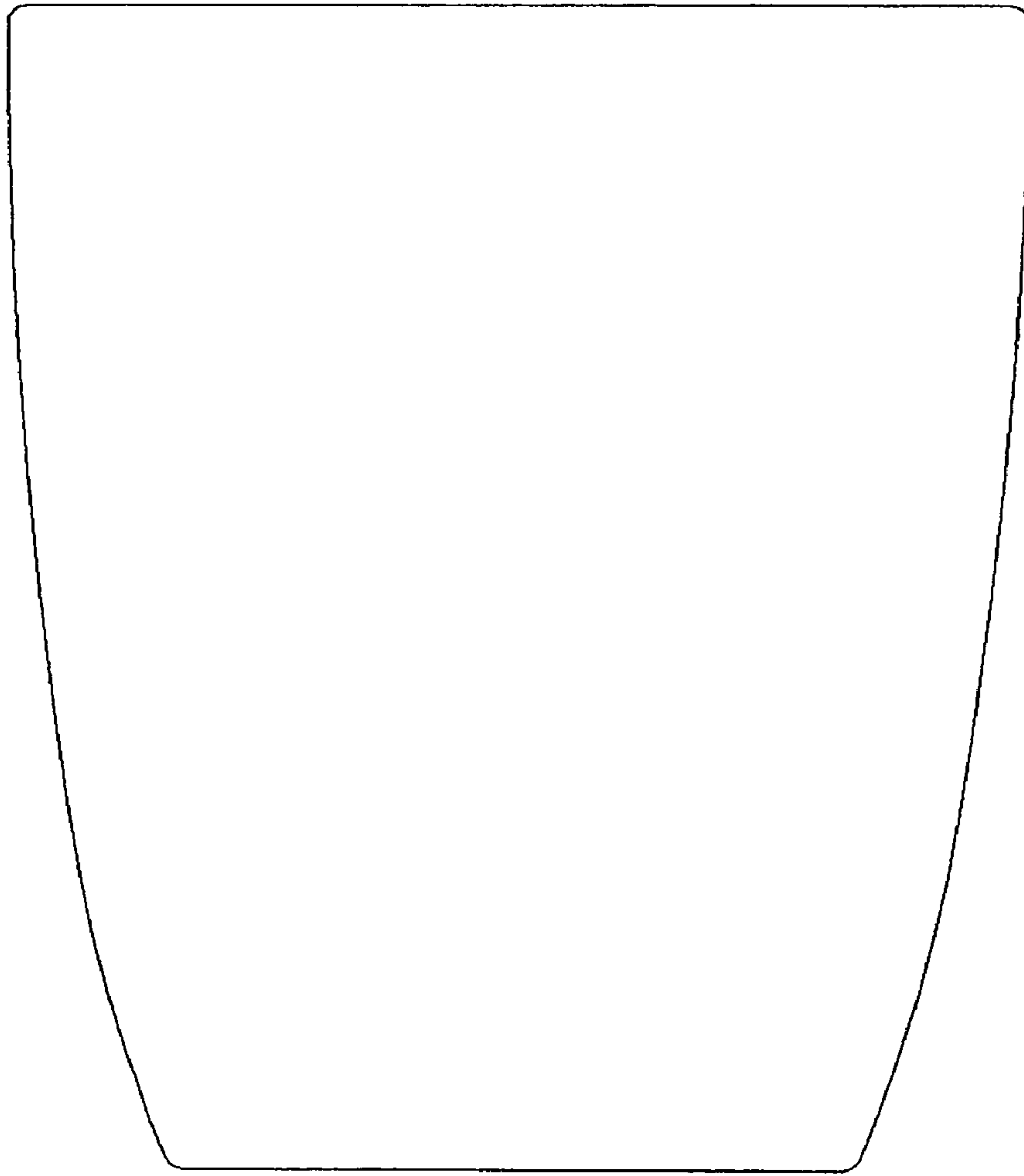
**FIG. 1**



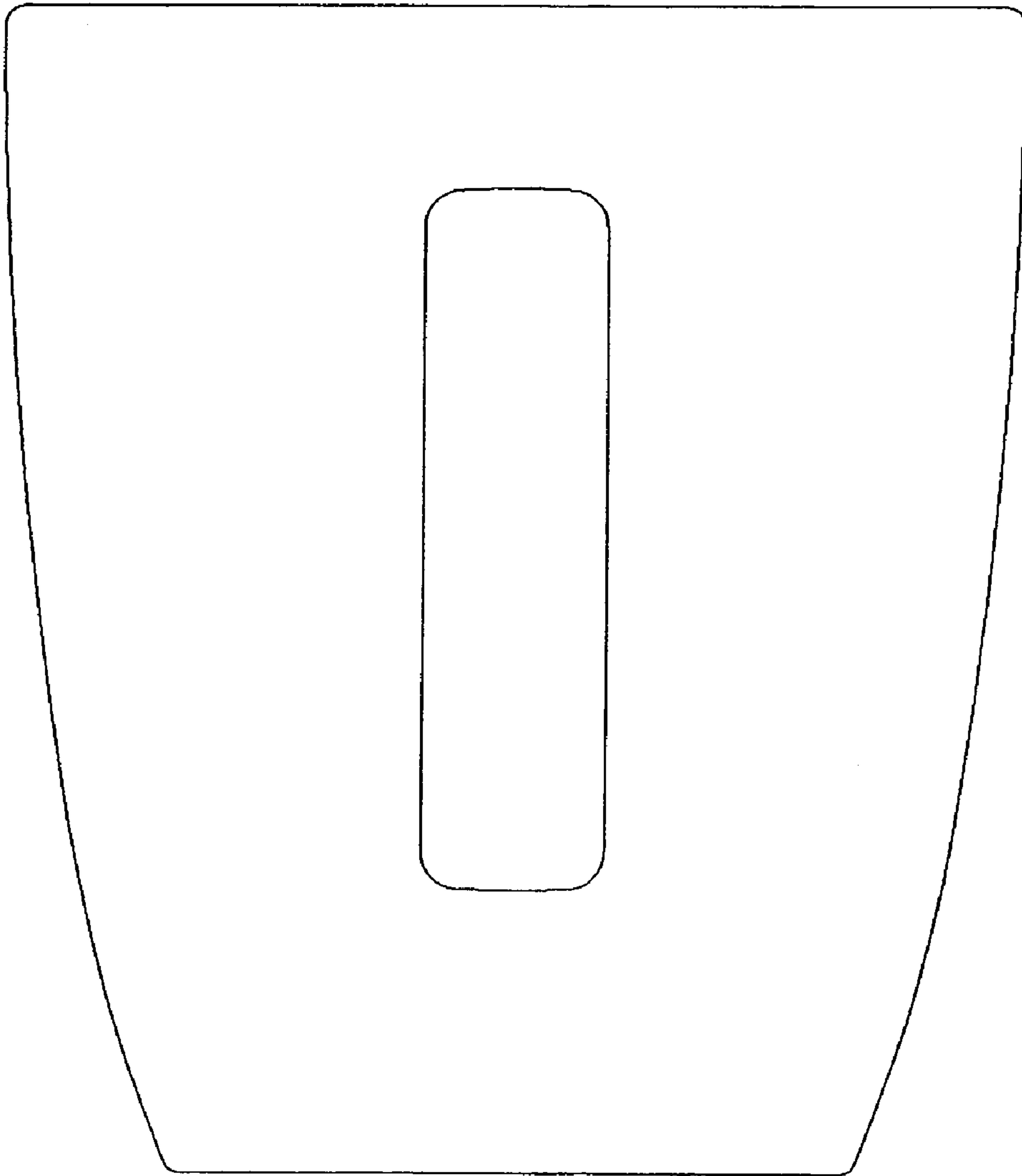
**FIG. 2**



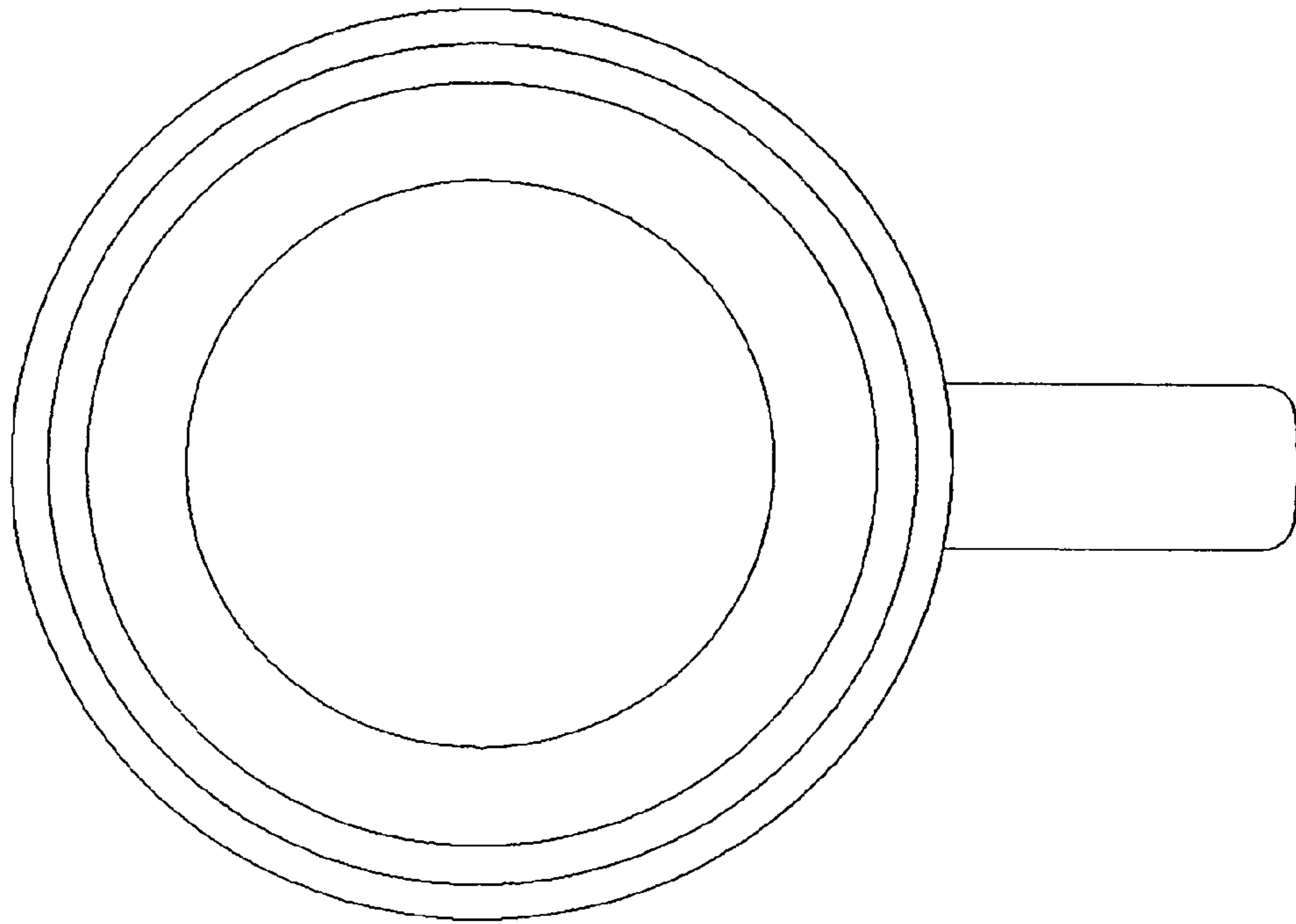
**FIG. 3**



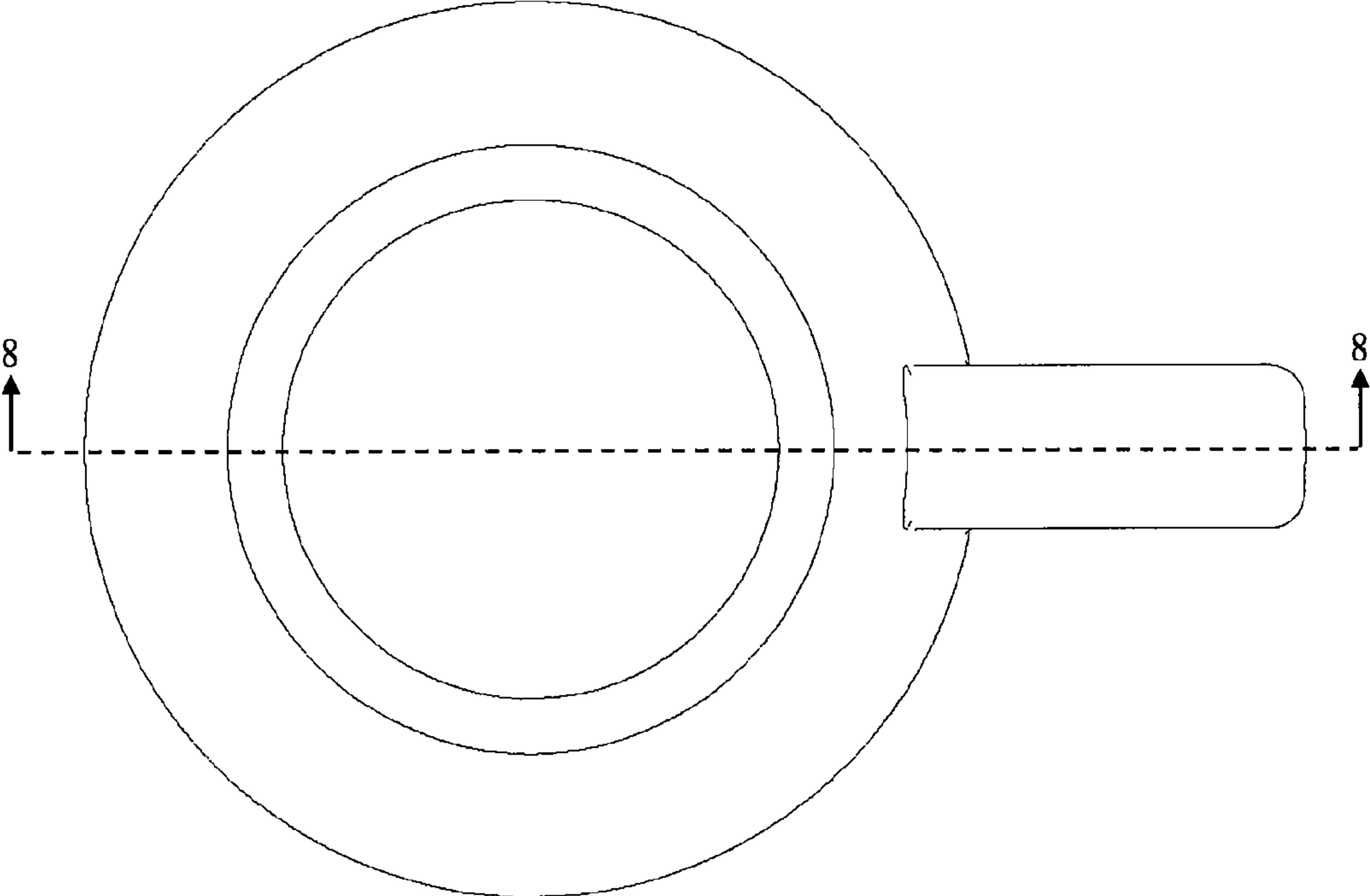
**FIG. 4**



**FIG. 5**



**FIG. 6**



**FIG. 7**






FIG. 8