



US00D552928S

(12) **United States Design Patent**  
**Jonas, Jr.**

(10) **Patent No.:** **US D552,928 S**  
(45) **Date of Patent:** **\*\* Oct. 16, 2007**

(54) **EATING UTENSIL TOOL SET**

(76) **Inventor:** **Edwin A. Jonas, Jr.**, 2751-104 Reche Canyon Rd., Colton, CA (US) 92324

(\*\*) **Term:** **14 Years**

(21) **Appl. No.:** **29/214,306**

(22) **Filed:** **Sep. 30, 2004**

(51) **LOC (8) Cl.** ..... **07-02**

(52) **U.S. Cl.** ..... **D7/401.2**

(58) **Field of Classification Search** ..... D7/368,  
D7/393, 395, 401.2, 575, 642-664, 669, 676,  
D7/683, 688-692; D8/17-29, 81-89, 107;  
30/141-150, 322-329, 340-345; 81/60-63.2,  
81/177.1-177.9, 120-125.1, 119, 176.1, 185.1-186  
See application file for complete search history.

(56) **References Cited**

**U.S. PATENT DOCUMENTS**

D299,206 S *	1/1989	Krapowicz et al. ....	D8/28
D338,816 S *	8/1993	Malonado .....	D8/21
D341,066 S	11/1993	Wallace	
D388,296 S	12/1997	Wei	
D396,786 S	8/1998	Hsieh	
D402,866 S *	12/1998	Janssen .....	D8/22
D403,215 S	12/1998	Hsieh	
D409,061 S *	5/1999	Hsieh .....	D8/28
D414,040 S *	9/1999	Porter .....	D4/107
D431,432 S	10/2000	Hsieh	
D431,433 S *	10/2000	Tiedge .....	D8/28
D442,041 S *	5/2001	Chen .....	D8/28
D451,352 S	12/2001	Wright	
D476,868 S *	7/2003	Wright et al. ....	D8/28
D488,037 S *	4/2004	Tuanmu .....	D8/25
6,748,824 B2 *	6/2004	Chen .....	81/60
6,761,092 B2	7/2004	Hsien	
6,769,330 B2 *	8/2004	Chang .....	81/60
D507,946 S	8/2005	Hsien	

D517,892 S	3/2006	Galyean	
7,066,057 B2 *	6/2006	Hsien .....	81/119
2003/0041699 A1 *	3/2003	Chen .....	81/125
2004/0099101 A1	5/2004	Hsien	

**FOREIGN PATENT DOCUMENTS**

GB 2085848 8/1999

\* cited by examiner

*Primary Examiner*—Cathron C. Brooks

*Assistant Examiner*—Ricky Pham

(74) *Attorney, Agent, or Firm*—Knobbe, Martens, Olson & Bear, LLP.

(57) **CLAIM**

The ornamental design for a eating utensil tool set, as shown and described.

**DESCRIPTION**

FIG. 1 is a perspective view of the fork of the eating utensil tool set;

FIG. 2 is a front view thereof;

FIG. 3 is a rear view thereof;

FIG. 4 is a right side view thereof;

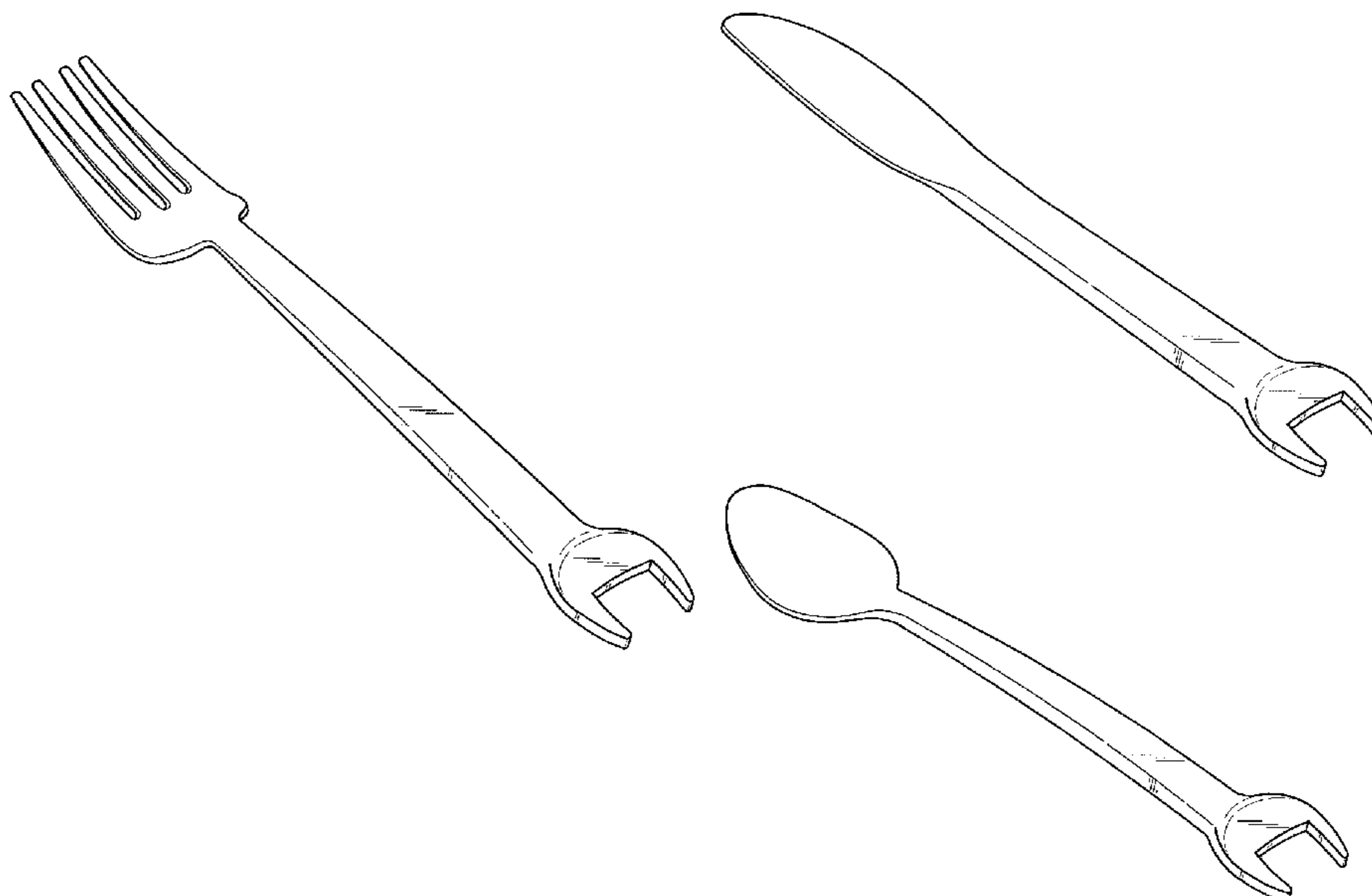
FIG. 5 is a left side view thereof;

FIG. 6 is a bottom plan view thereof;

FIG. 7 is a perspective view of the knife of the eating utensil tool set, wherein the front, right, left and bottom views of the wrench portion of the knife are the same as those of FIGS. 2-6; and,

FIG. 8 is a perspective view of the spoon of the eating utensil tool set, wherein the front, right, left and bottom views of the wrench portion of the spoon are the same as those of FIGS. 2-6.

**1 Claim, 4 Drawing Sheets**



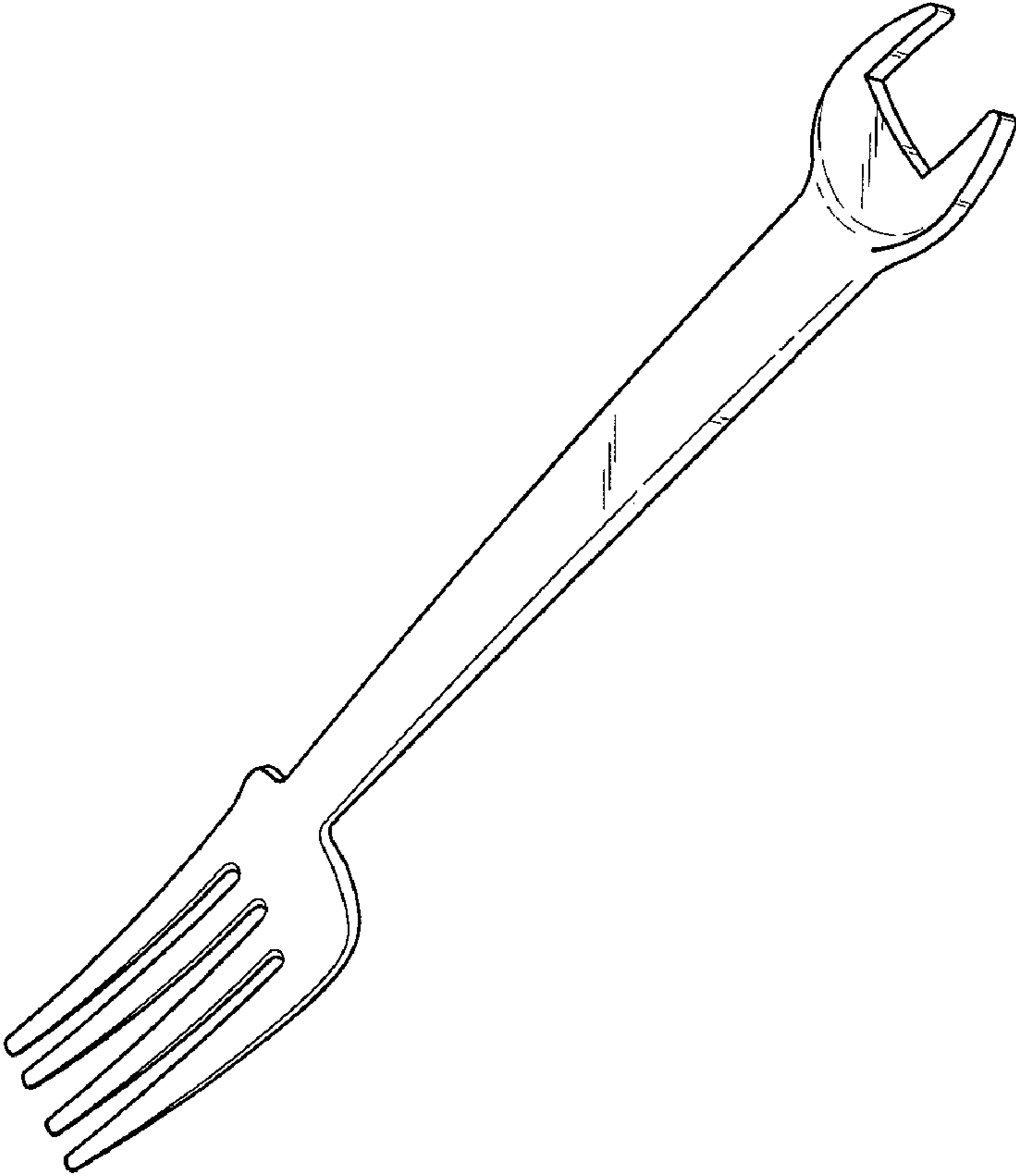


FIG. 1

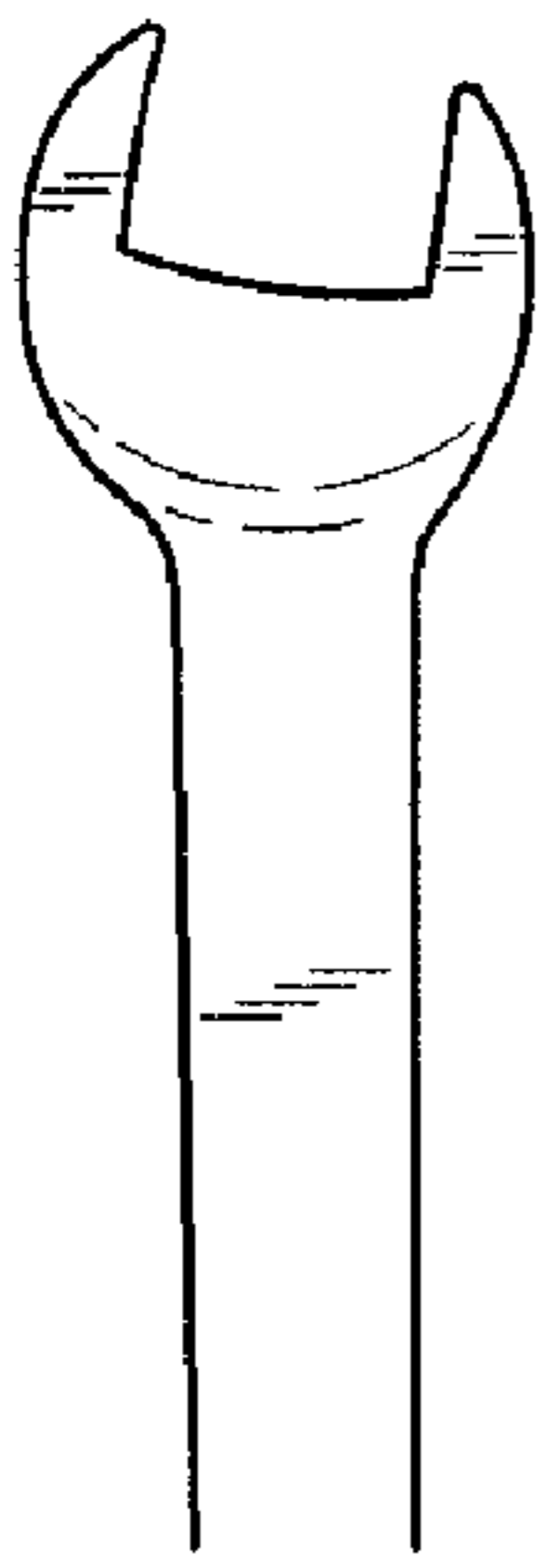


FIG. 2

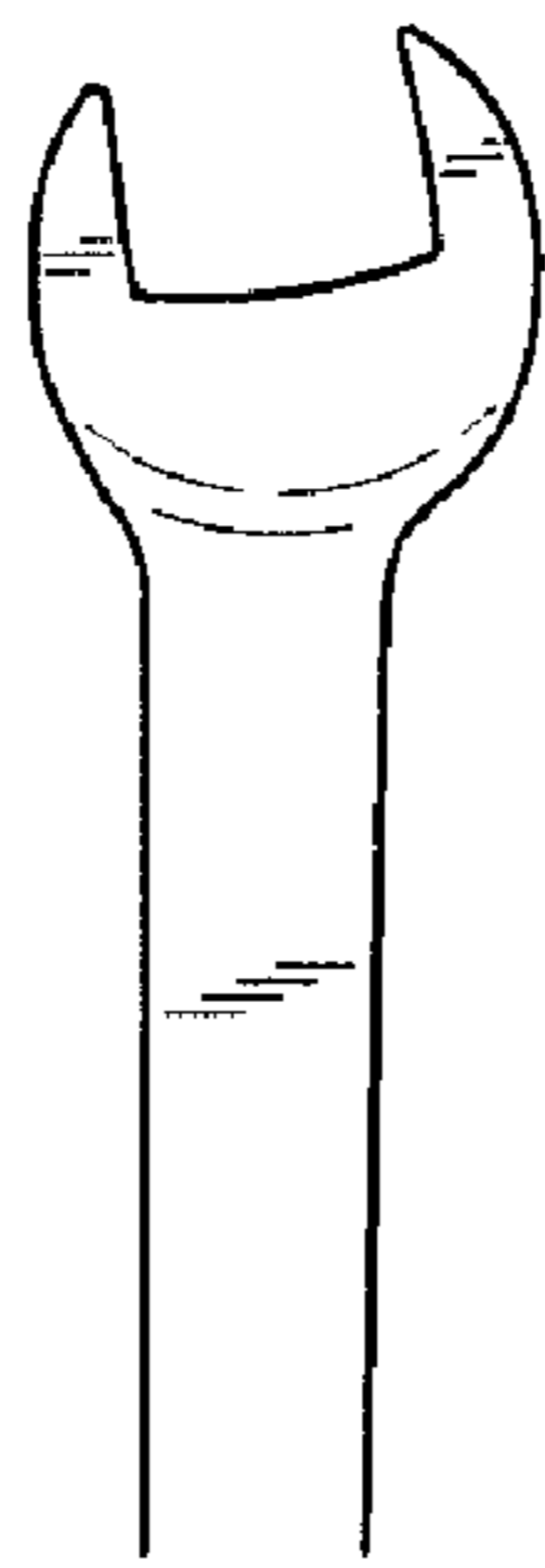


FIG. 3



FIG. 4



FIG. 5




FIG. 6

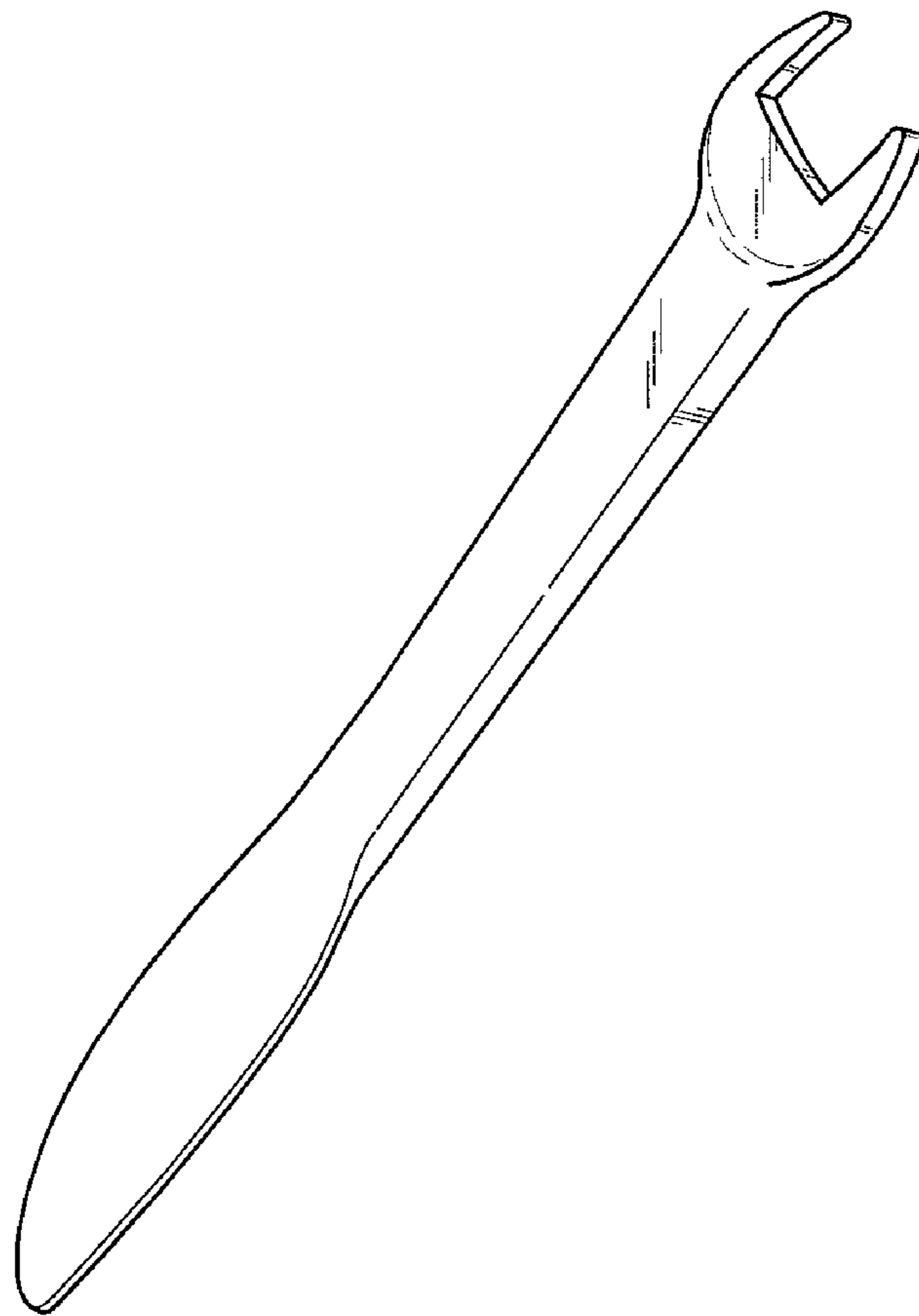
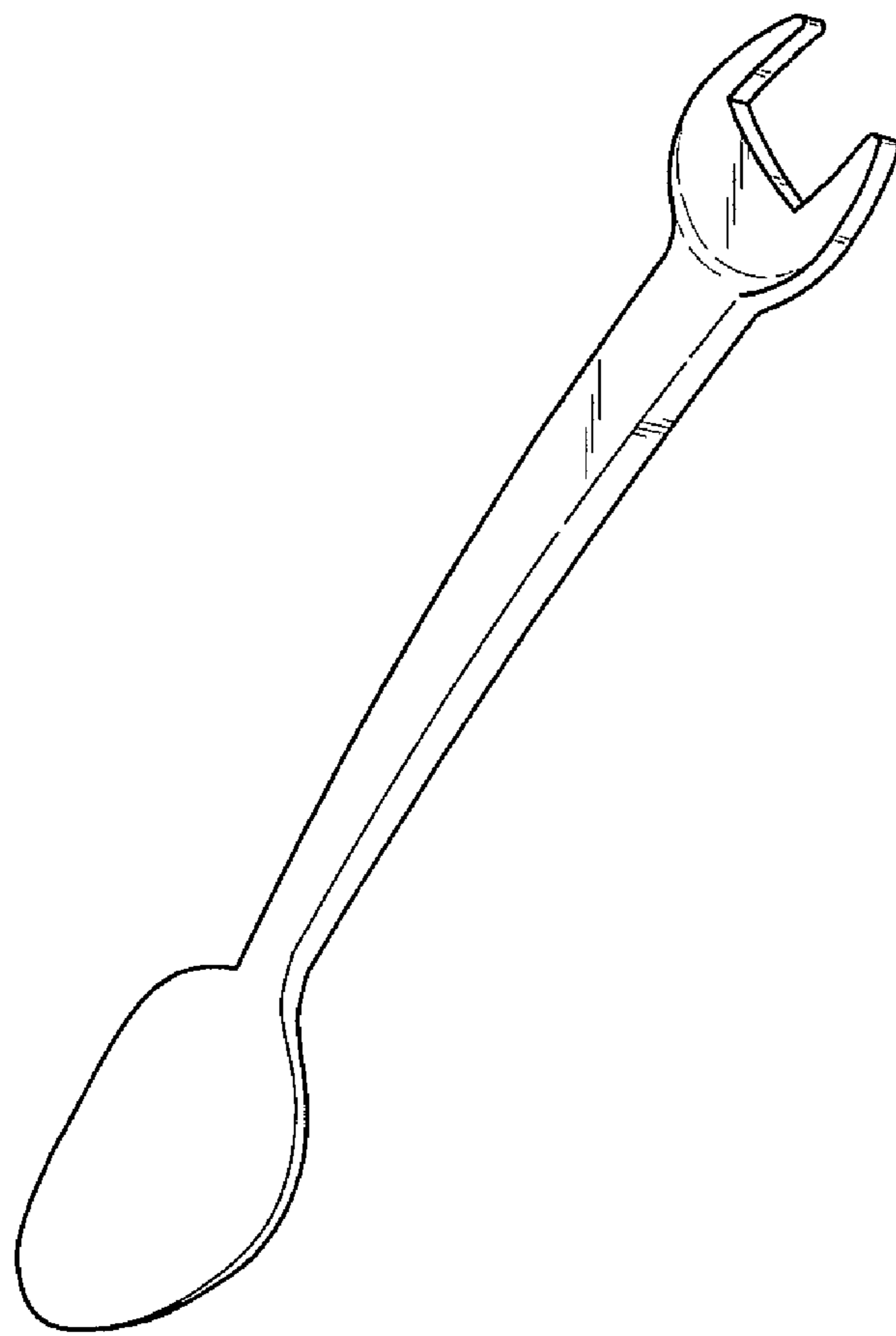


FIG. 7



*FIG. 8*