



US00D552914S

(12) **United States Design Patent**
Boutin

(10) **Patent No.:** **US D552,914 S**

(45) **Date of Patent:** **** Oct. 16, 2007**

(54) **QUADRANT POUF**

(75) Inventor: **Christelle Boutin**, Bressuire (FR)

(73) Assignee: **Hesco Company S.A.**, Cerizay (FR)

(**) Term: **14 Years**

(21) Appl. No.: **29/263,050**

(22) Filed: **Jul. 13, 2006**

(30) **Foreign Application Priority Data**

Jan. 16, 2006 (EM) 000464151-0041

(51) **LOC (8) Cl.** **06-09**

(52) **U.S. Cl.** **D6/601**

(58) **Field of Classification Search** D6/349,
D6/583, 595, 596, 601, 604; 5/630, 636,
5/639, 640, 642, 644, 652, 655.3, 655.9;
D24/183; D21/804, 808, 809; 297/462
See application file for complete search history.

(56) **References Cited**

U.S. PATENT DOCUMENTS

D118,319 S * 12/1939 Kandell D6/601

D166,664 S * 5/1952 Godfrey D6/601

D273,915 S * 5/1984 Pike D6/349

D298,716 S * 11/1988 Kaplan D6/601

D406,718 S * 3/1999 Jacobs D6/601

D503,580 S * 4/2005 Donoghue D6/601

D506,896 S * 7/2005 Merrett D6/583

* cited by examiner

Primary Examiner—Robert M. Spear

Assistant Examiner—Mary Ann Calabrese

(74) *Attorney, Agent, or Firm*—Horst M. Kasper

(57) **CLAIM**

The design for quadrant pouf, as shown and described.

DESCRIPTION

FIG. 1 is a front view of quadrant pouf;

FIG. 2 is a top plan view thereof;

FIG. 3 is a rear side elevational view thereof;

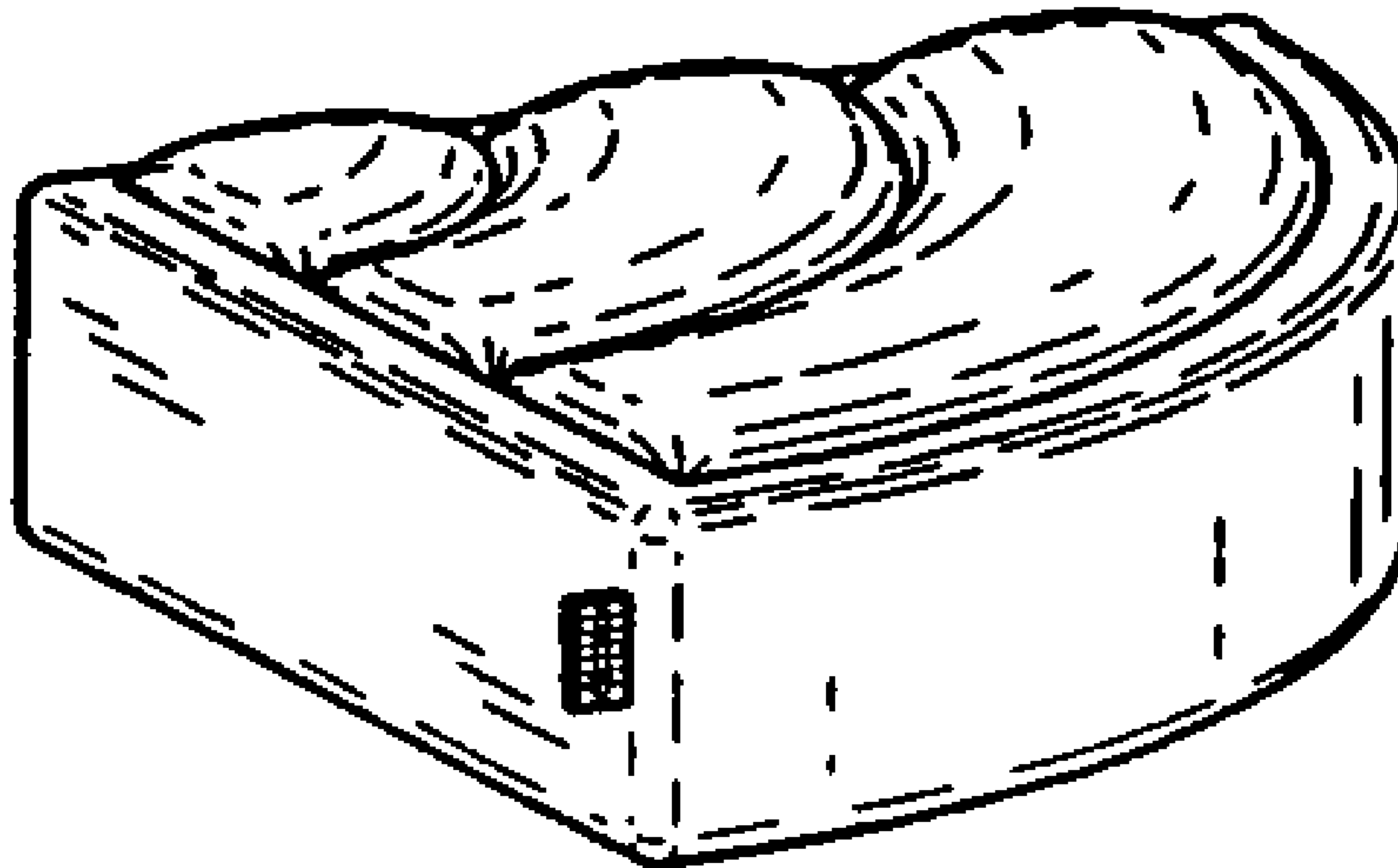
FIG. 4 is a right side elevational view thereof;

FIG. 5 is a left side elevational view thereof;

FIG. 6 is a bottom plan view thereof; and,

FIG. 7 is a perspective view thereof.

1 Claim, 2 Drawing Sheets






Fig.1

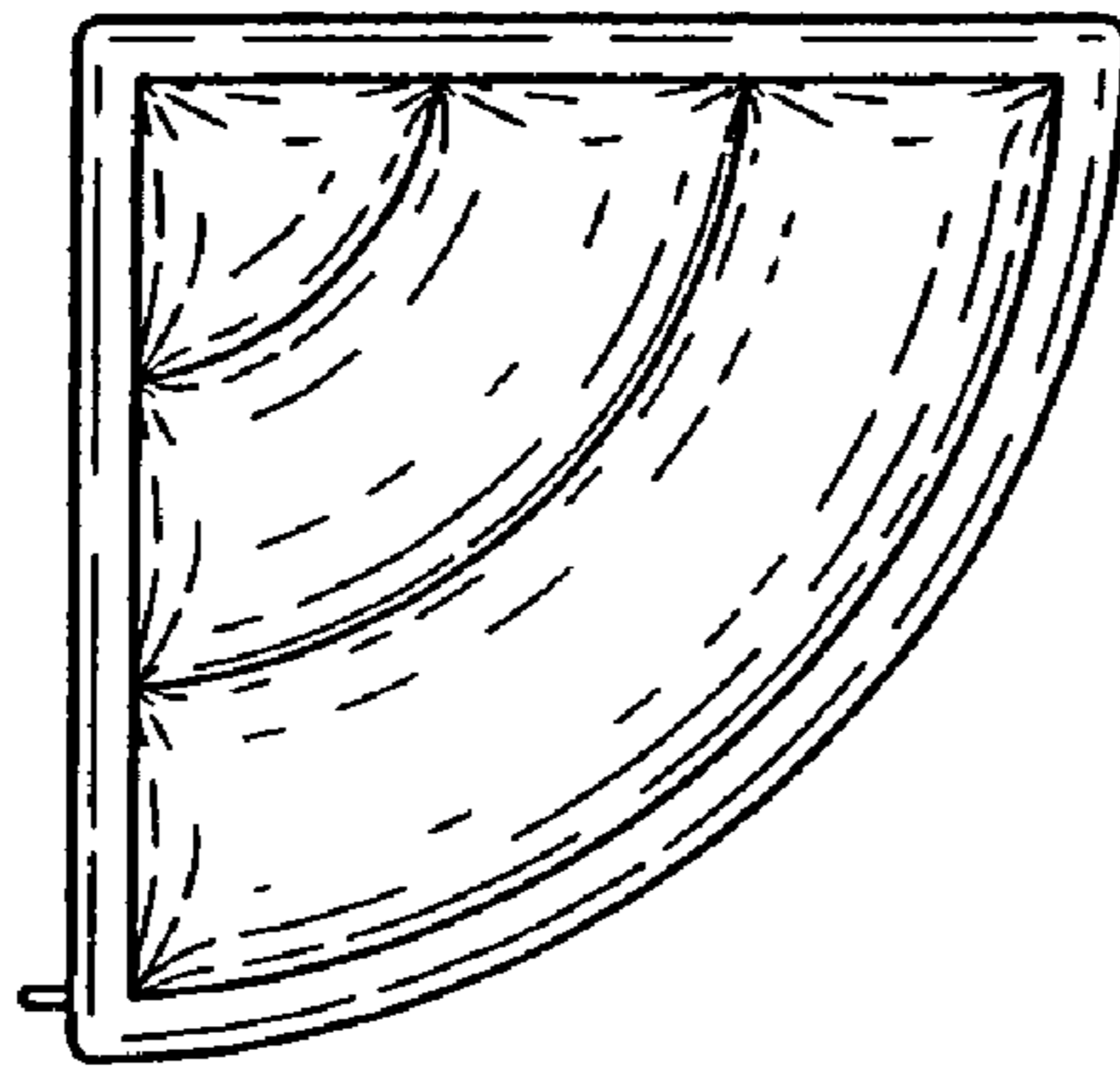


Fig.2




Fig.3




Fig.4




Fig.5

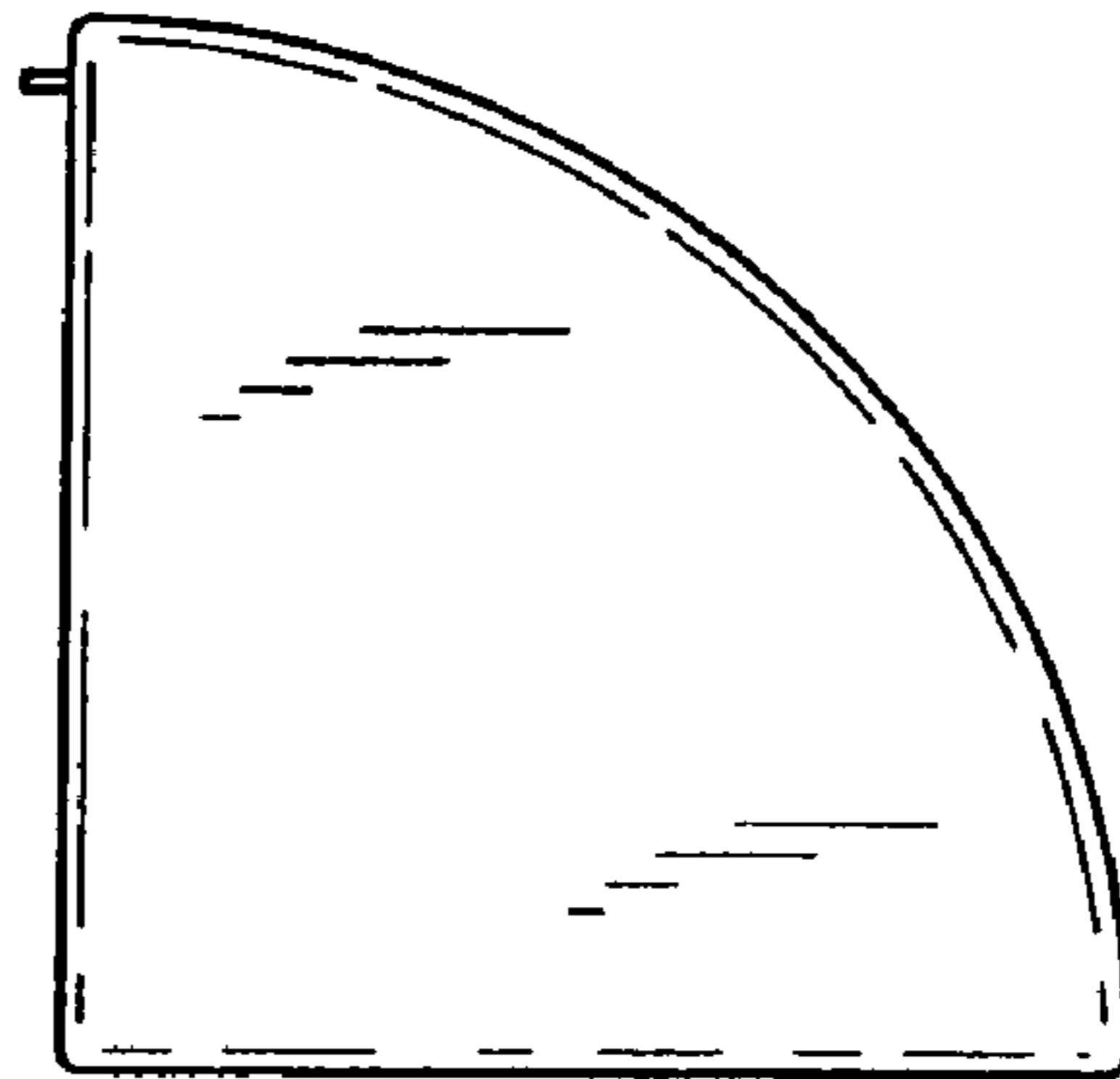


Fig.6

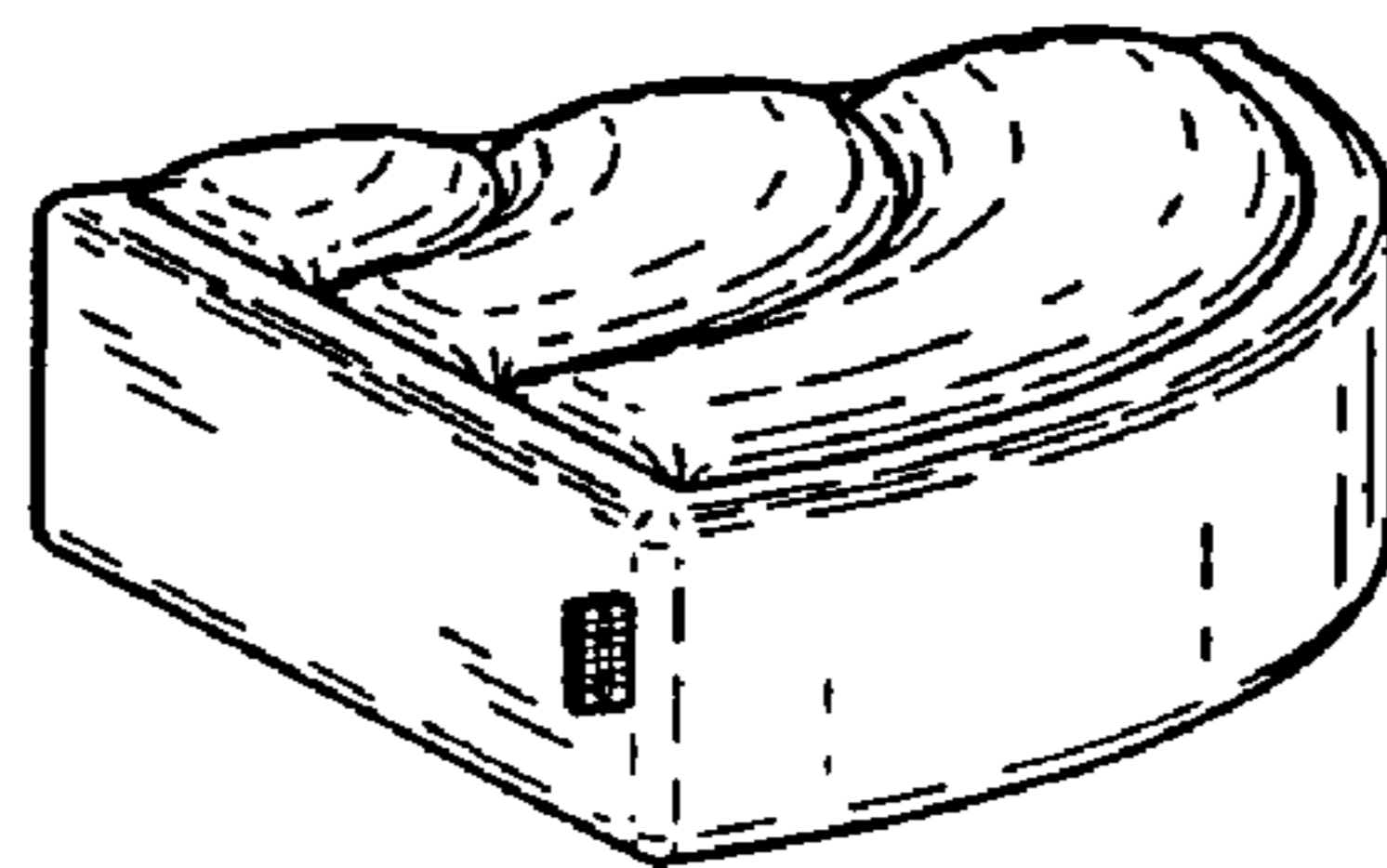


Fig.7