



US00D552909S

(12) **United States Design Patent**
McGrath et al.

(10) **Patent No.:** **US D552,909 S**

(45) **Date of Patent:** **** Oct. 16, 2007**

(54) **PLAY MAT SET**

6,740,380 B2 * 5/2004 Kessler 428/45
D492,426 S * 6/2004 Strickler D25/162
7,018,267 B2 * 3/2006 Delaney et al. 446/487
D522,067 S * 5/2006 Allen D21/321

(75) Inventors: **Stephanie McGrath**, 36 Parkwood Avenue, Roundhay, Leeds, West Yorkshire (GB) LS8 1JW; **Don McGrath**, Leeds (GB)

* cited by examiner

(73) Assignee: **Stephanie McGrath**, Leeds, West Yorkshire (GB)

Primary Examiner—T. Chase Nelson
Assistant Examiner—Barbara Blanton Lohr
(74) *Attorney, Agent, or Firm*—Madson & Austin

(**) Term: **14 Years**

(57) **CLAIM**

(21) Appl. No.: **29/247,558**

The ornamental design for a play mat set, as shown and described.

(22) Filed: **Jun. 26, 2006**

(30) **Foreign Application Priority Data**

DESCRIPTION

Feb. 20, 2006 (EM) 000482344-0001

The design comprises a play mat assembled from interlocking smaller mats having different ornamental designs on their top surfaces.

(51) **LOC (8) Cl.** **06-11**

(52) **U.S. Cl.** **D6/582**

(58) **Field of Classification Search** D6/582–594;
D21/321, 349; D25/300; 5/420, 658; 428/45;
446/487

FIG. 1 is an exemplary construction of the play mat set of FIG. 2, showing the individual elements forming the claimed design of the play mat set assembled in condition of use;

See application file for complete search history.

FIG. 2 is a top perspective view of the play mat set showing our new design;

(56) **References Cited**


U.S. PATENT DOCUMENTS

D264,102 S * 4/1982 Howard D21/349
D301,668 S * 6/1989 Smith D6/592
D315,465 S * 3/1991 Smith D6/594
5,970,541 A * 10/1999 Chiang 5/420
5,971,761 A * 10/1999 Tillman, Sr. 434/81
D448,596 S * 10/2001 Sublet D6/582
D455,181 S * 4/2002 Moffett et al. D21/300
6,396,041 B1 * 5/2002 Vock et al. 250/206.2
6,574,812 B2 * 6/2003 Jakubowski et al. 5/658

FIG. 3 is another exemplary construction of the play mat set of FIG. 2, showing the individual elements forming the claimed design of the play mat set assembled in condition of use; and,

FIG. 4 is another exemplary construction of the play mat set of FIG. 2, showing the individual elements forming the claimed design of the play mat set assembled in condition of use.

1 Claim, 4 Drawing Sheets






Fig. 1




Fig. 2




Fig. 3



Fig. 4