



US00D552907S

(12) **United States Design Patent**
Johnson

(10) **Patent No.:** **US D552,907 S**

(45) **Date of Patent:** **** Oct. 16, 2007**

(54) **PRODUCT DISPLAY UNIT**

D276,822 S	12/1984	Borst
4,499,353 A	2/1985	Shields
D278,979 S	5/1985	Anderson et al.
4,570,818 A	2/1986	Borst et al.
4,602,719 A	7/1986	Borst
4,687,129 A	8/1987	Cugley
4,702,374 A	10/1987	Kelner

(75) Inventor: **Gary Charles Johnson**, Portland, OR
(US)

(73) Assignee: **C.T. Johnson Enterprises, Inc.**,
Portland, OR (US)

(Continued)

(**) Term: **14 Years**

Primary Examiner—Brian N Vinson

(21) Appl. No.: **29/237,041**

(74) *Attorney, Agent, or Firm*—Kolisch Hartwell, P.C.

(22) Filed: **Aug. 24, 2005**

(57) **CLAIM**

(51) **LOC (8) Cl.** **06-04**

The ornamental design for a product display unit, as shown and described.

(52) **U.S. Cl.** **D6/553**

(58) **Field of Classification Search** D6/512,
D6/553, 555, 567–574; 211/1, 13.1, 85.1,
211/85.2, 85.9, 41.1, 60.1, 70.6, 86.01, 87.01;
206/730, 581, 6.1; 312/114, 233–234
See application file for complete search history.

DESCRIPTION

FIG. 1 is a front elevational view of a product display unit showing my new design, with a locking device, label, and key as well as unclaimed portions of the article being shown for illustrative purposes only and forming no part of the claimed design

(56) **References Cited**

U.S. PATENT DOCUMENTS

3,157,280 A	11/1964	Perdue et al.	
3,172,768 A	3/1965	Joosten et al.	
3,220,543 A	11/1965	McCord et al.	
3,289,830 A	12/1966	Foote	
3,467,248 A	9/1969	Makowicki	
3,487,915 A	1/1970	Scott	
D225,707 S *	1/1973	Brown D6/574
3,890,204 A	6/1975	Avery	
3,939,979 A	2/1976	Neumayer	
4,004,565 A	1/1977	Fischer et al.	
4,199,058 A	4/1980	Lense et al.	
4,202,464 A	5/1980	Mohs et al.	
4,261,462 A	4/1981	Wysocki	
4,326,546 A	4/1982	Acker	
D267,382 S *	12/1982	Heinrichsdorff D6/553
4,475,881 A	10/1984	Borst et al.	

FIG. 2 is a rear elevational view thereof;

FIG. 3 is a top plan view thereof;

FIG. 4 is a bottom plan view thereof

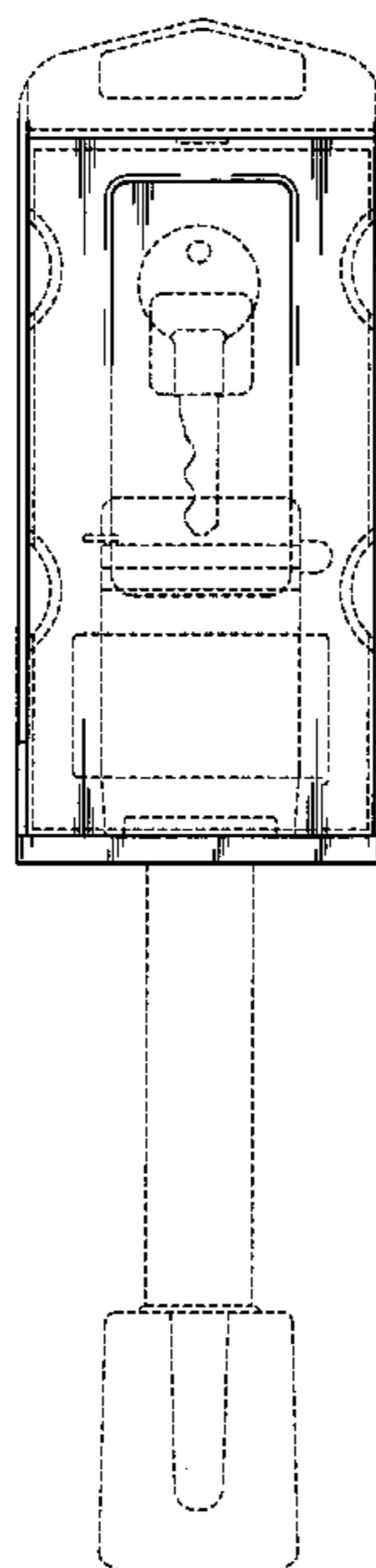
FIG. 5 is a right side elevational view thereof, the left side being a mirror image of that shown; and,

FIG. 6 is a top, front, and left side perspective view thereof.

The broken or dashed lines shown in the drawings are for illustrative purposes only and form no part of the claimed design.

The shading lines shown in the drawings represent the approximate three-dimensional contour of the design, and are not intended to indicate surface decoration.

1 Claim, 3 Drawing Sheets



US D552,907 S

Page 2

U.S. PATENT DOCUMENTS

4,739,883	A	4/1988	Mohs et al.	5,573,117	A	11/1996	Adams
4,739,900	A	4/1988	Borst	5,593,036	A	1/1997	Dyble et al.
4,749,082	A	6/1988	Gardiner et al.	D378,370	S	3/1997	Zeitman
D296,988	S	8/1988	Yamada	5,626,226	A	5/1997	Gardiner et al.
4,784,268	A	11/1988	Perchak	5,699,913	A	12/1997	Richardson
D303,931	S	10/1989	Miller et al.	5,735,404	A	4/1998	Kumakura et al.
D305,000	S	12/1989	Hernandez	5,755,323	A	5/1998	Zahn et al.
4,905,828	A	3/1990	Dods	5,775,516	A	7/1998	McCumber et al.
4,917,261	A	4/1990	Borst	5,791,482	A	8/1998	Murphy et al.
4,930,627	A	6/1990	Borst et al.	5,819,939	A	10/1998	Boyer
D311,332	S	10/1990	Miller et al.	D405,370	S	2/1999	Humphrey
4,986,438	A	1/1991	Borst	D410,384	S	6/1999	Gaffney et al.
5,012,927	A	5/1991	Borst	D413,034	S	8/1999	Markson D6/553
D317,408	S	6/1991	Lonngren et al.	5,984,091	A	11/1999	Orr et al.
5,038,936	A	8/1991	Borst	6,016,914	A	1/2000	Gustafson
5,040,680	A	8/1991	Wilson et al.	D423,344	S	4/2000	Kumakura et al.
5,064,056	A	11/1991	Gresh	6,047,819	A	4/2000	Borst et al.
5,139,139	A	8/1992	Goetz	6,050,415	A	4/2000	Lind et al.
D330,136	S	10/1992	Rogers D6/553	6,053,321	A	4/2000	Kayser
D330,855	S	11/1992	Demopoulos et al.	D427,900	S	7/2000	O'Malley et al.
5,209,354	A	5/1993	Thornhill et al.	6,135,289	A	10/2000	Miller
5,353,935	A	10/1994	Yeager et al.	6,152,298	A	11/2000	Dods
D355,600	S	2/1995	Ford	6,152,299	A	11/2000	O'Malley et al.
5,407,066	A	4/1995	Grange	D451,382	S	12/2001	Adkins
D369,547	S	5/1996	Dahlheimer	6,330,945	B1	12/2001	Reimer
5,564,569	A	10/1996	Kiefer	D502,833	S	3/2005	Mendini D6/553

* cited by examiner

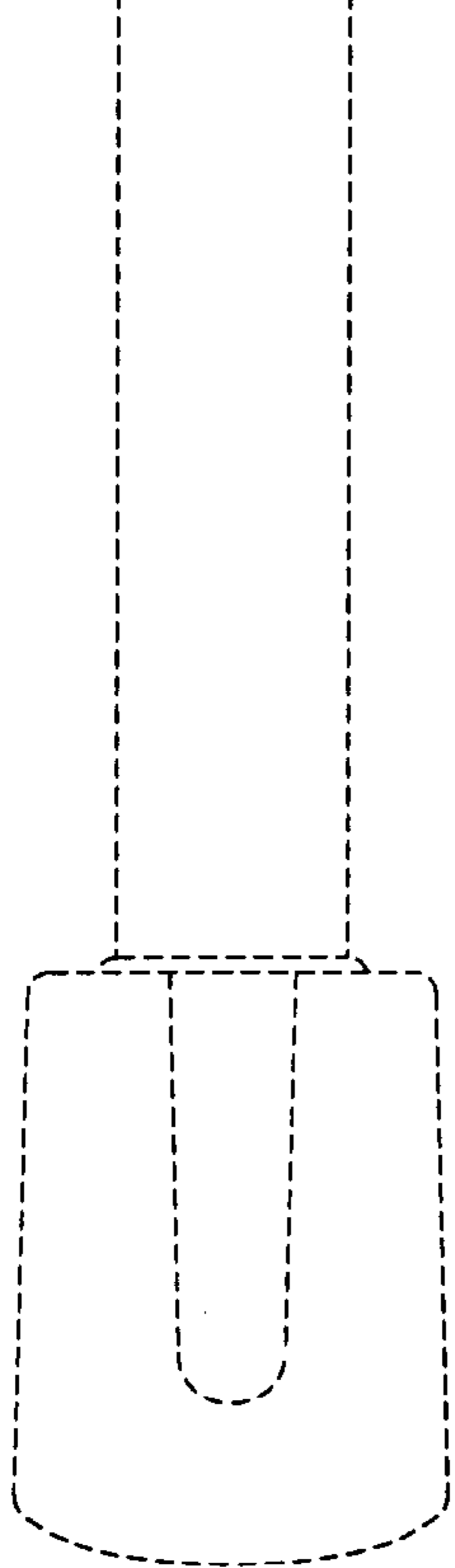
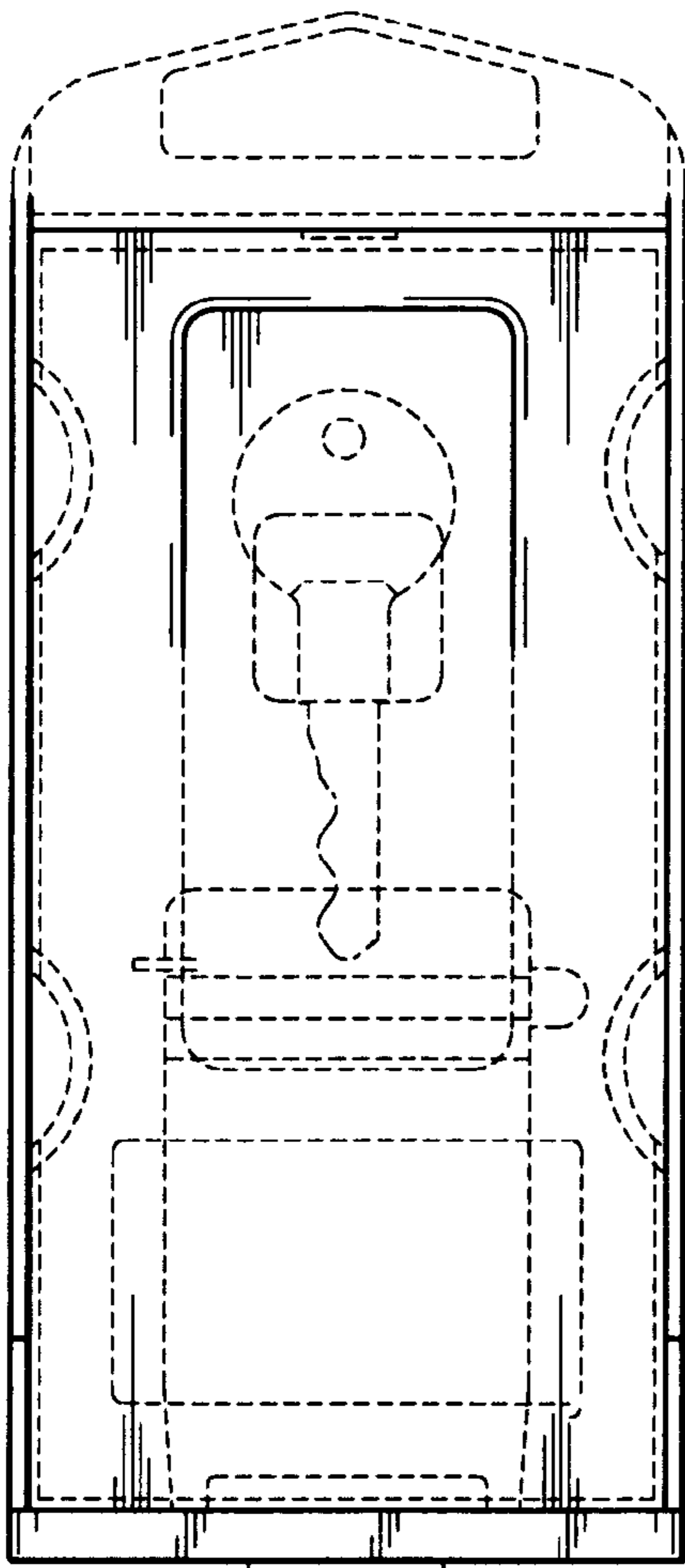
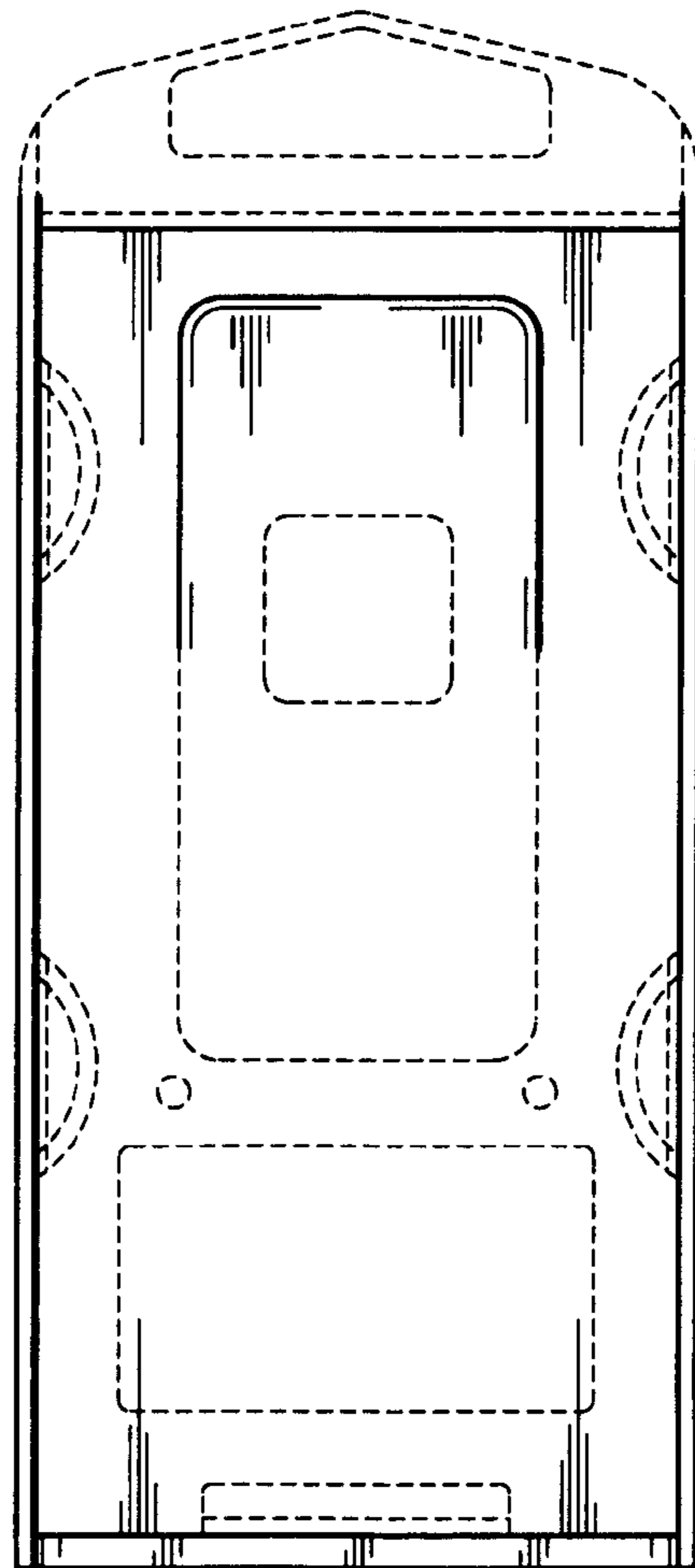


FIG. 1

FIG. 2



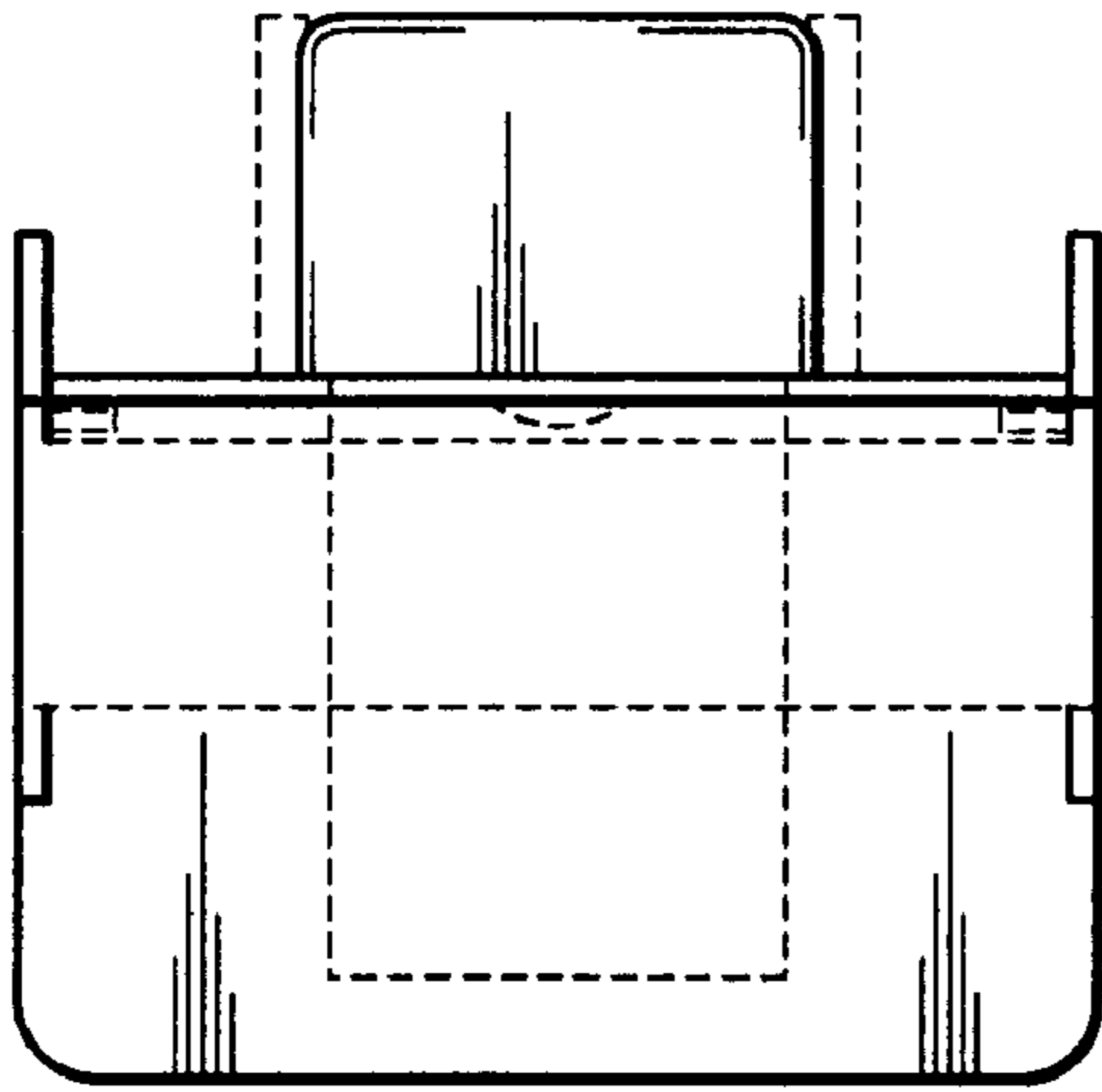


FIG. 3

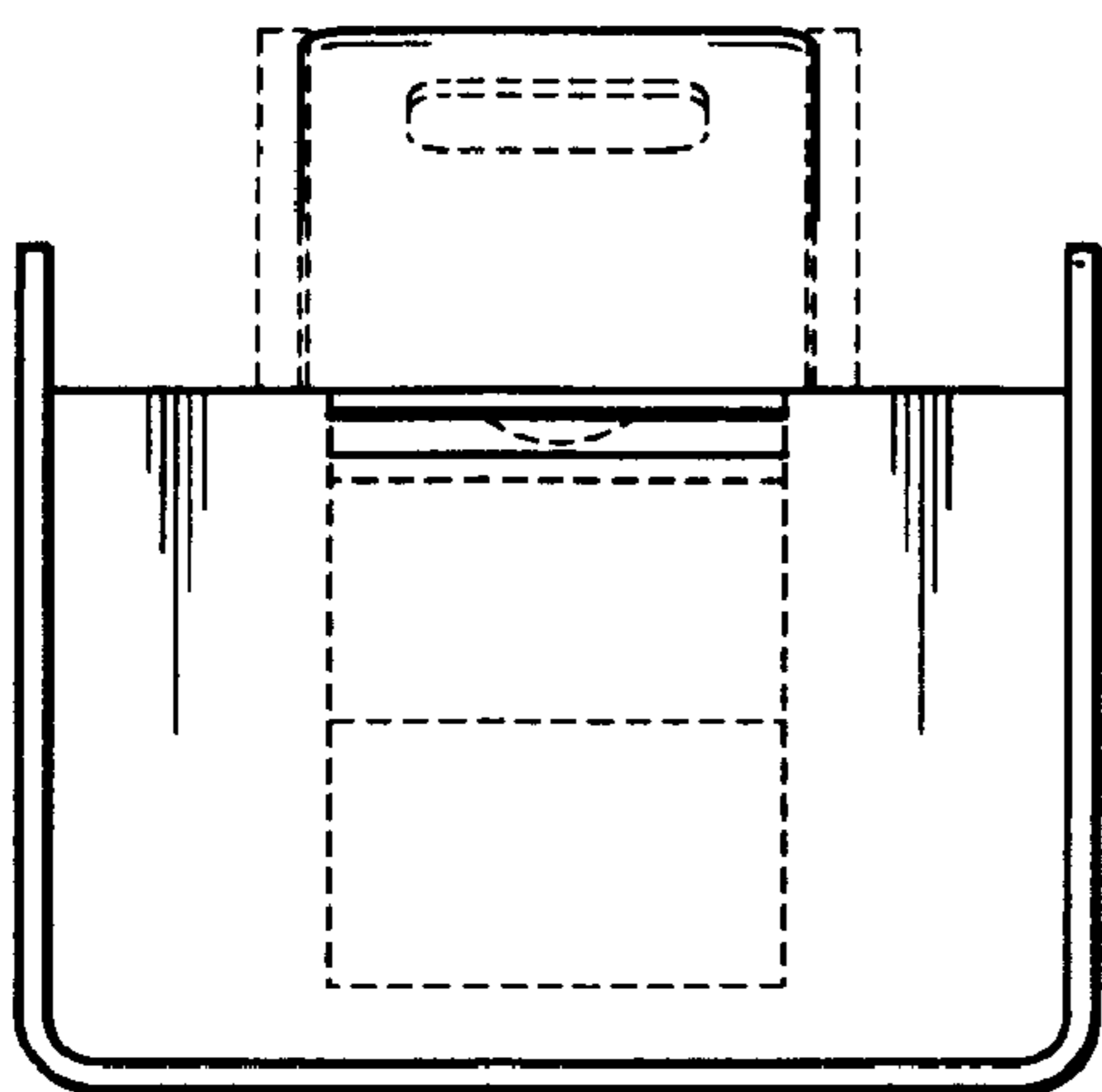


FIG. 4

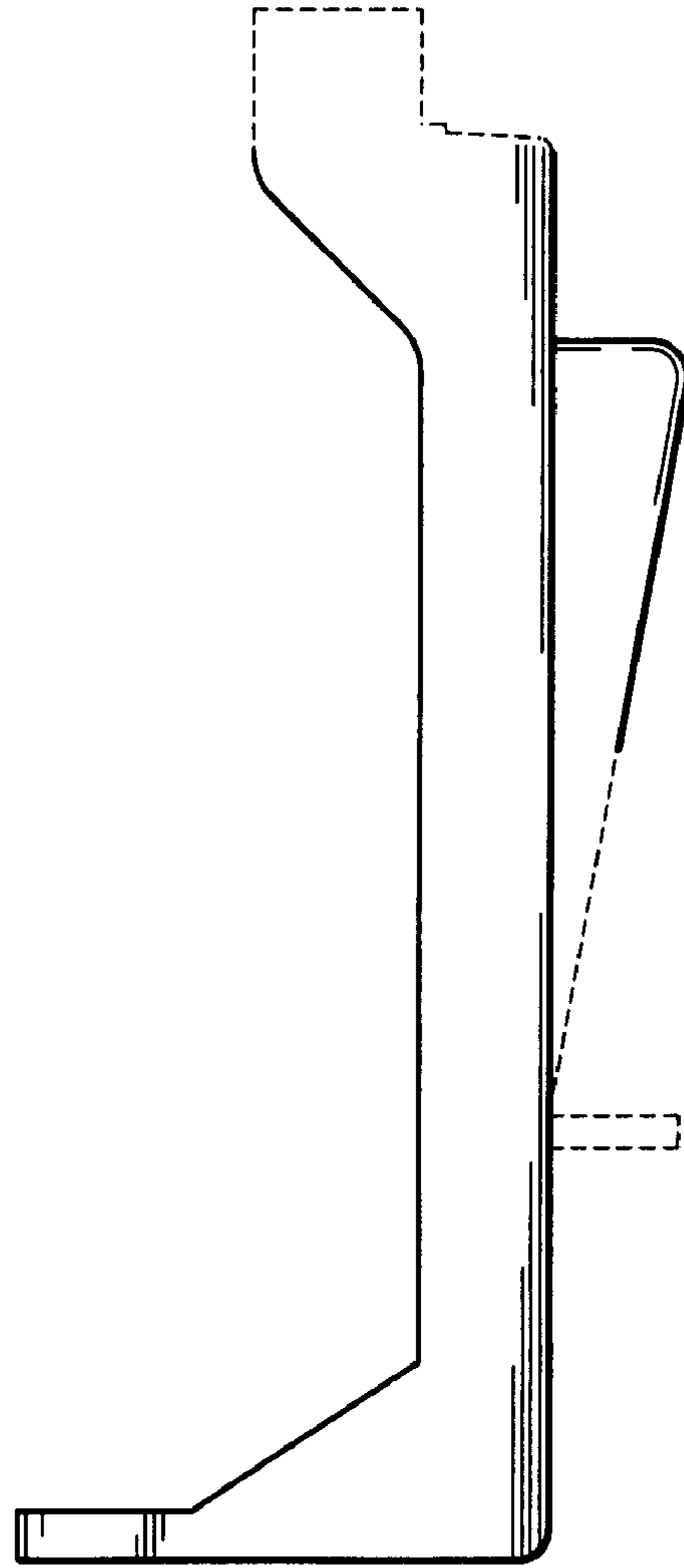


FIG. 5

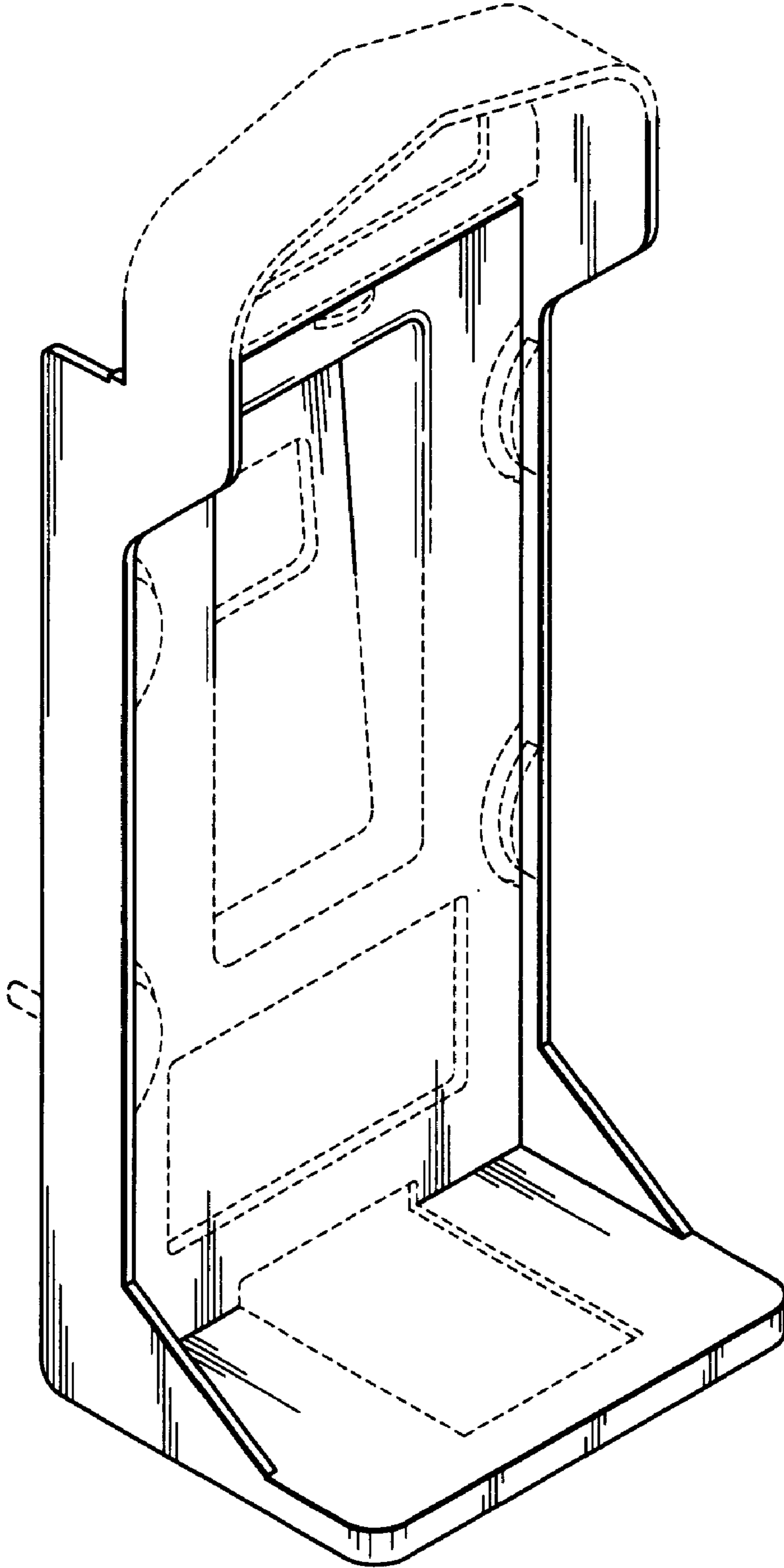


FIG. 6