



US00D552905S

(12) **United States Design Patent**
Haworth

(10) **Patent No.:** **US D552,905 S**

(45) **Date of Patent:** **** Oct. 16, 2007**

(54) **DISPENSER HOUSING**

D503,576 S * 4/2005 Reynolds et al. D6/545
D530,125 S * 10/2006 Vignot D6/545
D530,126 S * 10/2006 Reynolds et al. D6/545

(75) Inventor: **Brian D Haworth**, Voorburg (NL)

(73) Assignee: **JohnsonDiversey, Inc.**, Sturtevant, WI
(US)

* cited by examiner

Primary Examiner—Brian N Vinson

(**) Term: **14 Years**

(74) *Attorney, Agent, or Firm*—Gregory S. Bollis; James J. Sales; Renee J. Rymarz

(21) Appl. No.: **29/240,198**

(57) **CLAIM**

(22) Filed: **Oct. 11, 2005**

The ornamental design for a dispenser housing, as shown and described.

(51) **LOC (8) Cl.** **23-02**

(52) **U.S. Cl.** **D6/545**

(58) **Field of Classification Search** D6/542–545;
221/208, 282, 283; 222/105, 173, 180, 181.1,
222/181.2, 181.3

See application file for complete search history.

DESCRIPTION

FIG. 1 is a front elevational view of a dispenser housing showing my new design

FIG. 2 is a left side elevational view thereof; and,

FIG. 3 is a top plan view thereof.

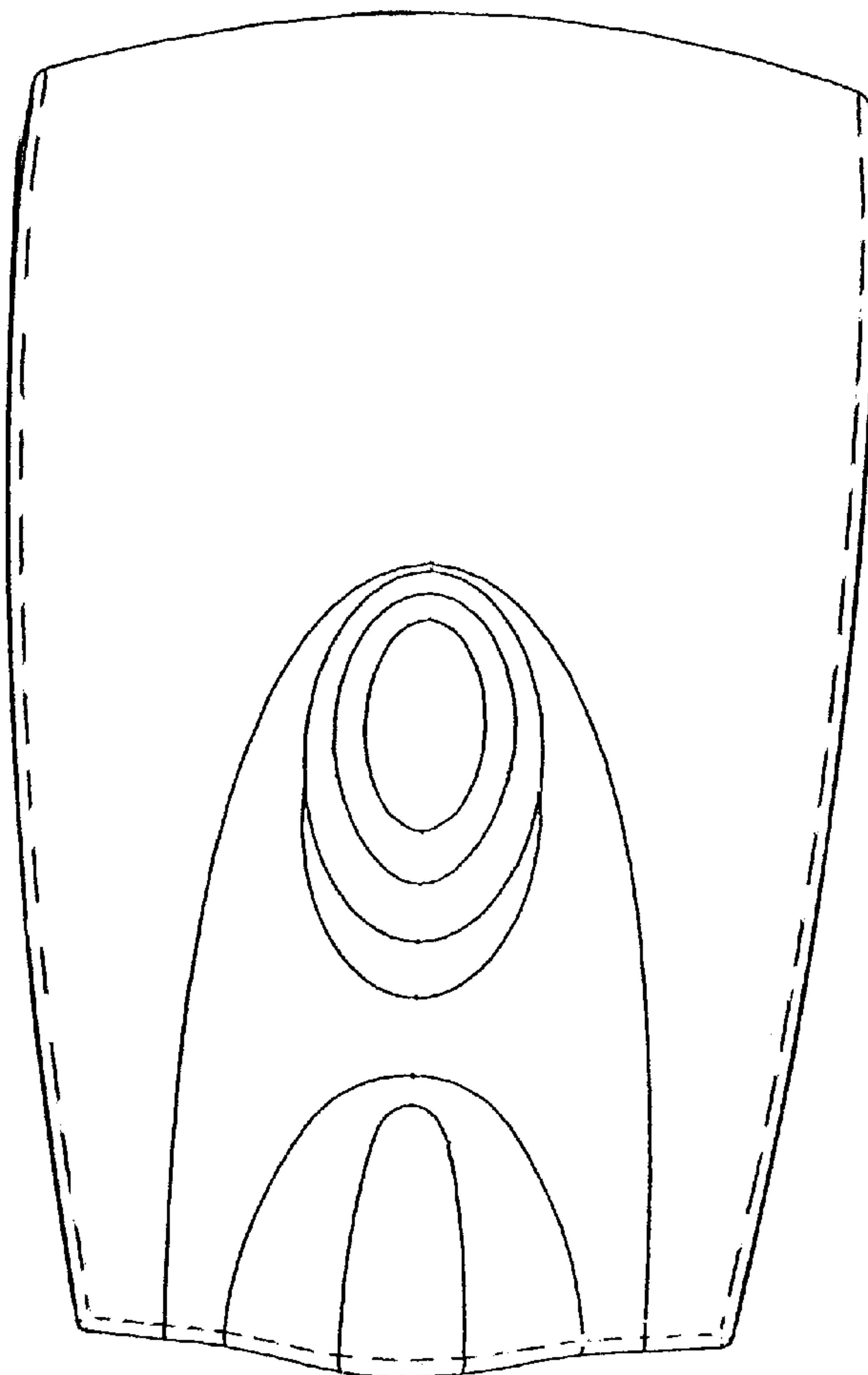
The broken-line disclosure in the views is for illustrative purposes only and forms no part of the claimed design.

(56) **References Cited**

U.S. PATENT DOCUMENTS

D478,445 S * 8/2003 Daansen D6/545
D480,247 S * 10/2003 Ciavarella et al. D6/545
D498,628 S * 11/2004 Rhodenbaugh D6/545

1 Claim, 3 Drawing Sheets



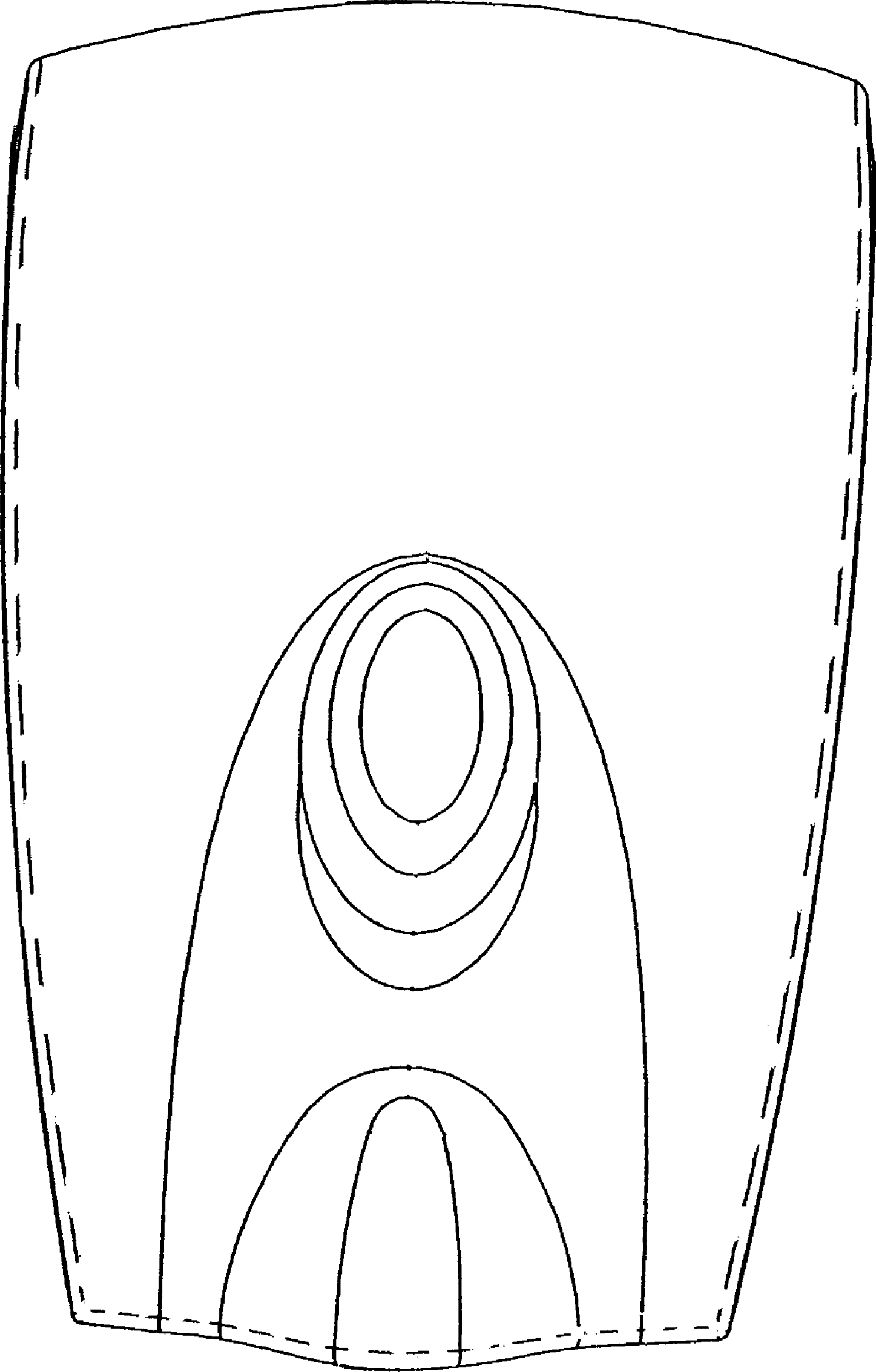


Fig. 1

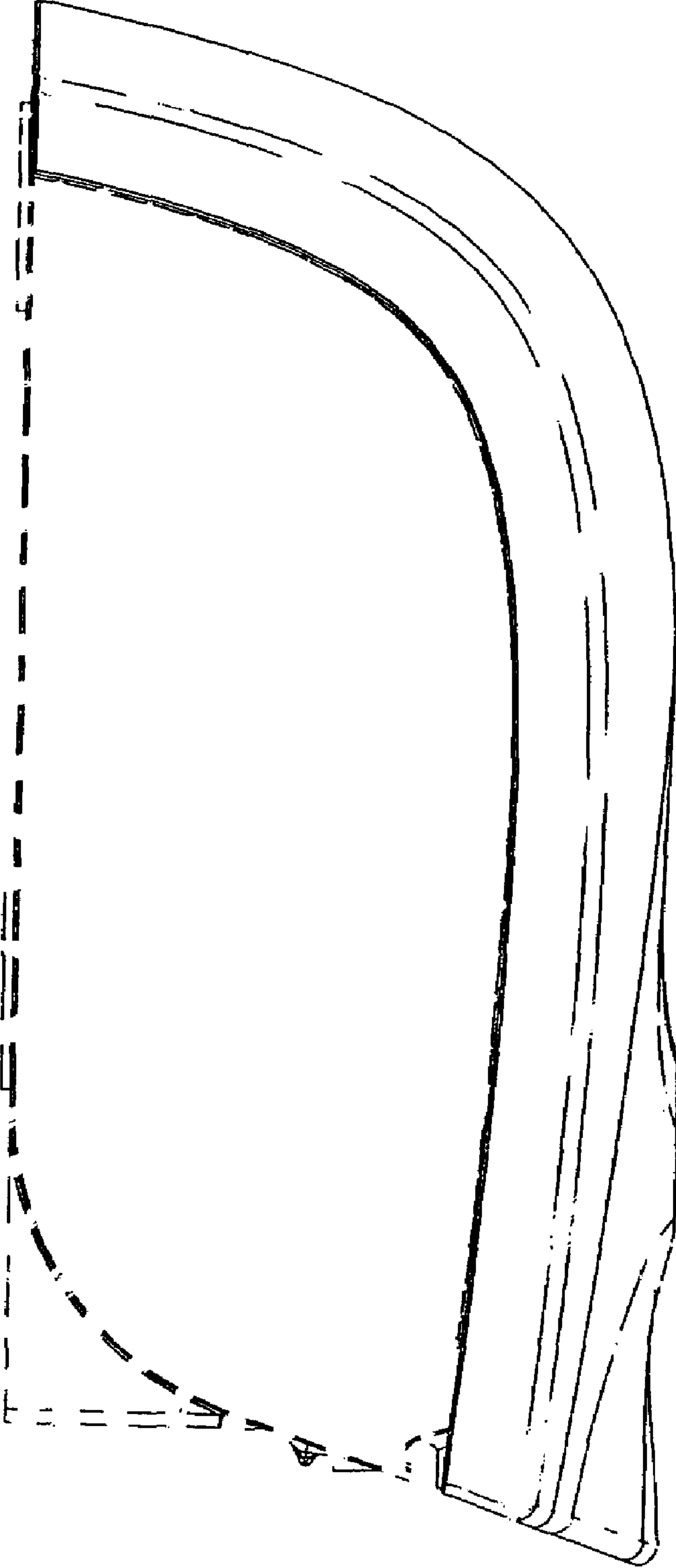


Fig. 2




Fig. 3