



US00D552902S

(12) **United States Design Patent**
Sadeh et al.

(10) **Patent No.:** **US D552,902 S**

(45) **Date of Patent:** **** Oct. 16, 2007**

(54) **COMBINED DISPENSER FOR TOILET
PAPER ROLL AND WET WIPES**

(75) Inventors: **Yariv Sadeh**, MaAgan Michael (IL);
Liat Pozner-Kantor, MaAgan Michael
(IL)

(73) Assignee: **Plasson Ltd.**, Maagan Michael (IL)

(**) Term: **14 Years**

(21) Appl. No.: **29/258,585**

(22) Filed: **Apr. 25, 2006**

(30) **Foreign Application Priority Data**

Oct. 26, 2005 (IL) 41527

(51) **LOC (8) Cl.** **20-02**

(52) **U.S. Cl.** **D6/520**

(58) **Field of Classification Search** D6/518-523;
206/389, 391; 211/13.1, 45, 85.6, 123, 86.01,
211/87.01; 221/33, 45, 282, 283; 222/173;
242/558, 560, 570, 590, 595-598, 251, 905;
312/245, 34.1

See application file for complete search history.

(56) **References Cited**

U.S. PATENT DOCUMENTS

D364,059 S * 11/1995 Merriweather, Jr. D6/520

D407,588 S * 4/1999 Padilla D6/520
D425,738 S * 5/2000 Lubowicz et al. D6/520
D485,102 S * 1/2004 Zuniga D6/520
D499,288 S * 12/2004 Taylor et al. D6/520
D511,429 S * 11/2005 Lor D6/520

* cited by examiner

Primary Examiner—Brian N Vinson

(57) **CLAIM**

The ornamental design of a combined dispenser for toilet paper roll and wet wipes, as shown and described.

DESCRIPTION

FIG. 1 is a perspective elevational right view of the combined dispenser for toilet paper roll and wet wipes;

FIG. 2 is a perspective elevational left view thereof;

FIG. 3 is a perspective rear view thereof;

FIG. 4 is a left side elevational view thereof;

FIG. 5 is a rear plan view thereof;

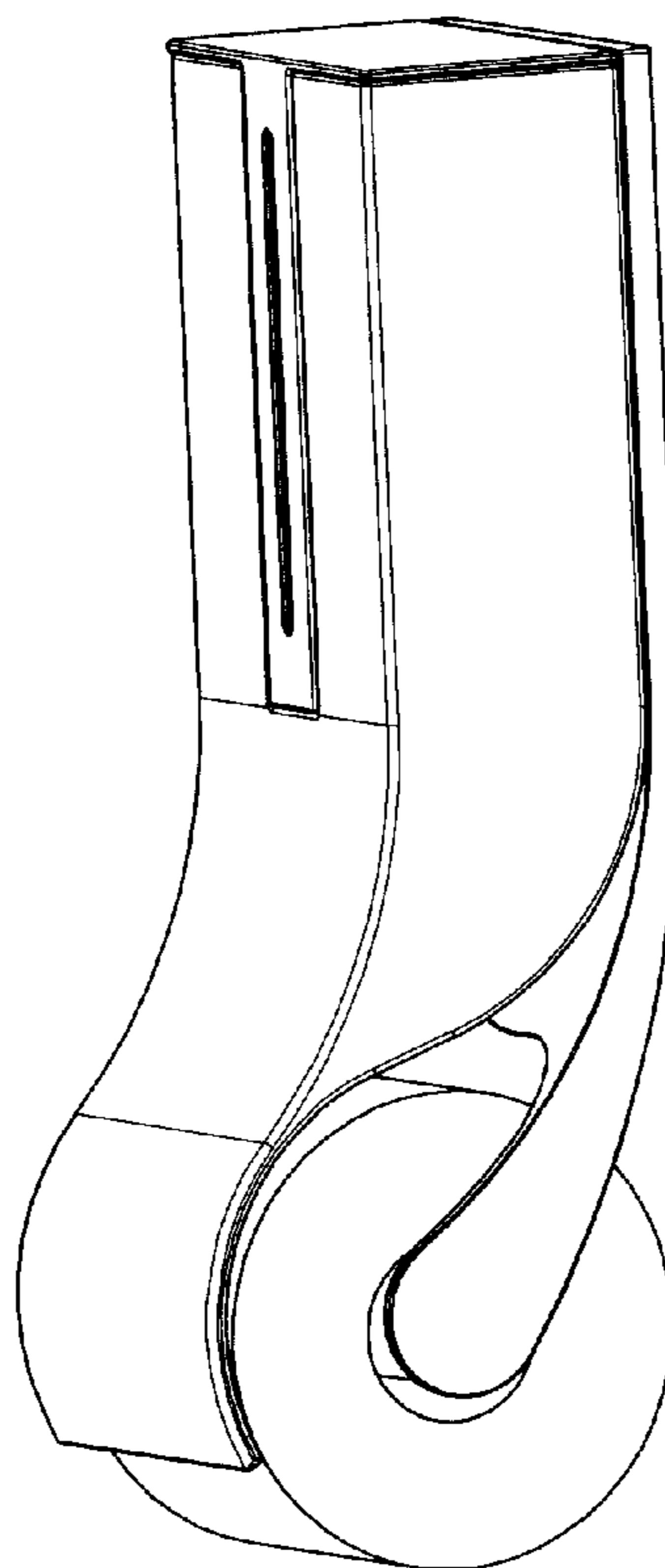
FIG. 6 is right side view thereof;

FIG. 7 is a front plan view thereof;

FIG. 8 is a top plan view thereof; and,

FIG. 9 is a bottom plan view thereof.

1 Claim, 3 Drawing Sheets



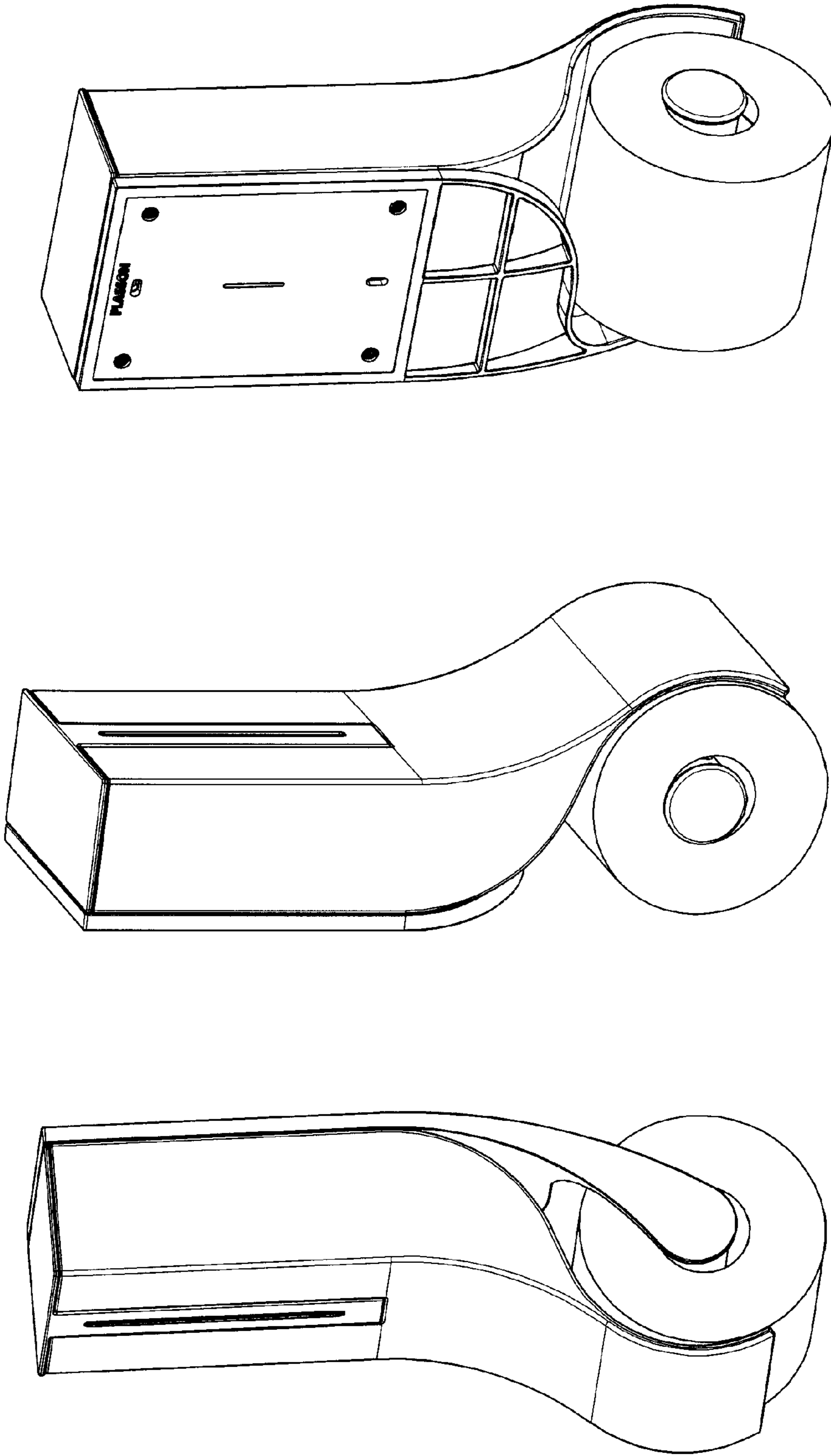


Fig. 1

Fig. 2

Fig. 3

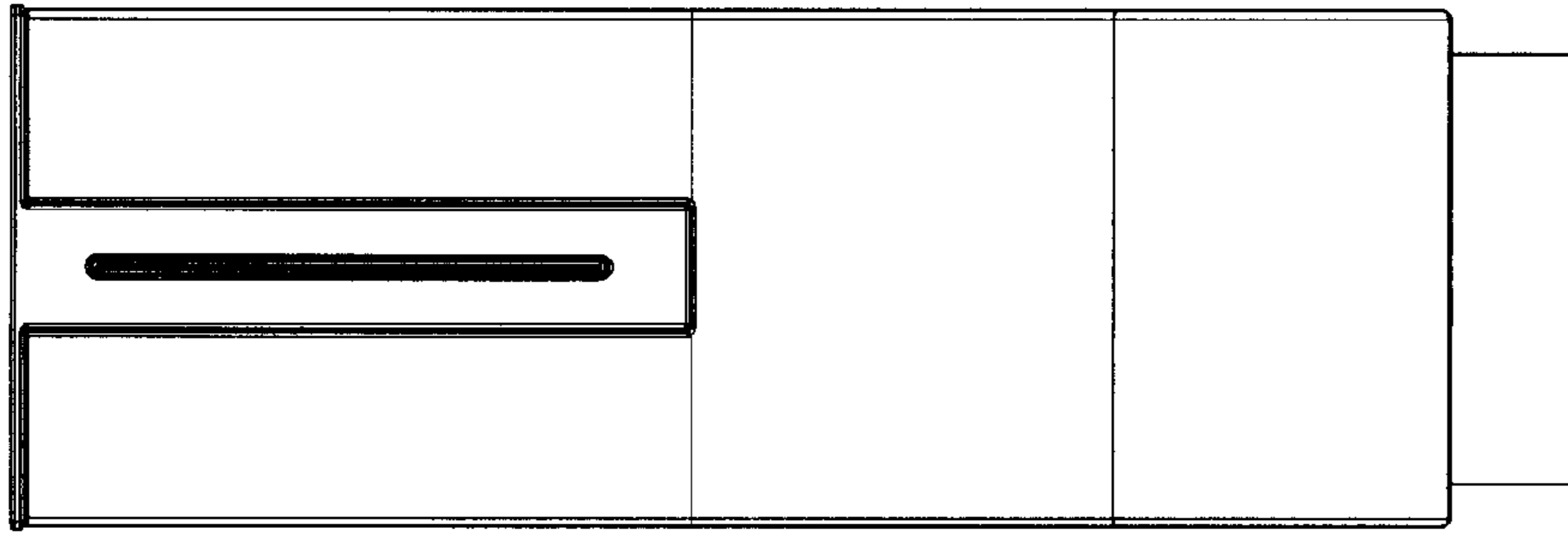


Fig. 7

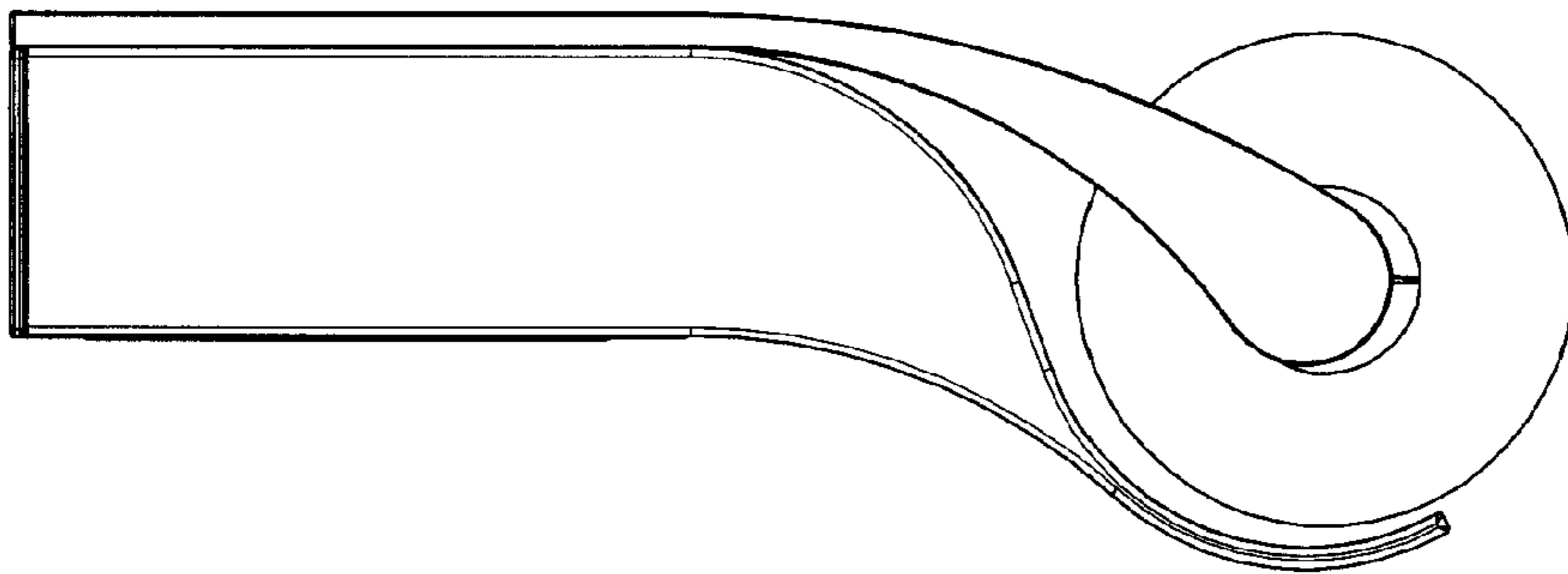


Fig. 6

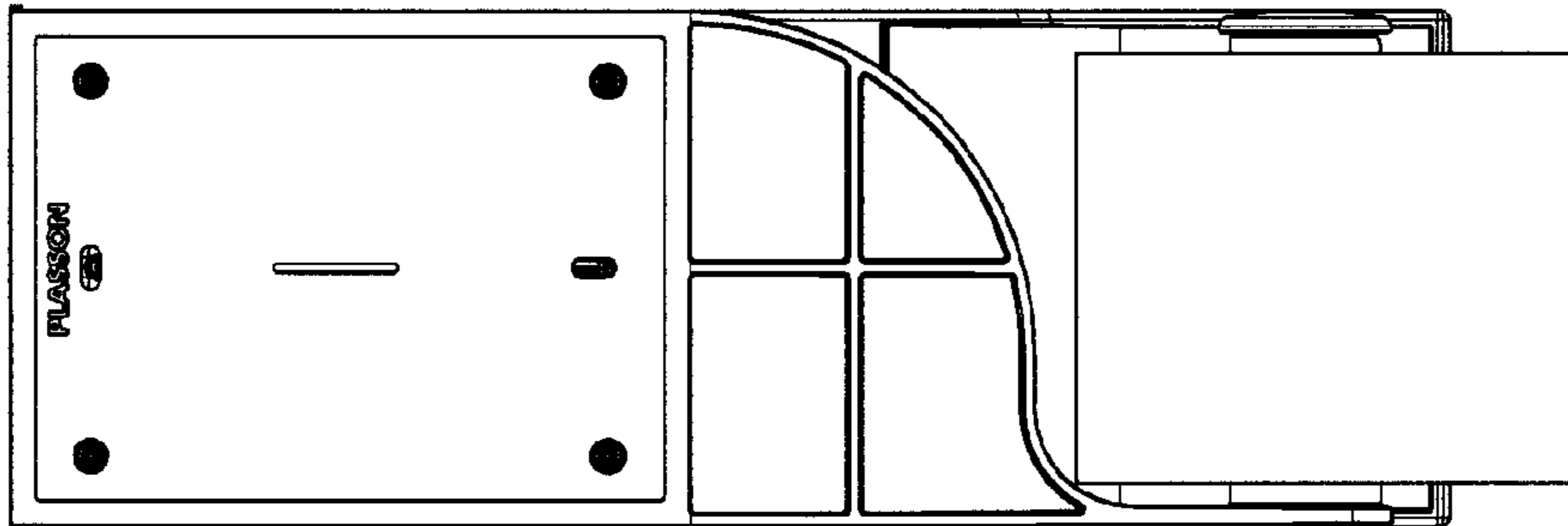


Fig. 5

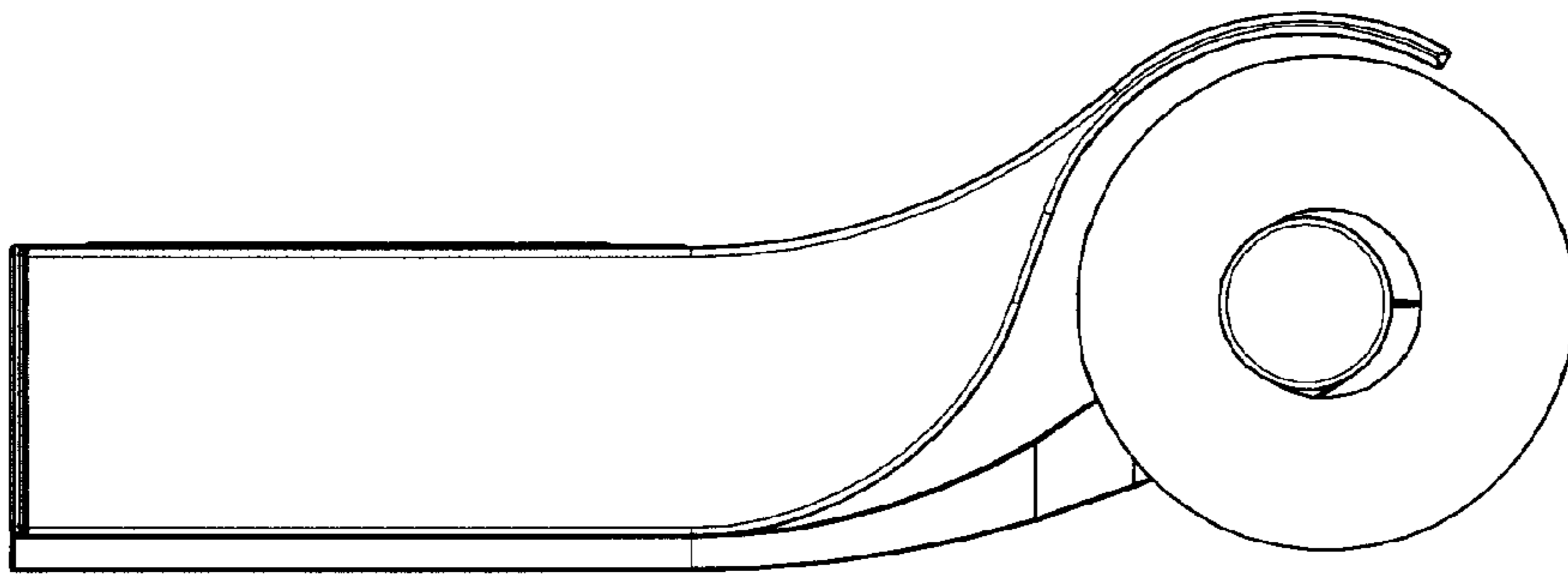


Fig. 4




Fig. 9




Fig. 8