

US00D552900S

(12) **United States Design Patent**  
**Wilenius**

(10) **Patent No.:** **US D552,900 S**  
(45) **Date of Patent:** **\*\* Oct. 16, 2007**

(54) **PORTION OF A SHELF ORGANIZING ASSEMBLY**

(75) Inventor: **Jaakko Wilenius**, Helsinki (FI)

(73) Assignee: **Display Team Oy**, Espoo (FI)

(\*\*) Term: **14 Years**

(21) Appl. No.: **29/267,588**

(22) Filed: **Oct. 18, 2006**

**Related U.S. Application Data**

(62) Division of application No. 29/228,561, filed on Apr. 26, 2005, now Pat. No. Des. 547,566.

(30) **Foreign Application Priority Data**

Nov. 3, 2004 (EM) ..... 000249750

(51) **LOC (8) Cl.** ..... **06-06**

(52) **U.S. Cl.** ..... **D6/509; D6/449; D6/421; D6/485**

(58) **Field of Classification Search** ..... D6/355, D6/362, 396, 406.1, 406.3, 406.6, 408, 418, D6/421, 429, 430, 437, 449, 451, 454, 467, D6/473, 477, 479, 480, 484, 485, 490-492, D6/509, 511; 211/13.1, 42, 43, 49.1, 59.3, 211/70.1, 119.005, 134, 135, 183, 184; 108/59, 108/65, 115, 186, 190; D19/34.1; D20/43; 224/275

See application file for complete search history.

(56) **References Cited**

**U.S. PATENT DOCUMENTS**

613,631 A 11/1898 Horrocks  
3,259,269 A 7/1966 Asenbauer  
3,300,057 A \* 1/1967 Wheaton ..... 211/184

3,529,877 A 9/1970 Cassidy  
5,012,936 A 5/1991 Crum  
5,111,942 A 5/1992 Bernardin  
D327,384 S \* 6/1992 Agam ..... D6/467  
5,240,126 A \* 8/1993 Foster et al. .... 211/59.3  
5,253,791 A \* 10/1993 Chiodo ..... 224/275  
5,366,099 A 11/1994 Schmid  
D369,708 S 5/1996 Breen  
D402,484 S \* 12/1998 Sandy ..... D6/421  
5,855,281 A 1/1999 Rabas  
D407,588 S 4/1999 Padilla  
D454,737 S \* 3/2002 Carrabba ..... D6/511  
6,655,536 B2 \* 12/2003 Jo et al. .... 211/59.3  
D519,751 S 5/2006 Etter  
D539,569 S \* 4/2007 Lewis ..... D6/484  
2002/0178979 A1 \* 12/2002 Tidemann ..... 108/186

\* cited by examiner

*Primary Examiner*—Cathron C. Brooks

*Assistant Examiner*—Mary Ann Calabrese

(74) *Attorney, Agent, or Firm*—Buchanan Ingersoll & Rooney PC

(57) **CLAIM**

The ornamental design for a portion of a shelf organizing assembly, as shown and described.

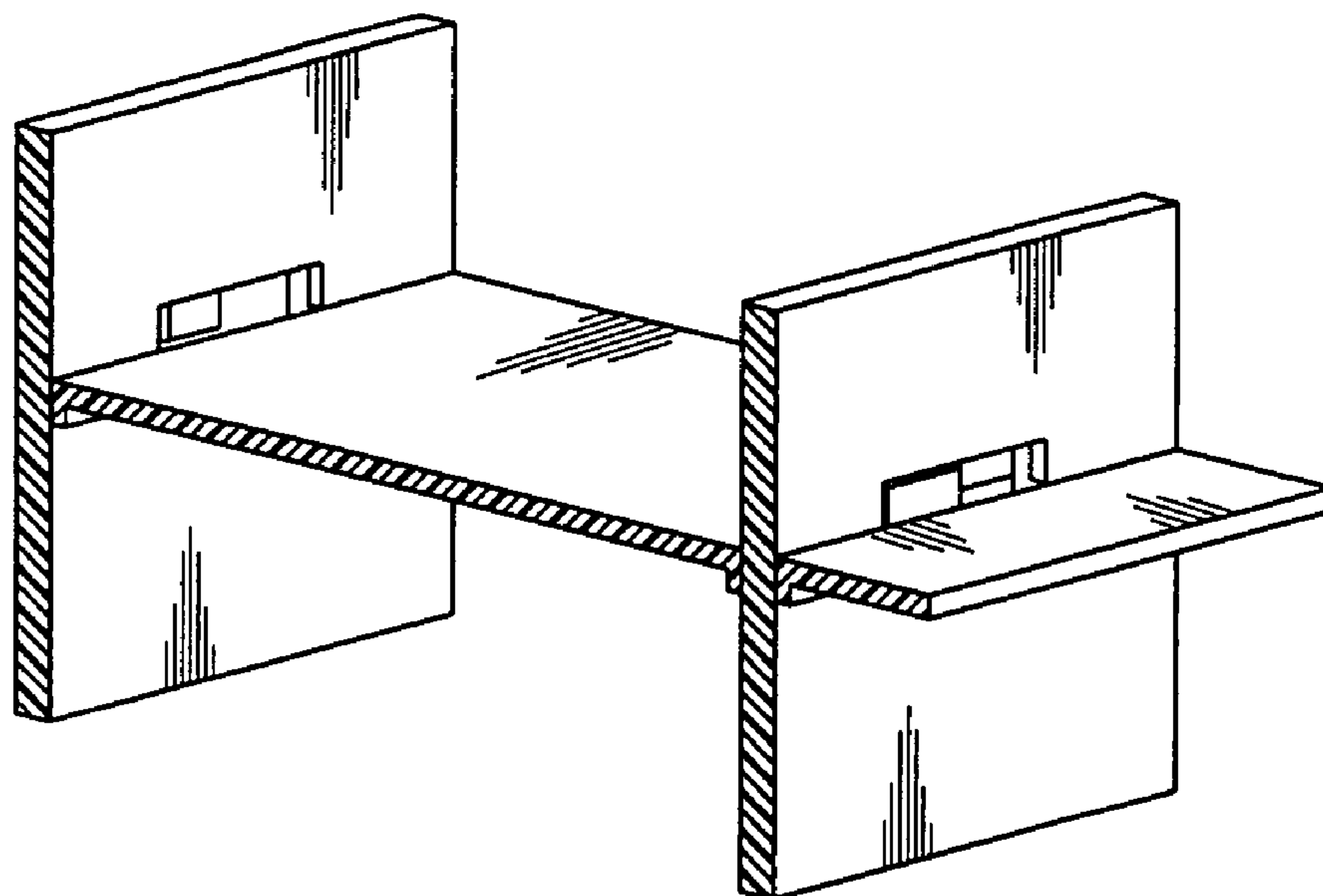
**DESCRIPTION**

FIG. 1 is a front, top, side perspective view of a portion of a shelf organizing assembly showing my new design.

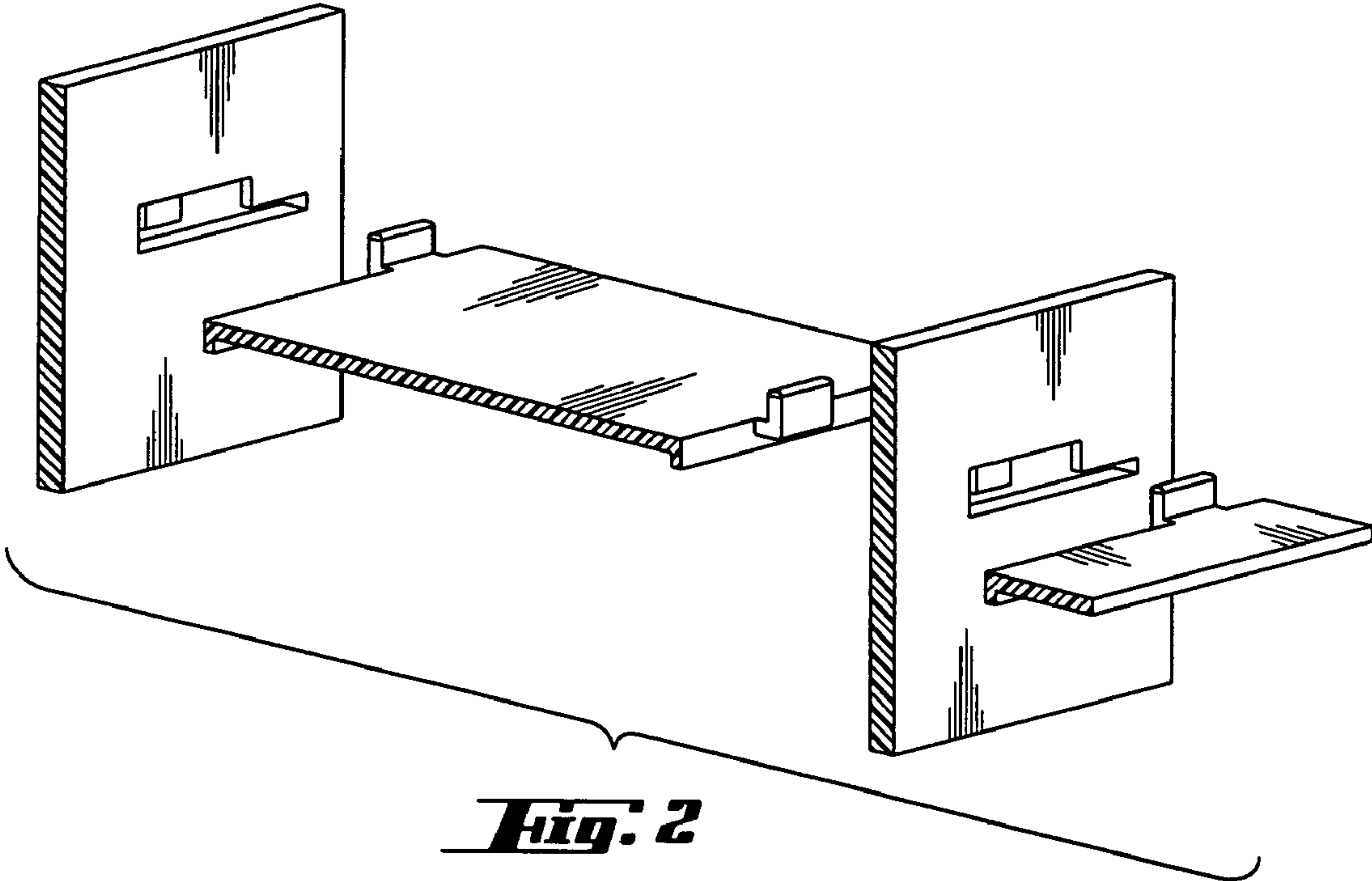
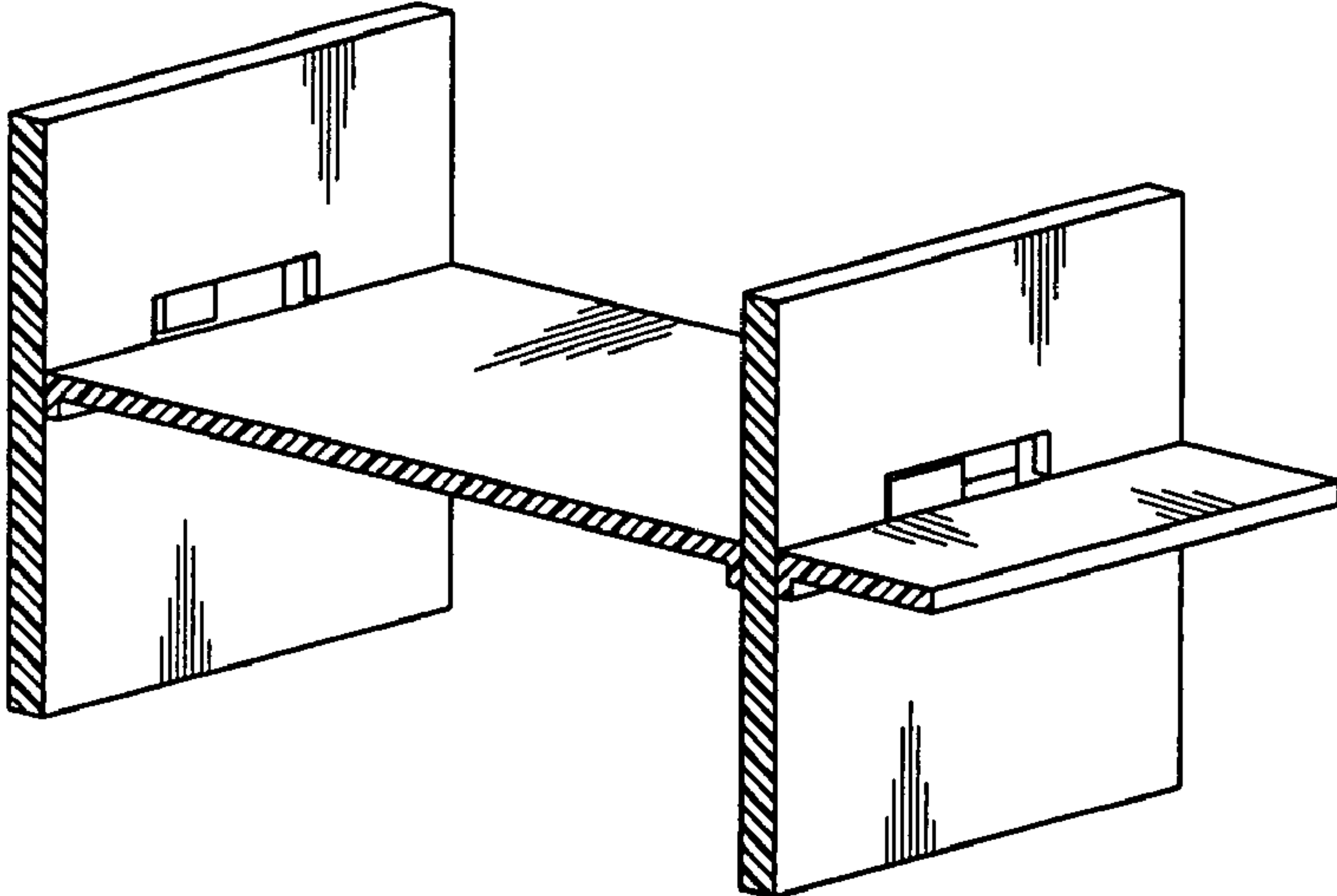
FIG. 2 is an exploded view of the individual components thereof; and,

FIG. 3 is a front, top, side perspective view of the portion of a shelf organizing assembly, shown in use. The broken lines represent environmental structure and form no part of the claimed design.

**1 Claim, 2 Drawing Sheets**



***Fig. 1***



***Fig. 2***

**FIG. 3**

