



US00D552895S

(12) **United States Design Patent**  
**Thompson**

(10) **Patent No.:** **US D552,895 S**

(45) **Date of Patent:** **\*\* Oct. 16, 2007**

(54) **TABLE SUPPORT COMPONENT**

D234,892 S \* 4/1975 Fong ..... D6/556  
D316,349 S \* 4/1991 Kee ..... D6/487

(75) Inventor: **David W. Thompson**, New Albany, OH  
(US)

\* cited by examiner

(73) Assignee: **American Signature, Inc.**, Columbus,  
OH (US)

*Primary Examiner*—Janice E. Seeger  
(74) *Attorney, Agent, or Firm*—Wood, Herron & Evans,  
L.L.P.

(\*\*) Term: **14 Years**

(57) **CLAIM**

(21) Appl. No.: **29/257,391**

The ornamental design for a table support component, as  
shown and described.

(22) Filed: **Apr. 4, 2006**

(51) **LOC (8) Cl.** ..... **06-06**

**DESCRIPTION**

(52) **U.S. Cl.** ..... **D6/492; D6/495**

FIG. 1 is a perspective view of a table support component  
showing my new design.

(58) **Field of Classification Search** ..... D6/480–489,

D6/495, 491, 492, 493, 496, 505, 507, 451;

D25/48, 53, 154; 5/279.1, 280, 281; 108/153.1,

108/155, 156, 157.1, 161; 160/104, 379

See application file for complete search history.

FIG. 2 is a front elevational view thereof.

FIG. 3 is an enlarged front elevational view thereof, with the  
rear elevational view thereof being identical thereto.

FIG. 4 is a right-side elevational view thereof, with the  
left-side elevational view being identical thereto.

FIG. 5 is a top plan view thereof; and,

FIG. 6 is a bottom plan view thereof.


The broken lines in FIG. 2 are included only to depict  
environment, and form no part of the claimed design.

(56) **References Cited**

U.S. PATENT DOCUMENTS

D29,284 S \* 8/1898 Peters ..... D6/505  
D29,639 S \* 11/1898 Adams ..... D6/505  
D54,566 S \* 3/1920 Strong ..... D6/498  
2,156,799 A \* 5/1939 Benedict ..... D25/154  
D174,751 S \* 5/1955 Hutar ..... D25/53  
D210,009 S \* 1/1968 Stone ..... D25/148

**1 Claim, 3 Drawing Sheets**






FIG. 1




FIG. 2




FIG. 3



FIG. 4



FIG. 5

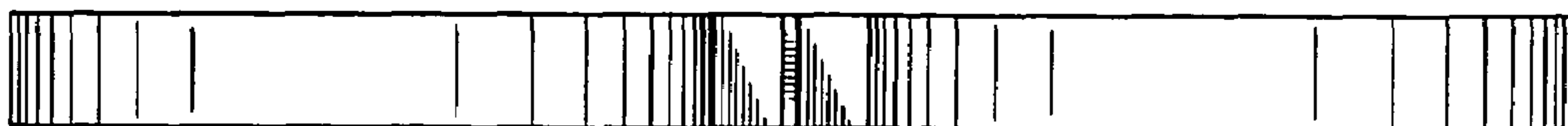


FIG. 6