



US00D552891S

(12) **United States Design Patent**
Everson et al.

(10) **Patent No.:** **US D552,891 S**

(45) **Date of Patent:** **** Oct. 16, 2007**

(54) **TABLE**

(75) Inventors: **Terry A. Everson**, Blair, WI (US);
Randy D. Domack, Trempealeau, WI (US)

(73) Assignee: **Ashley Furniture Industries, Inc.**,
Arcadia, WI (US)

(**) Term: **14 Years**

(21) Appl. No.: **29/255,827**

(22) Filed: **Mar. 13, 2006**

(51) **LOC (8) Cl.** **06-03**

(52) **U.S. Cl.** **D6/480**

(58) **Field of Classification Search** D6/480-489,
D6/495, 497, 429-431, 511, 477; 108/153.1,
108/155, 156, 157.1, 161; 248/188, 188.1
See application file for complete search history.

(56) **References Cited**

U.S. PATENT DOCUMENTS

D245,302 S	*	8/1977	Pratt	D6/480
D346,714 S	*	5/1994	Ferguson	D6/480
D355,800 S	*	2/1995	Ward	D6/484
D385,728 S	*	11/1997	Mulligan et al.	D6/480
D448,211 S	*	9/2001	Schulte et al.	D6/480
D455,298 S	*	4/2002	McDaniel et al.	D6/480
D461,337 S	*	8/2002	Stokes	D6/480
D465,111 S	*	11/2002	McDaniel et al.	D6/480
D513,676 S	*	1/2006	Vaaler	D6/480
D535,498 S	*	1/2007	Domack et al.	D6/480

OTHER PUBLICATIONS

Photograph of Ashley table, prior to Mar. 13, 2005.
In-store photograph of unknown table, prior to Mar. 13, 2005.

* cited by examiner

Primary Examiner—Janice E. Seeger
(74) *Attorney, Agent, or Firm*—Patterson, Thuente, Skaar & Christensen, P.A.

(57) **CLAIM**

The ornamental design for a table, as shown and described.

DESCRIPTION

FIG. 1 is a perspective view of a table according to an embodiment of the invention.

FIG. 2 is an overhead view of a table according to an embodiment of the invention.

FIG. 3 is a side view of a table according to an embodiment of the invention, the opposite side view being identical thereto.

FIG. 4 is an end view of a table according to an embodiment of the invention, the opposite end view being identical thereto.


FIG. 5 is a perspective view of a table according to a second embodiment of the invention.

FIG. 6 is an overhead view of a table according to a second embodiment of the invention.

FIG. 7 is a side view of a table according to a second embodiment of the invention, the opposite side view being identical thereto; and,

FIG. 8 is an end view of a table according to a second embodiment of the invention, the opposite end view being identical thereto.

1 Claim, 5 Drawing Sheets



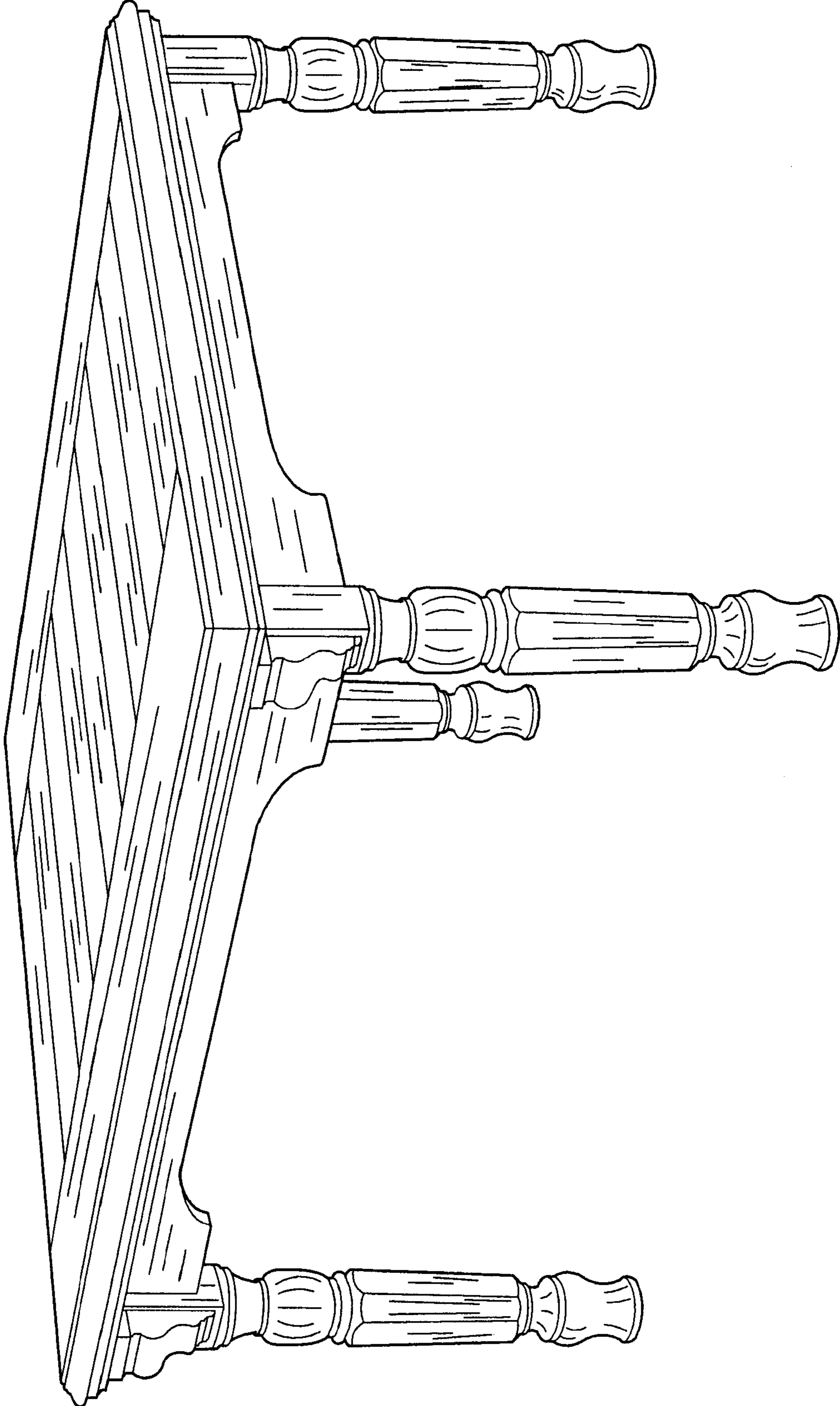


Fig. 1

Fig. 2

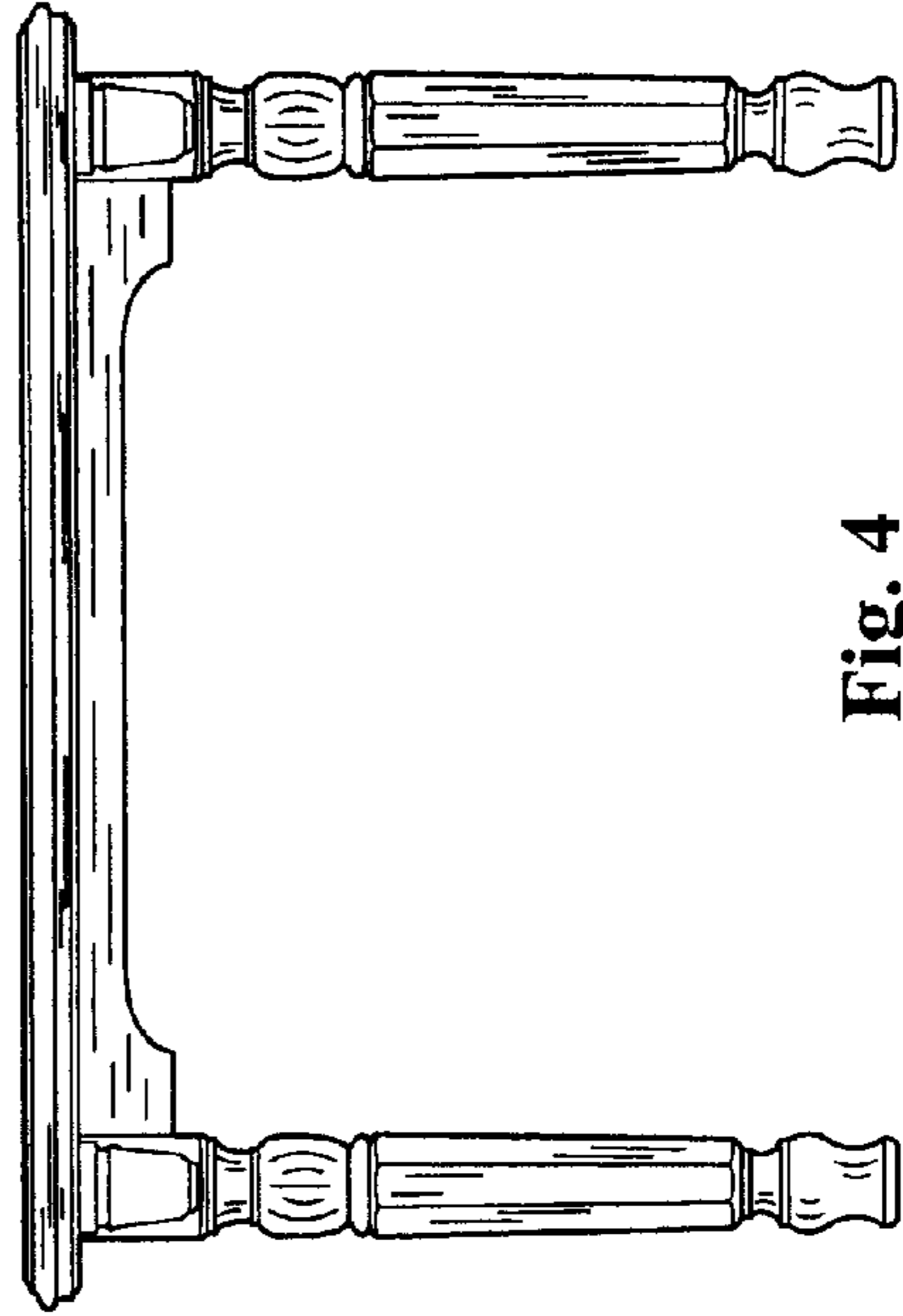



Fig. 4

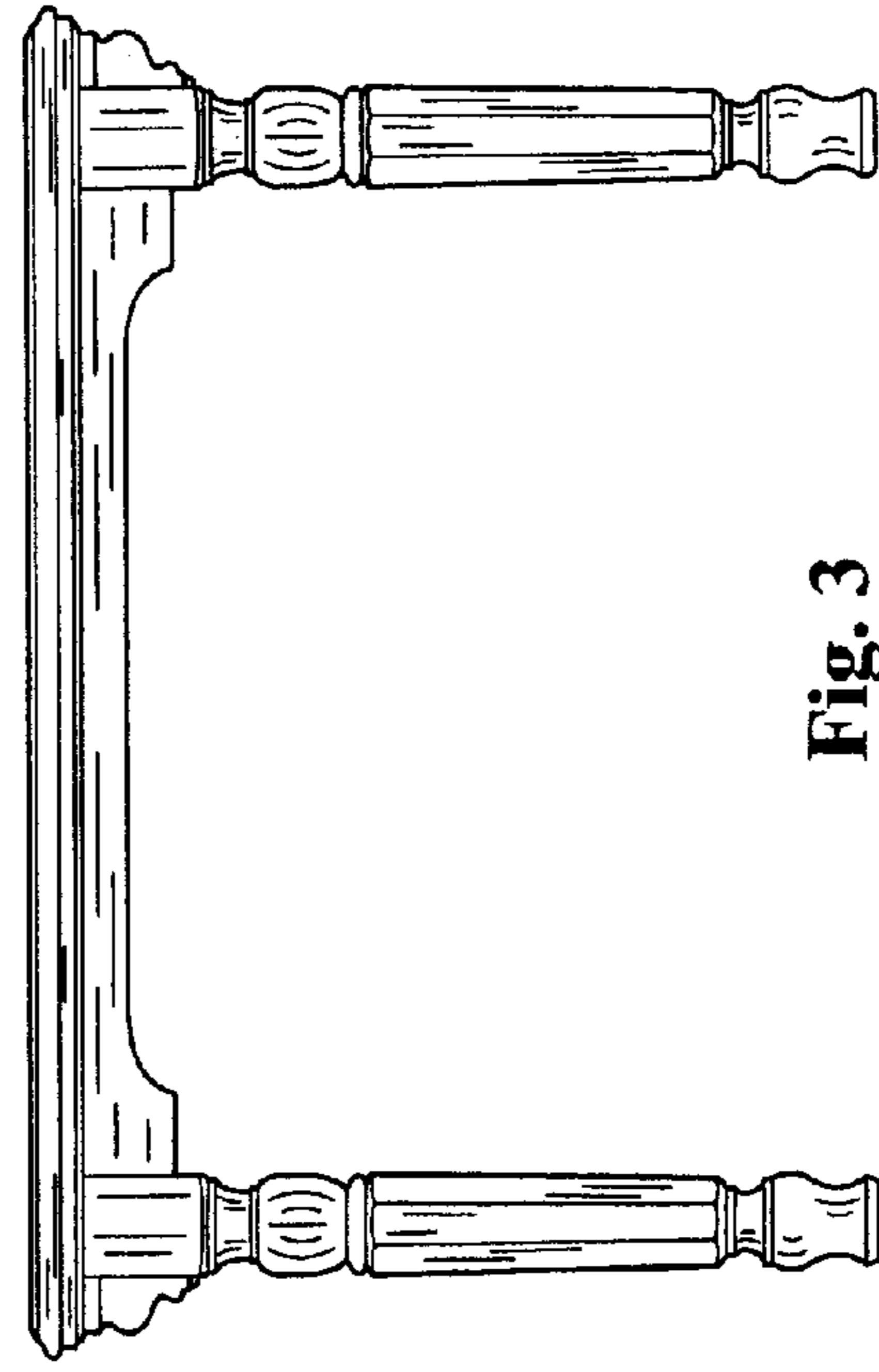


Fig. 3

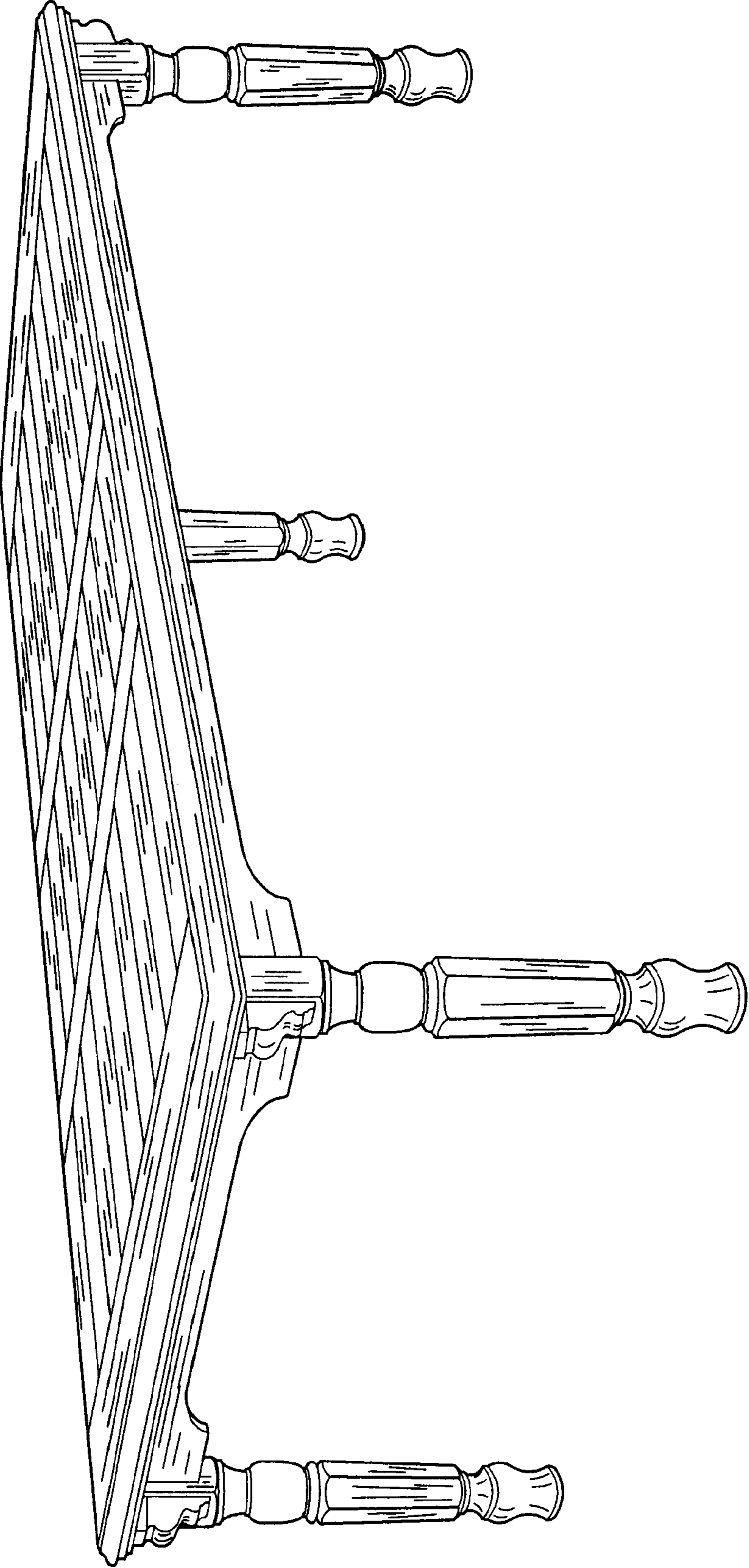


Fig. 5

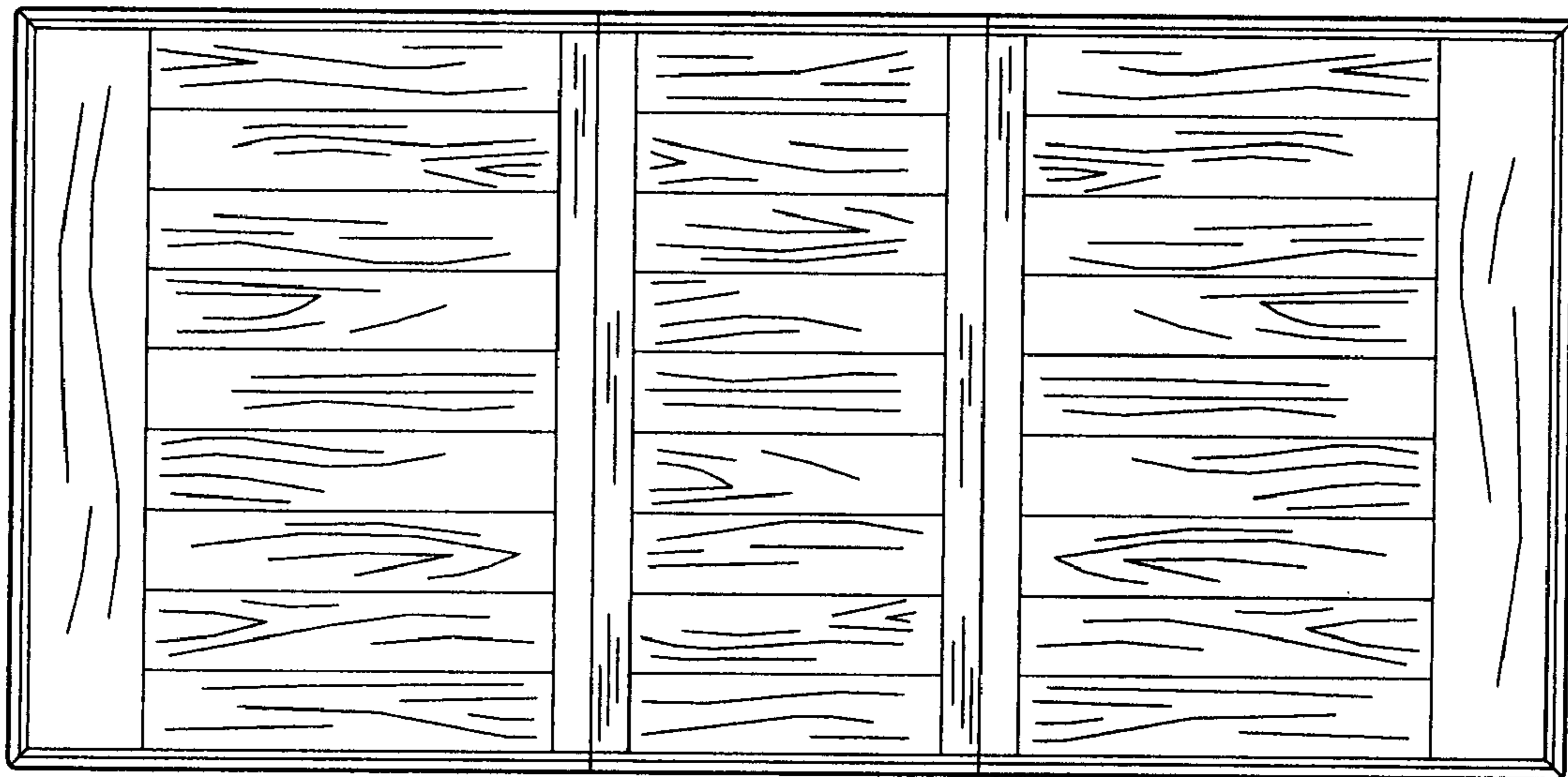


Fig. 6

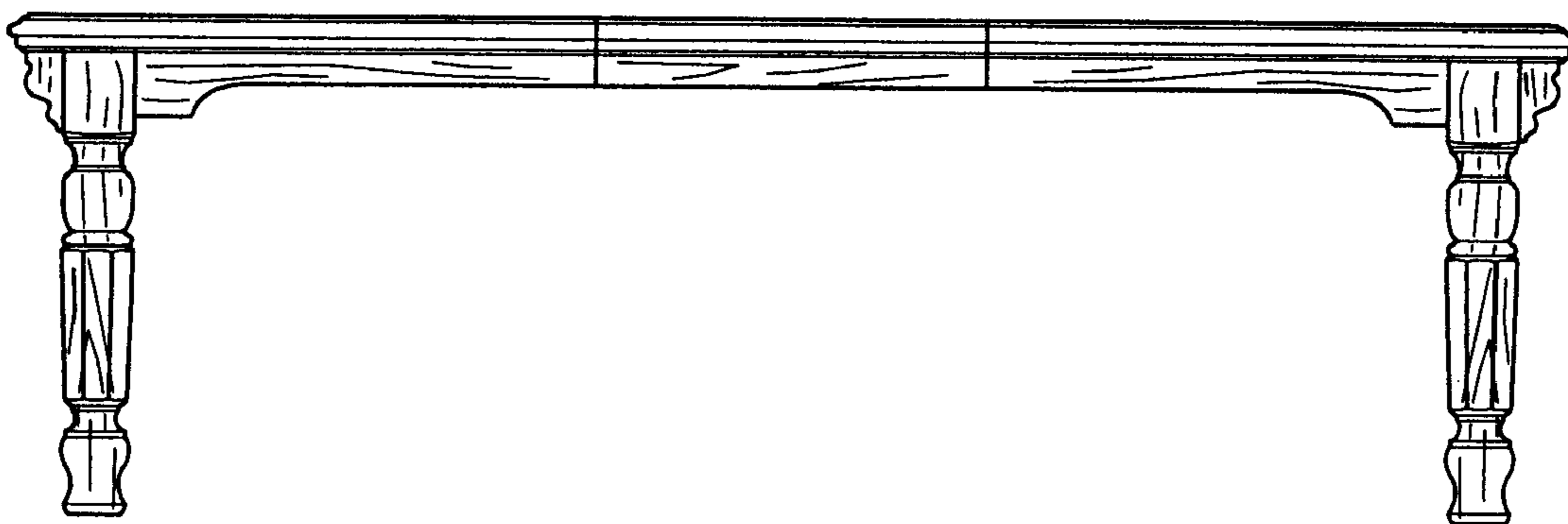


Fig. 7




Fig. 8

UNITED STATES PATENT AND TRADEMARK OFFICE
CERTIFICATE OF CORRECTION

PATENT NO. : Des. 552,891 S
APPLICATION NO. : 29/255827
DATED : October 16, 2007
INVENTOR(S) : Terry A. Everson and Randy D. Domack

Page 1 of 1

It is certified that error appears in the above-identified patent and that said Letters Patent is hereby corrected as shown below:

On Title page Item [56],

Under "Other Publications" please insert the following:

--In-Store photograph of unknown table, prior to March 13, 2005--
--In-Store photograph of unknown table, prior to March 13, 2005--

Signed and Sealed this

Seventeenth Day of June, 2008

A handwritten signature in black ink that reads "Jon W. Dudas". The signature is written in a cursive style with a large, looped initial "J".

JON W. DUDAS
Director of the United States Patent and Trademark Office