



US00D552888S

(12) **United States Design Patent**
Everson

(10) **Patent No.:** **US D552,888 S**

(45) **Date of Patent:** **** Oct. 16, 2007**

(54) **COCKTAIL TABLE**

(75) Inventor: **Terry A. Everson**, Blair, WI (US)

(73) Assignee: **Ashley Furniture Industries, Inc.**,
Arcadia, WI (US)

(**) Term: **14 Years**

(21) Appl. No.: **29/255,807**

(22) Filed: **Mar. 13, 2006**

(51) **LOC (8) Cl.** **06-03**

(52) **U.S. Cl.** **D6/480**

(58) **Field of Classification Search** D6/480-489,
D6/495, 497, 429-431, 511, 477; 108/153.1,
108/155, 156, 157.1, 161; 248/188, 188.1
See application file for complete search history.

(56) **References Cited**

U.S. PATENT DOCUMENTS

D350,452 S *	9/1994	Ward	D6/480
D450,492 S *	11/2001	Sabo et al.	D6/480
D502,617 S *	3/2005	Chang	D6/480
D511,057 S *	11/2005	Mohundro	D6/480
D525,055 S *	7/2006	Domack et al.	D6/480

OTHER PUBLICATIONS

Unknown, Table Nov. 2004, 1 page.
Ashley Product Catalog, Spring 2005, vol. 7, Series 1, Brennon,
T154-13, p. 257.
Photograph of table from <http://www.furniturefind.com>, prior to
Mar. 15, 2005.

In-store photograph of unknown table, Nov. 2004.
Paliser Furniture table, prior to Mar. 13, 2005.
Photograph of unknown table, prior to Mar. 13, 2005.

* cited by examiner

Primary Examiner—Janice E. Seeger
(74) *Attorney, Agent, or Firm*—Patterson, Thuente, Skaar &
Christensen, P.A.

(57) **CLAIM**

The ornamental design for a cocktail table, as shown and
described.

DESCRIPTION

FIG. 1 is a perspective view of a cocktail table according to
an embodiment of the invention.

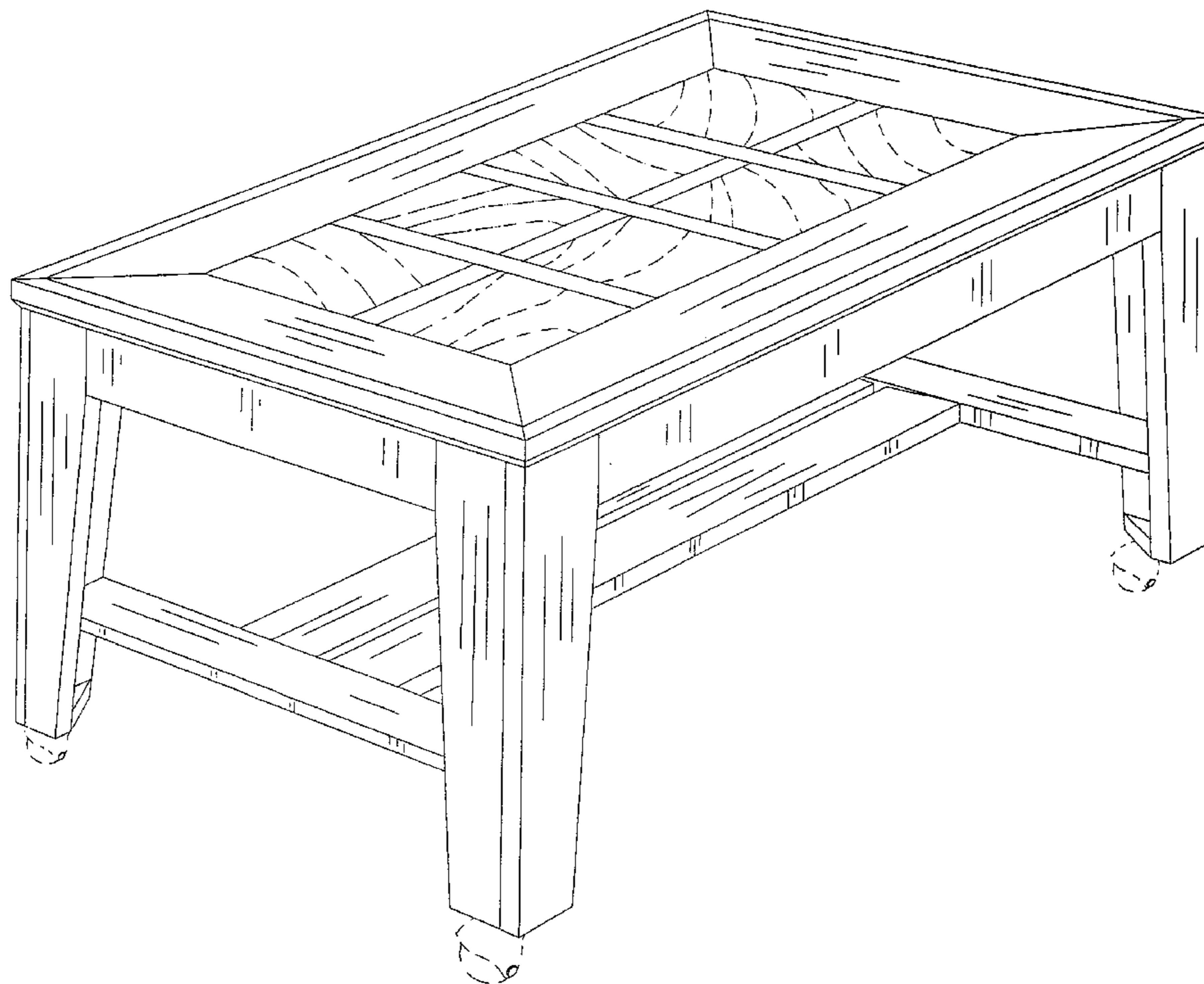
FIG. 2 is an overhead view of a cocktail table according to
an embodiment of the invention.

FIG. 3 is a side view of a cocktail table according to an
embodiment of the invention, wherein the opposite side is a
mirror-image thereto; and,

FIG. 4 is an end view of a cocktail table according to an
embodiment of the invention, wherein the opposite side is a
mirror-image thereto.

The dashed lines showing the casters and variations on the
tiles on the top of the table are for illustrative purposes only,
and form no part of the claimed invention.

1 Claim, 2 Drawing Sheets



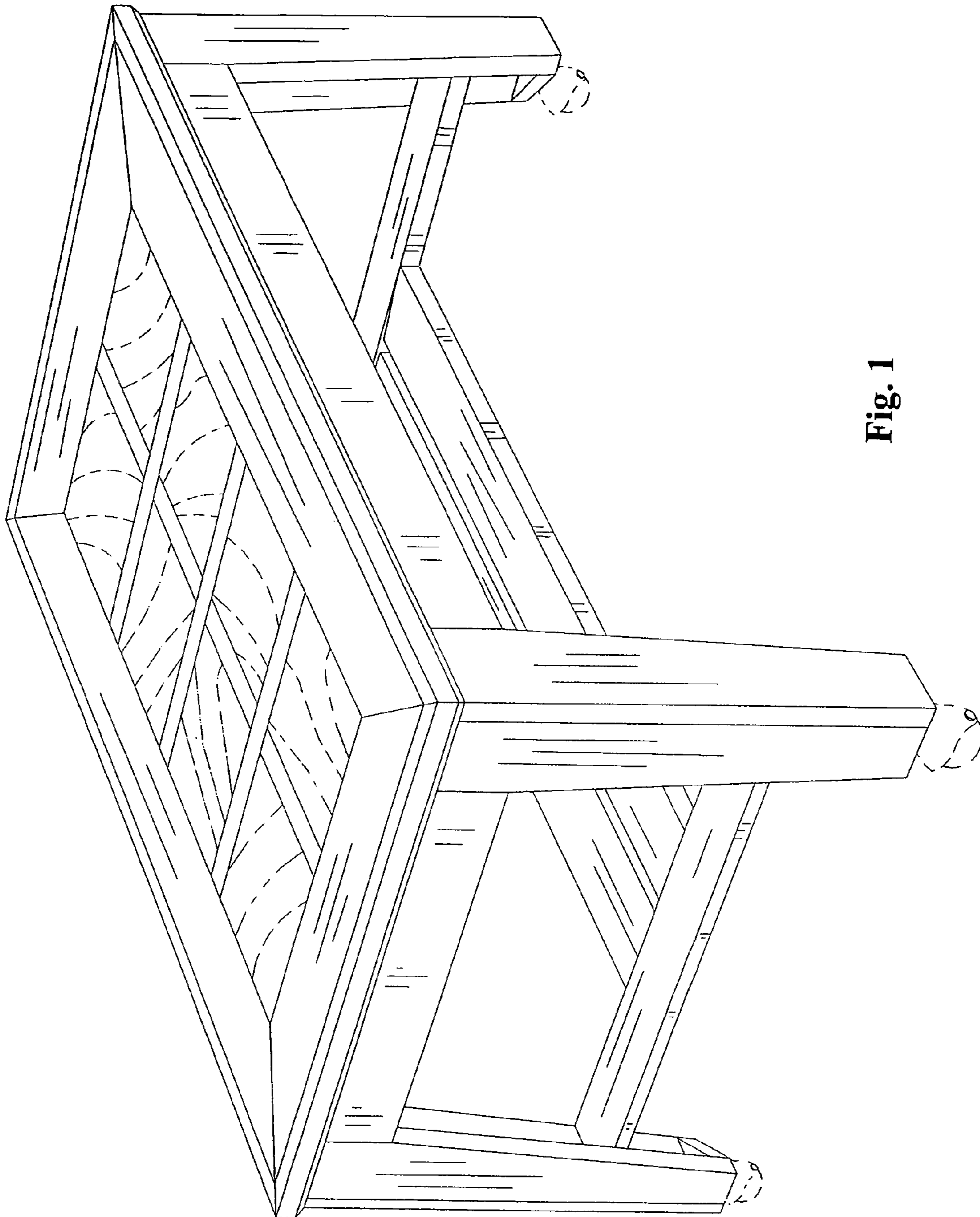


Fig. 1

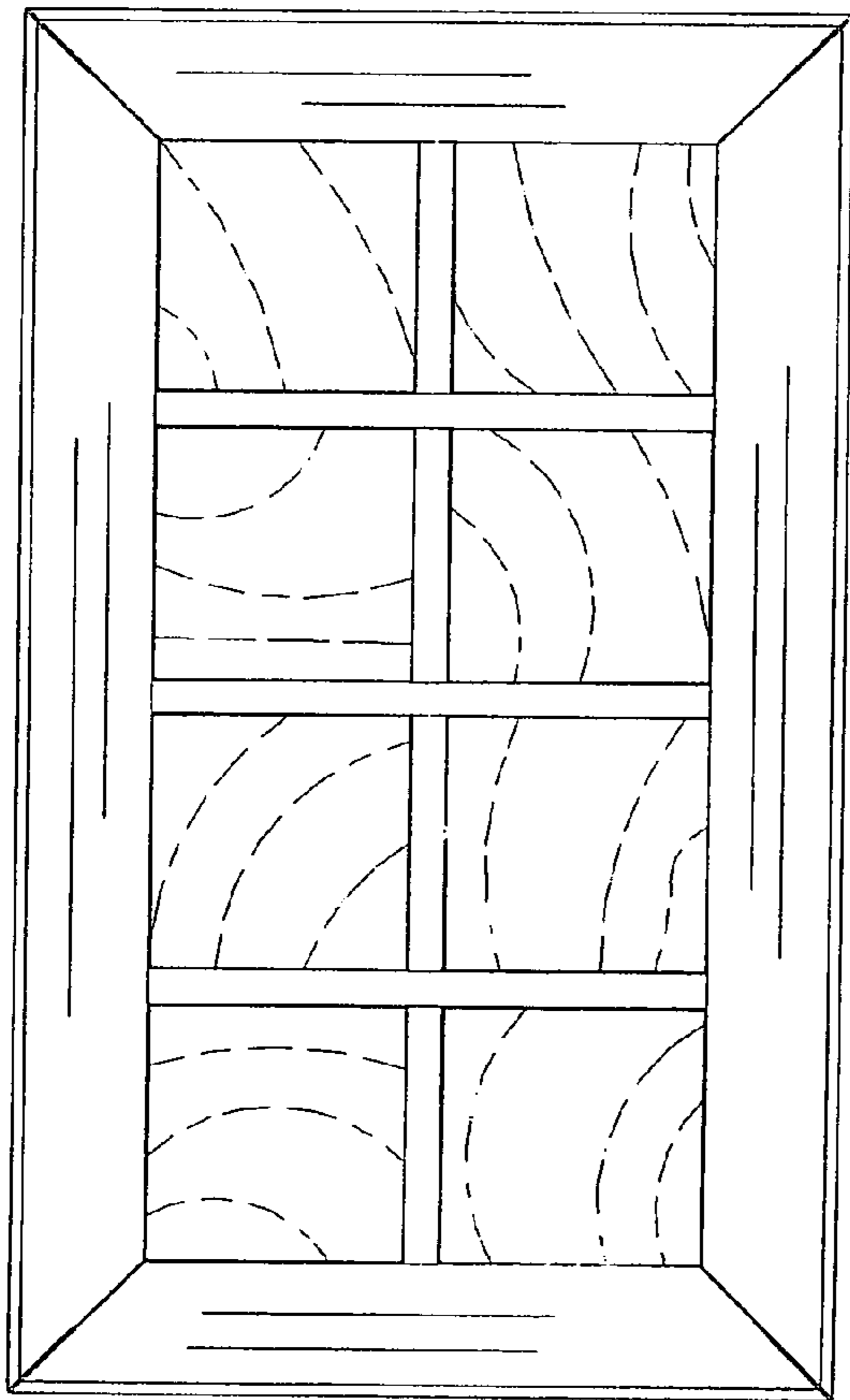


Fig. 2



Fig. 3




Fig. 4