



US00D552876S

(12) **United States Design Patent**
Kim

(10) **Patent No.:** **US D552,876 S**

(45) **Date of Patent:** **** Oct. 16, 2007**

(54) **SLOT FOR MULTIMEDIA FURNITURE**

2005/0150898 A1* 7/2005 Young et al. 221/53
2006/0102641 A1* 5/2006 Cittadino et al. 221/45

(75) Inventor: **Hyung J. Kim**, Lynnwood, WA (US)

* cited by examiner

(73) Assignee: **Slam Brands, Inc.**, Redmond, WA (US)

Primary Examiner—Cathron C. Brooks
Assistant Examiner—Kelley A. Donnelly

(**) Term: **14 Years**

(74) *Attorney, Agent, or Firm*—Amin, Turocy & Calvin, LLP; Thomas E. Watson

(21) Appl. No.: **29/247,814**

(22) Filed: **Jul. 13, 2006**

(57) **CLAIM**

(51) **LOC (8) Cl.** **06-04**

An ornamental design for a slot for multimedia furniture, as shown.

(52) **U.S. Cl.** **D6/407**

(58) **Field of Classification Search** D6/462,
D6/466, 491–492, 494, 509, 518, 522, 561,
D6/416–417, 438, 434, 630, 632, 408, 432,
D6/446, 448, 631; 221/45, 47, 48, 53
See application file for complete search history.

DESCRIPTION

(56) **References Cited**

U.S. PATENT DOCUMENTS

4,155,484	A *	5/1979	Pastore	221/35
D255,518	S *	6/1980	Logsdon	D6/448
D257,773	S *	1/1981	Loper et al.	D14/128
4,377,231	A *	3/1983	Murphy	220/4.26
D294,897	S *	3/1988	Wenkman	D6/448
D349,618	S *	8/1994	Barfield	D6/482
5,836,478	A *	11/1998	Weiss	221/309
D425,739	S *	5/2000	Jones et al.	D6/520
D431,735	S *	10/2000	Sullivan	D6/457

FIG. 1 is a perspective view of a slot design for multimedia tower;

FIG. 2 is a front view of the slot design for the multimedia tower shown in FIG. 1;

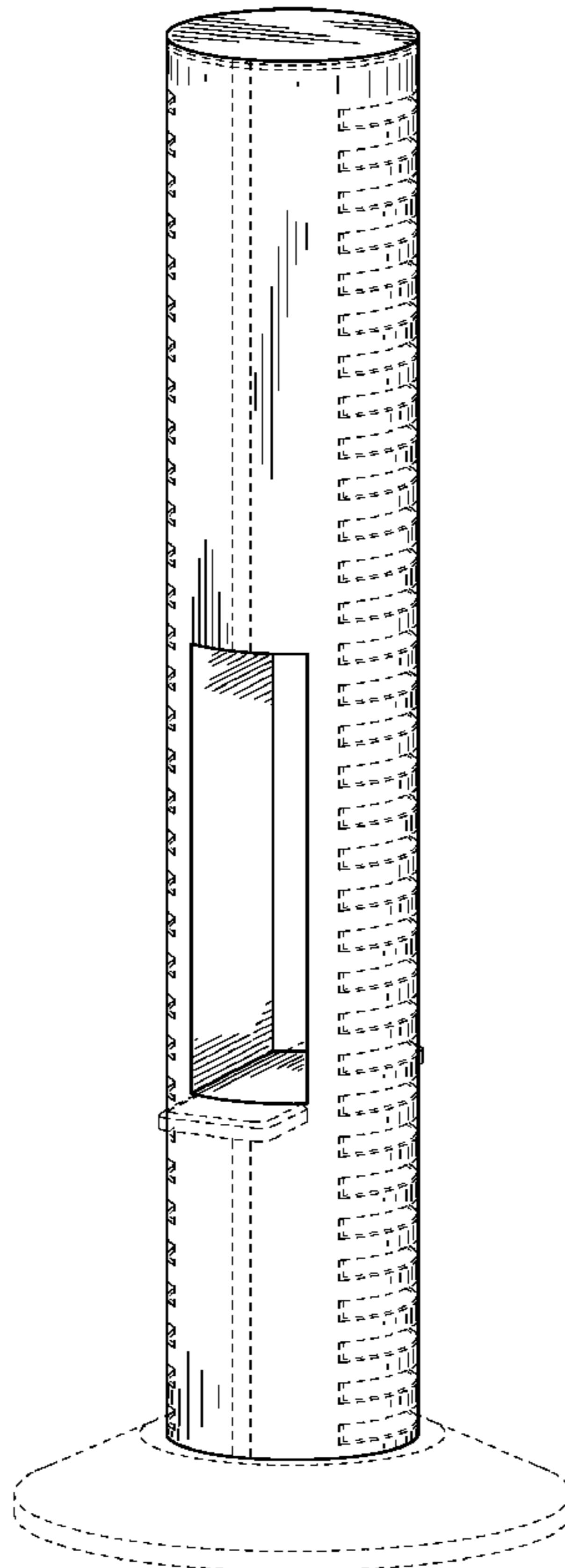
FIG. 3 is a side view of the slot design for the multimedia tower shown in FIG. 1;

FIG. 4 is a top view of the slot design for the multimedia tower shown in FIG. 1; and,

FIG. 5 is a bottom view of the slot design for the multimedia tower shown in FIG. 1.

The dashed lines in the drawings represent environmental furniture and form no part of the claimed design.

1 Claim, 4 Drawing Sheets



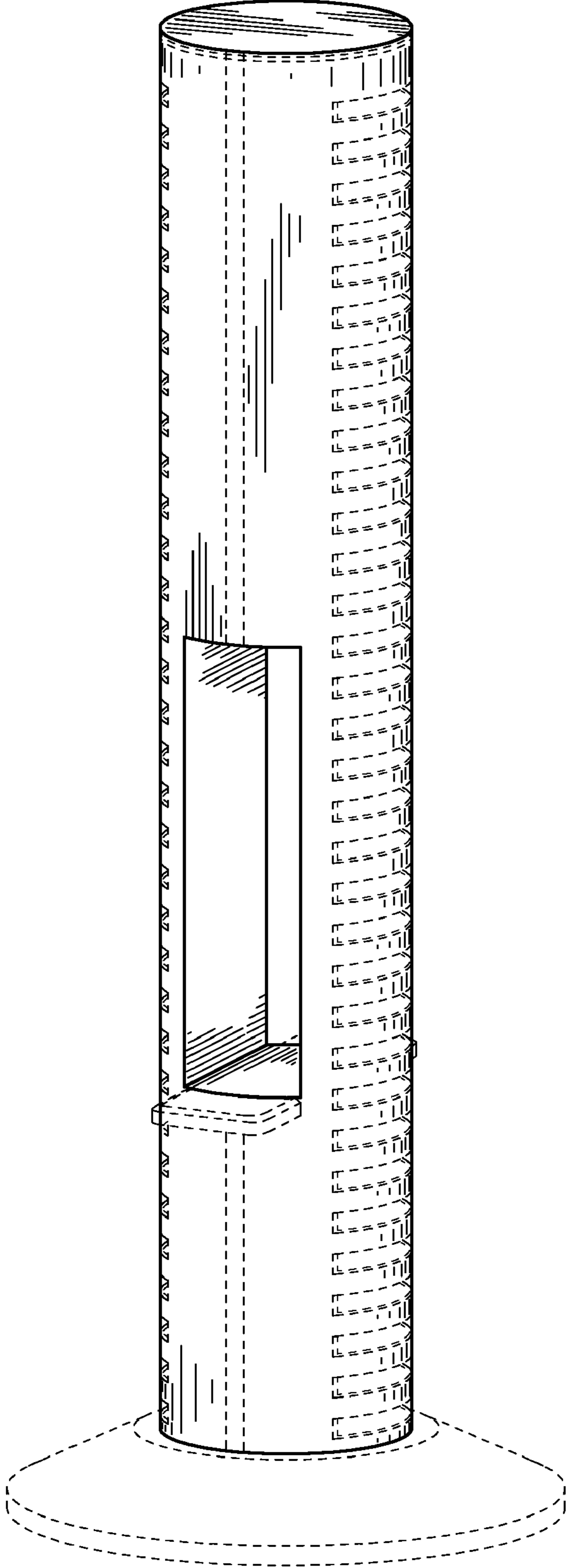


Fig. 1

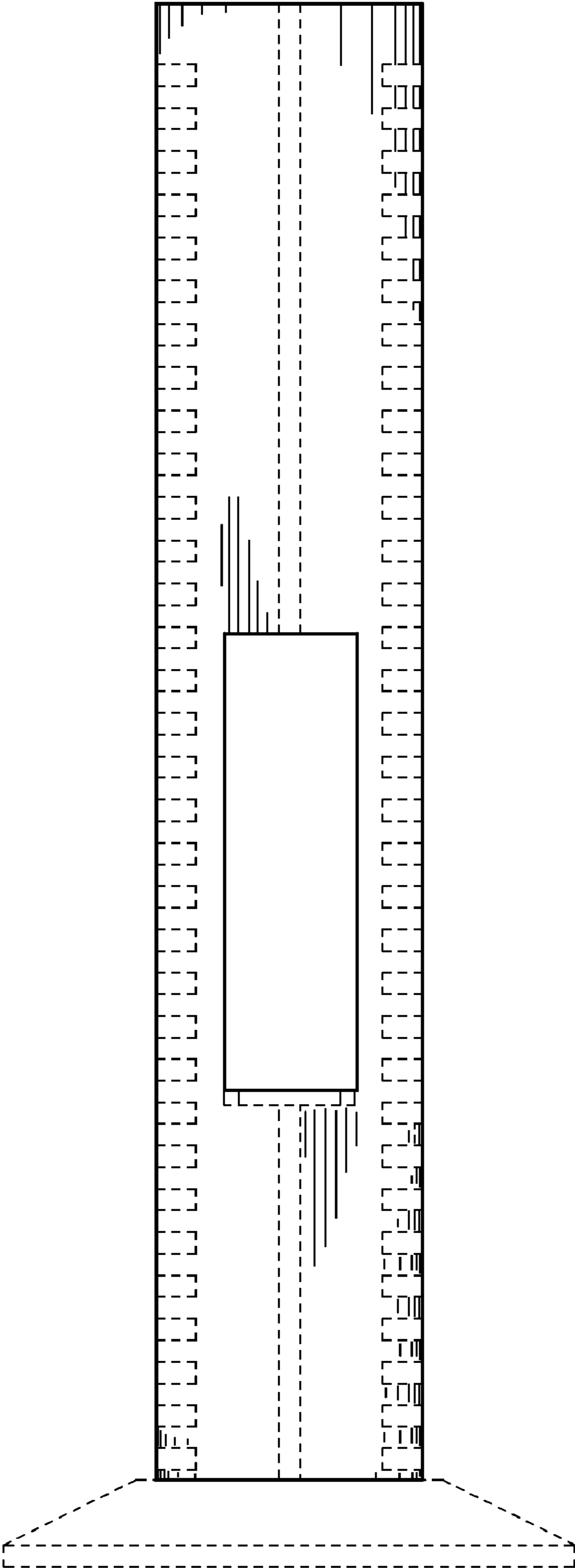


Fig. 2

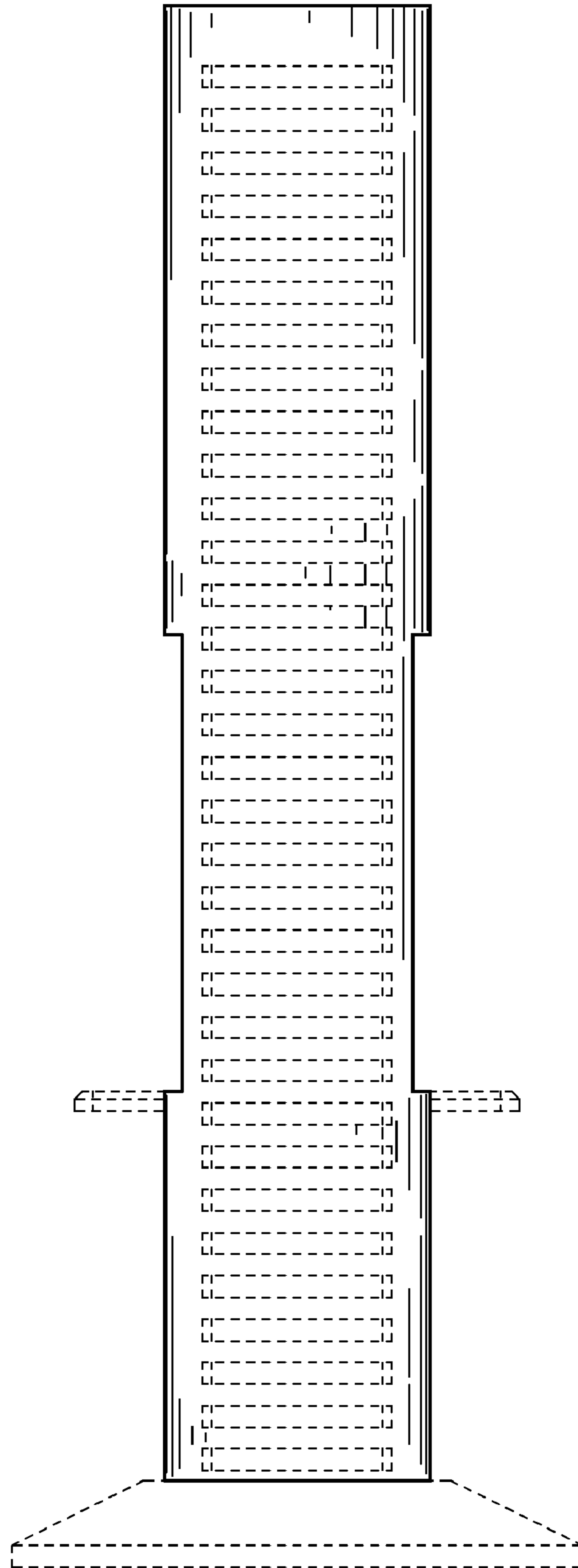


Fig. 3

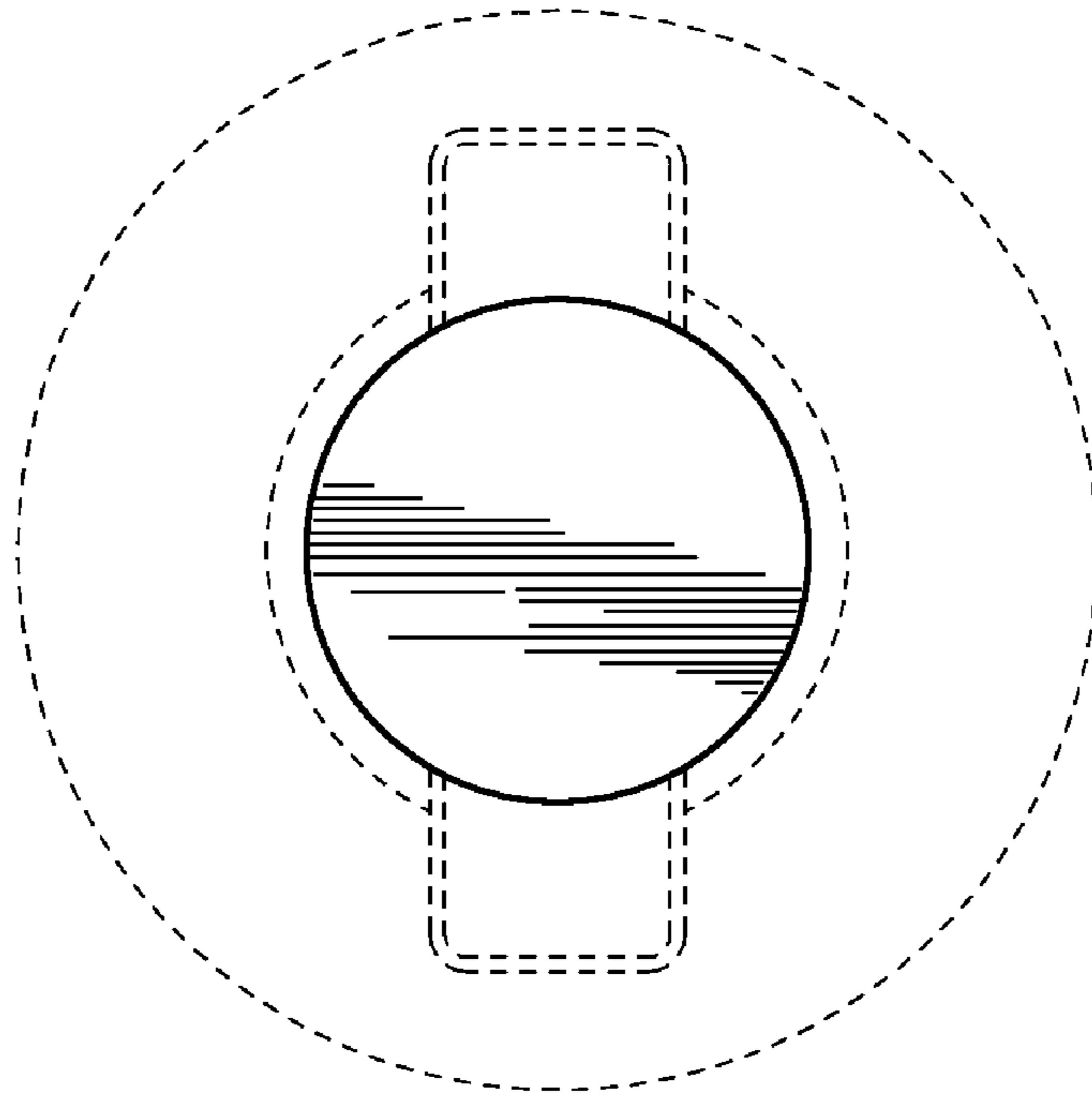


Fig. 4




Fig. 5