



US00D552870S

(12) **United States Design Patent**
Natuzzi

(10) **Patent No.:** **US D552,870 S**

(45) **Date of Patent:** **** Oct. 16, 2007**

(54) **SOFA**

(75) **Inventor:** **Pasquale Natuzzi**, Santeramo in Colle
Bari (IT)

(73) **Assignee:** **Natuzzi S.p.A.**, Bari (IT)

(**) **Term:** **14 Years**

(21) **Appl. No.:** **29/249,705**

(22) **Filed:** **Oct. 18, 2006**

(51) **LOC (8) Cl.** **06-01**

(52) **U.S. Cl.** **D6/381**

(58) **Field of Classification Search** D6/334-337,
D6/346, 377, 381, 500-502; 297/232, 445.1;
5/12.1, 12.2

See application file for complete search history.

(56) **References Cited**

U.S. PATENT DOCUMENTS

D158,492 S *	5/1950	Mont	D6/336
D255,513 S *	6/1980	Collins	D6/377
D310,143 S *	8/1990	Hopfer	D6/381
D427,445 S *	7/2000	Gomez	D6/377
D448,196 S *	9/2001	Gomez	D6/377

D484,712 S *	1/2004	Gomez	D6/377
D484,713 S *	1/2004	Gomez	D6/381
D534,007 S *	12/2006	Nicoletti	D6/381

* cited by examiner

Primary Examiner—Sandra Snapp

(74) *Attorney, Agent, or Firm*—Egbert Law Offices

(57) **CLAIM**

I claim the ornamental design for a sofa, as shown and described.

DESCRIPTION

FIG. 1 is a front perspective view of the sofa showing my design;

FIG. 2 is top perspective view thereof;


FIG. 3 is a back perspective view thereof;

FIG. 4 is a side view thereof; and,

FIG. 5 is another side view, showing an opposite side thereof.

The broken lines shown on the sofa are understood to represent stitching.

1 Claim, 3 Drawing Sheets






FIG. 1




FIG. 2




FIG. 3




FIG. 4




FIG. 5