



US00D552851S

(12) **United States Design Patent**  
**Abrahamian**

(10) **Patent No.:** **US D552,851 S**

(45) **Date of Patent:** **\*\* Oct. 16, 2007**

(54) **FOLDING MIRROR**

(76) Inventor: **David J. Abrahamian**, 4A Farmington Chase, Farmington, CT (US) 06032

(\*\*) Term: **14 Years**

(21) Appl. No.: **29/269,373**

(22) Filed: **Nov. 29, 2006**

(51) **LOC (8) Cl.** ..... **06-07**

(52) **U.S. Cl.** ..... **D6/301**

(58) **Field of Classification Search** ..... D6/309-314, D6/300-302, 332; 40/700, 711, 714, 722, 40/727, 729-733, 790, 798; 281/38; D26/37-50; D28/64.5, 64.1, 82-83; D3/294, 275, 201  
See application file for complete search history.

(56) **References Cited**

**U.S. PATENT DOCUMENTS**

2,201,251 A	5/1940	Van Patten	240/4.2
3,132,432 A *	5/1964	Yee	40/730
3,187,629 A	6/1965	Rowell	88/90
3,292,285 A *	12/1966	Kitayama	40/701
4,269,206 A	5/1981	Boyd	132/79 F
4,271,618 A *	6/1981	Lyman	40/733
4,934,739 A *	6/1990	Stancato	281/38
D329,719 S	9/1992	Carranza	D28/64.6
5,357,377 A	10/1994	Payne, Jr. et al.	359/855
D364,042 S *	11/1995	Chavez et al.	D6/314
D370,129 S	5/1996	Freudenfeld	D6/301

D406,468 S *	3/1999	Byers	D6/312
5,887,373 A	3/1999	Byers	40/733
6,203,161 B1	3/2001	Busch et al.	359/844
6,293,681 B1	9/2001	Frank	359/871

\* cited by examiner

*Primary Examiner*—Caron D. Veynar  
*Assistant Examiner*—Sydney R. Buffalow  
(74) *Attorney, Agent, or Firm*—Alix, Yale & Ristas, LLP

(57) **CLAIM**

The ornamental design for a folding mirror, as shown and described.

**DESCRIPTION**

FIG. 1 is a perspective view of a folding mirror showing my new design;  
FIG. 2 is a front view of the mirror of FIG. 1;  
FIG. 3 is a rear view of the mirror of FIG. 1;  
FIG. 4 is a right side view of the mirror of FIG. 1;  
FIG. 5 is a left side view of the mirror of FIG. 1;  
FIG. 6 is a top view of the mirror of FIG. 1;  
FIG. 7 is a bottom view of the mirror of FIG. 1;  
FIG. 8 is a perspective view of the mirror of FIG. 1 showing the mirror in an open configuration; and,  
FIG. 9 is a front view of the mirror of FIG. 8.

**1 Claim, 6 Drawing Sheets**

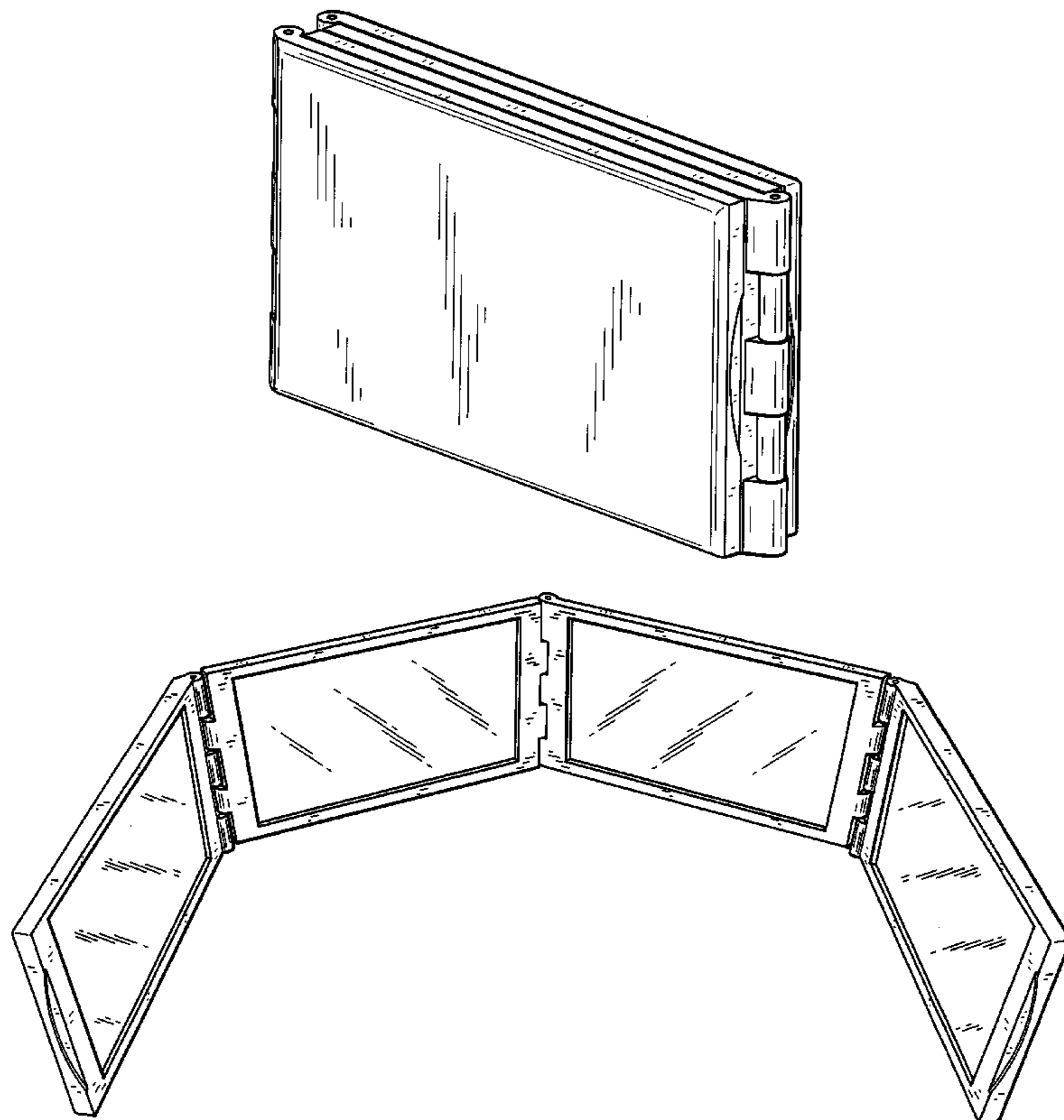


FIG. 1

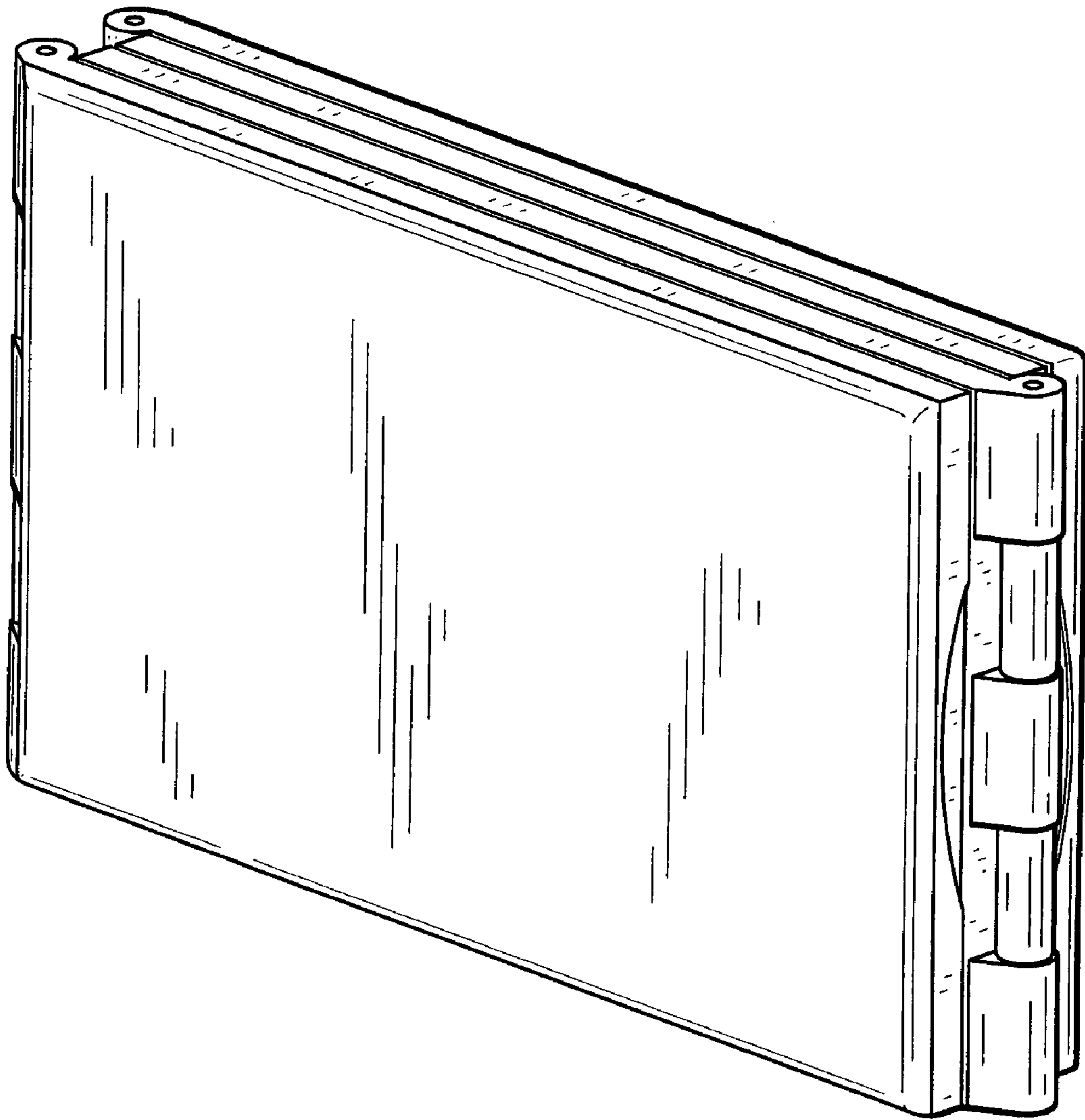


FIG. 2




FIG. 3




FIG. 4

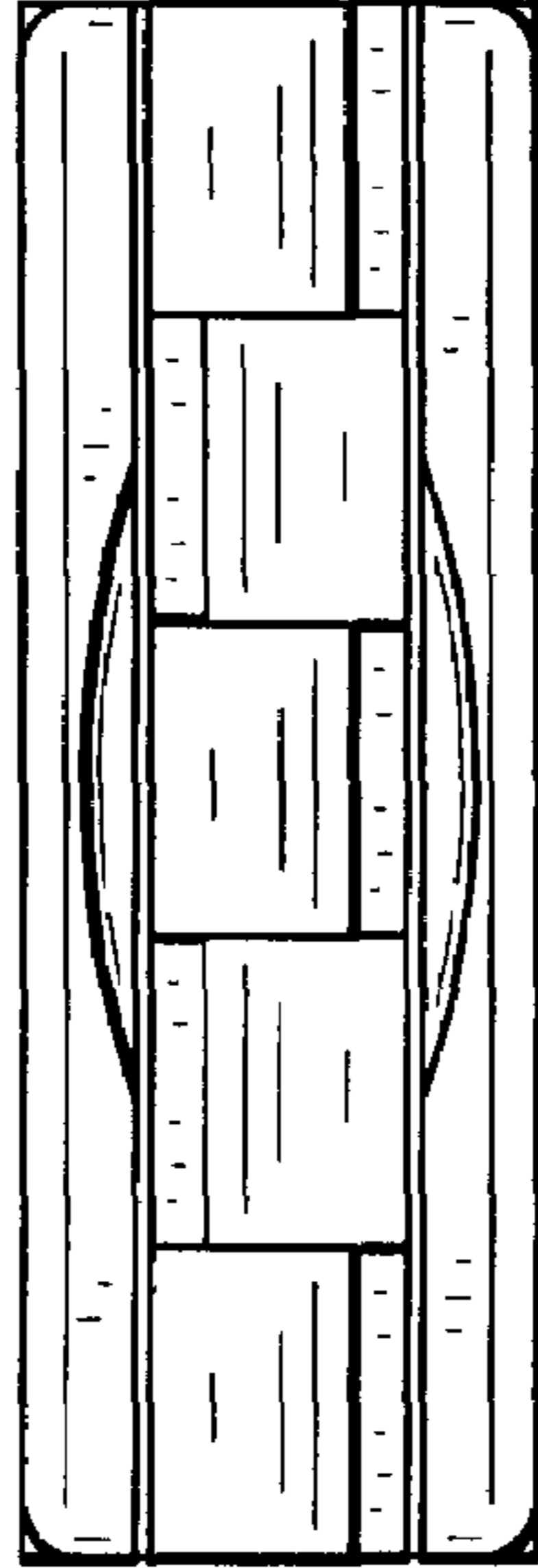


FIG. 5

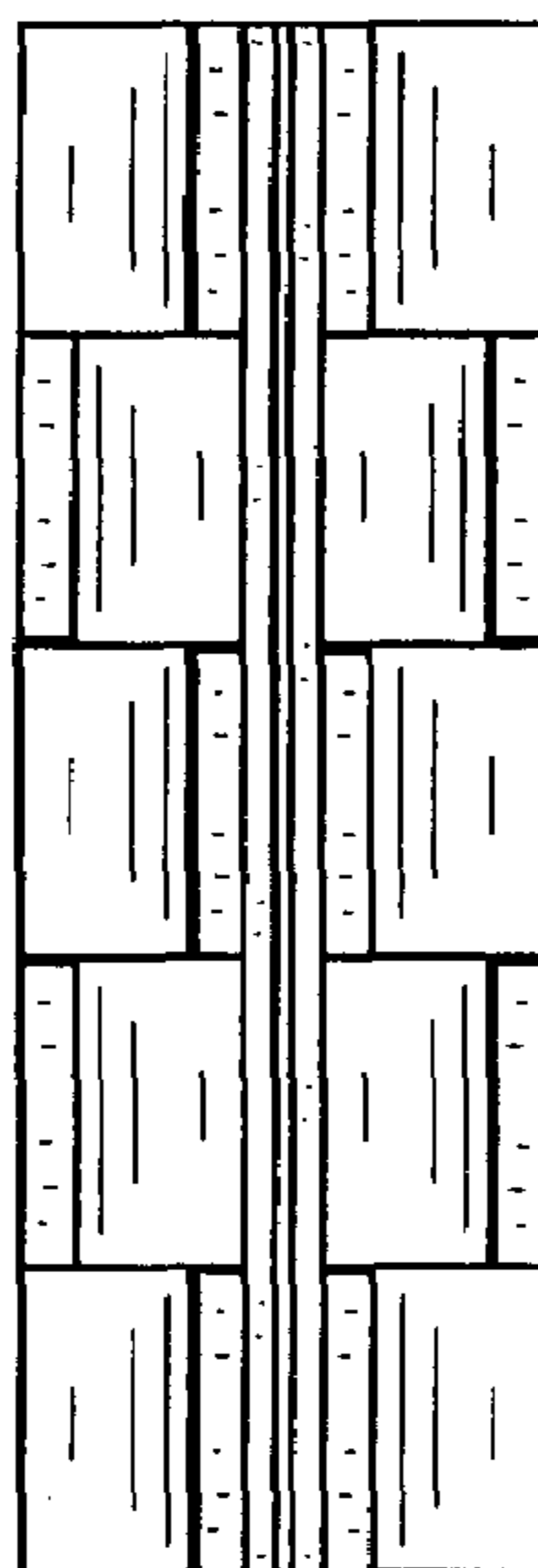


FIG. 6

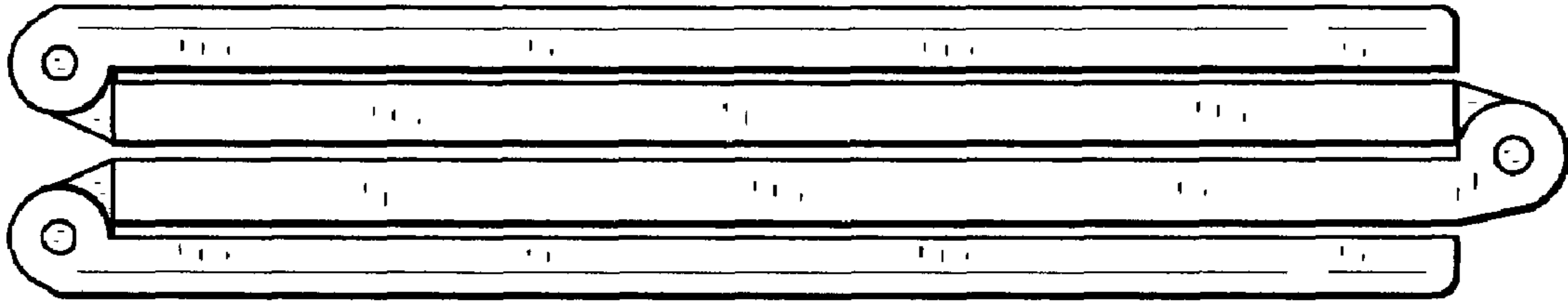


FIG. 7

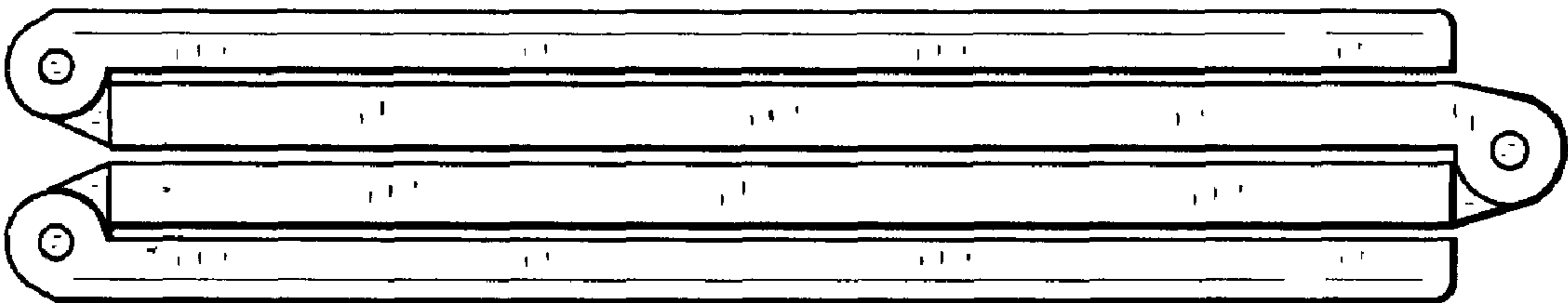


FIG. 8

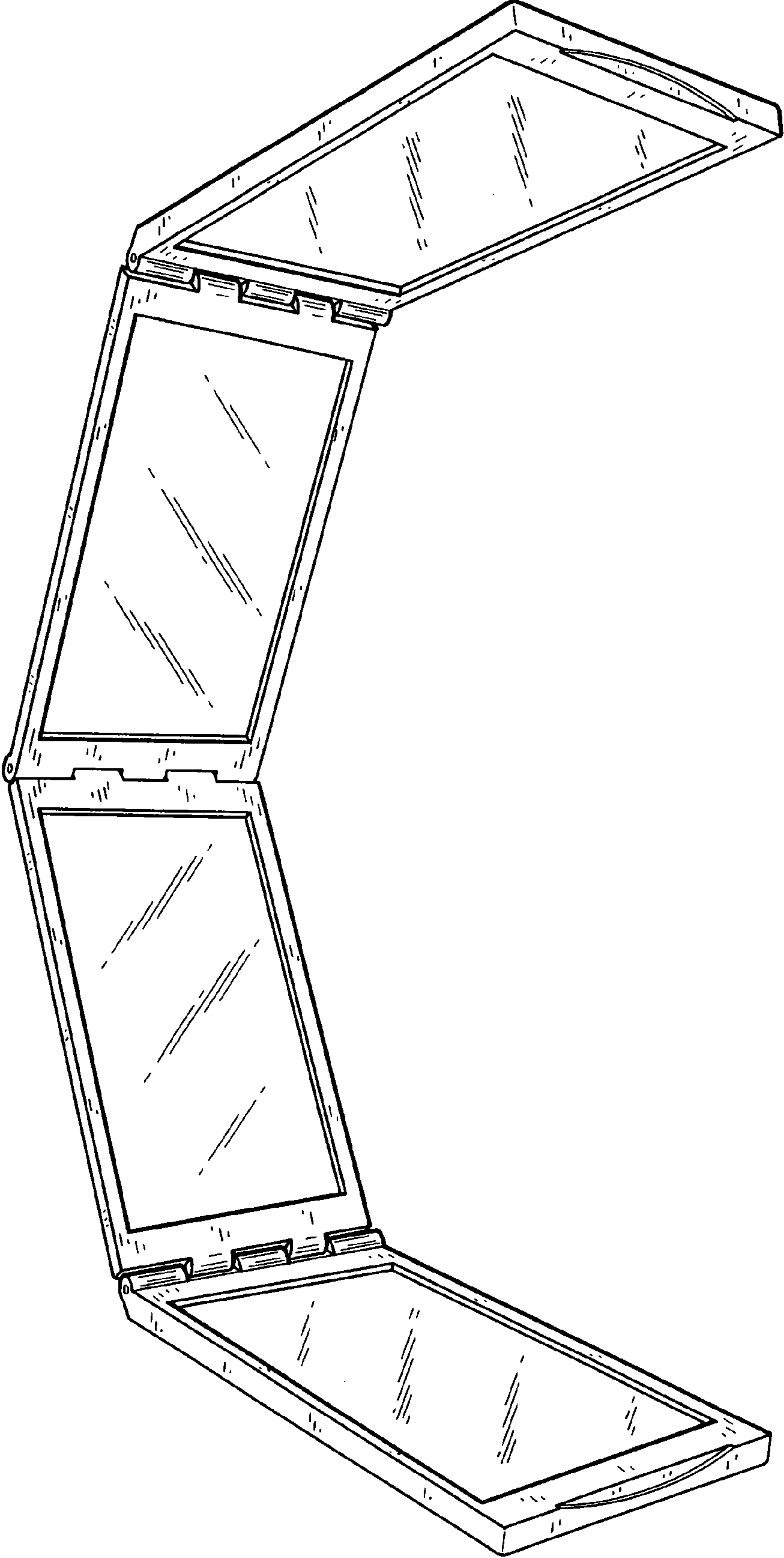


FIG. 9

