



US00D552848S

(12) **United States Design Patent**
Ellerby et al.

(10) **Patent No.:** **US D552,848 S**
(45) **Date of Patent:** **** Oct. 16, 2007**

(54) **BILLIARD CUE BAG**

(57) **CLAIM**

(76) Inventors: **Sarah Ellerby**, 5036 Dr. Phillips Blvd.,
Suite 114, Orlando, FL (US) 32819;
Linda Chen, 5036 Dr. Phillips Blvd.,
Suite 114, Orlando, FL (US) 32819

The ornamental design for a billiard cue bag, as shown and described.

(**) Term: **14 Years**

DESCRIPTION

(21) Appl. No.: **29/253,403**

FIG. 1 is a front perspective view of a billiard cue bag showing our new design;

(22) Filed: **Feb. 6, 2006**

FIG. 2 is a bottom perspective view of the billiard cue bag showing our new design;

(51) **LOC (8) Cl.** **03-01**

(52) **U.S. Cl.** **D3/254; D3/283**

FIG. 3 is a right side elevation view of the billiard cue bag showing our new design;

(58) **Field of Classification Search** D3/204,
D3/254, 260–261, 265, 269, 273, 276, 283,
D3/289, 293–294, 904; 206/315.1, 315.11,
206/579

FIG. 4 is a left side elevation view of the billiard cue bag showing our new design;

See application file for complete search history.

FIG. 5 is a front view of the billiard cue bag showing our new design;

(56) **References Cited**

FIG. 6 is a rear view of the billiard cue bag showing our new design;

U.S. PATENT DOCUMENTS

- D275,717 S * 10/1984 Carr D3/257
- D333,566 S * 3/1993 Landreau D3/283
- D367,173 S * 2/1996 Trihus D3/317

FIG. 7 is a top view of the billiard cue bag showing our new design;

(Continued)

FIG. 8 is bottom view of the billiard cue bag showing our new design; and,

OTHER PUBLICATIONS

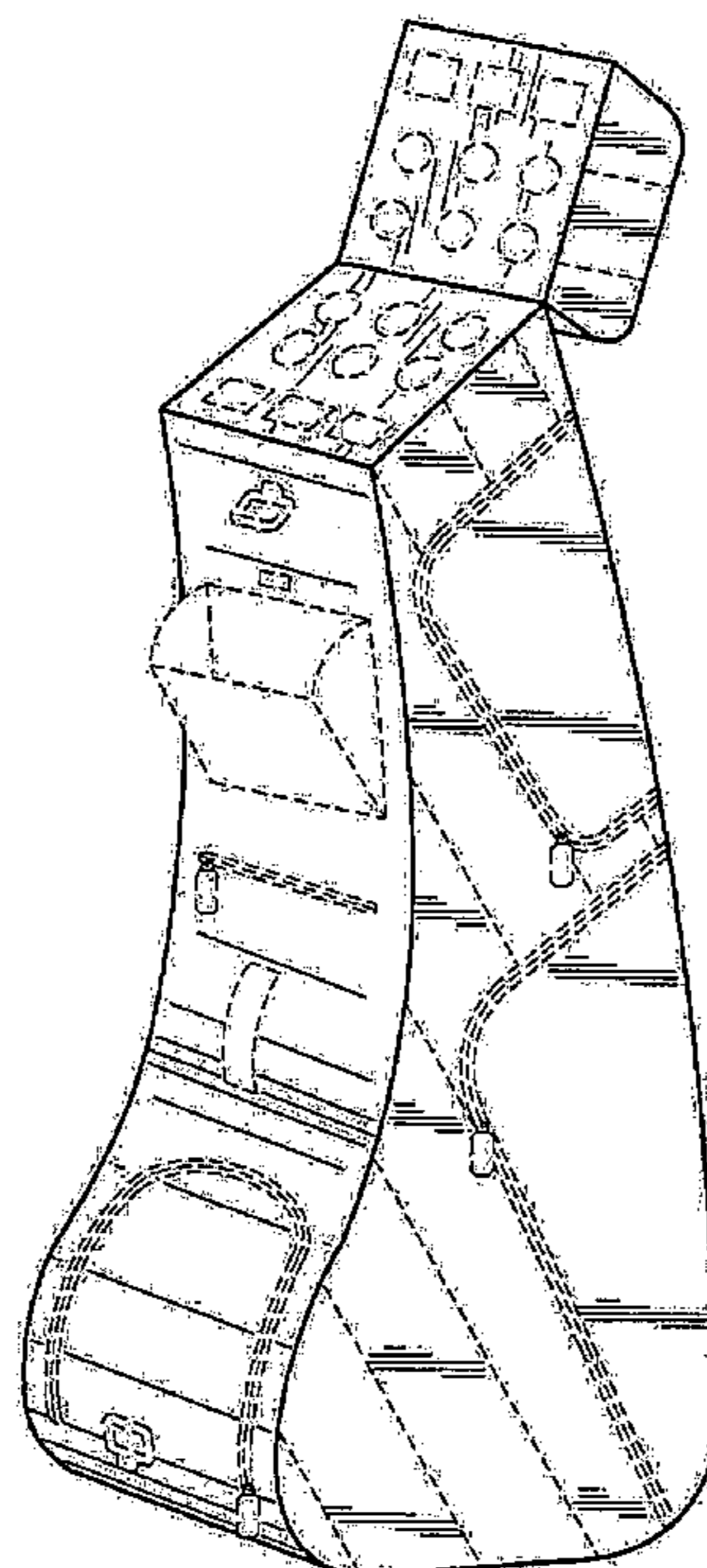
PC16-12 Butt/24 Shaft Porper Square Cue Case w/Wheels from Mueller Recreational Products. Downloaded May 18, 2007 at <http://www.poolndarts.com/p-5741--Butt-Shaft-Porper-Square-Cue-Case-w-Wheels/>.*

FIG. 9 is a perspective view of the billiard cue bag in an open position showing our new design.

The parallel oblique broken lines indicating stitching, that appear on the right and left sides of the billiard cue bag in FIGS. 1–4 and 9, form part of the claimed design. The remaining broken lines shown in all figures—defining pockets, zippers, holes, and other features—are for illustrative purposes only and form no part of the claimed design.

Primary Examiner—Philip S. Hyder
Assistant Examiner—RoseLynne (Ulm) Cody
(74) *Attorney, Agent, or Firm*—Matthew G. McKinney

1 Claim, 4 Drawing Sheets



US D552,848 S

Page 2

U.S. PATENT DOCUMENTS

D453,071 S *	1/2002	Chen	D3/265	D506,866 S *	7/2005	Catania	D3/269
D455,261 S *	4/2002	Browne	D3/265	D509,956 S *	9/2005	Lin	D3/254
D465,325 S *	11/2002	Lin	D3/254	D528,789 S *	9/2006	Calhoun	D3/254
6,561,348 B2 *	5/2003	Kuo	206/315.1	D530,085 S *	10/2006	Quinnan	D3/260
6,640,970 B1 *	11/2003	Townsend, Jr.	206/315.2	2004/0026281 A1 *	2/2004	Boardman et al.	206/315.3
D482,862 S *	12/2003	Izen et al.	D3/204	2006/0196791 A1 *	9/2006	Evans et al.	206/315.1
D489,172 S *	5/2004	Izen et al.	D3/204	2006/0289319 A1 *	12/2006	Lin	206/315.1

* cited by examiner

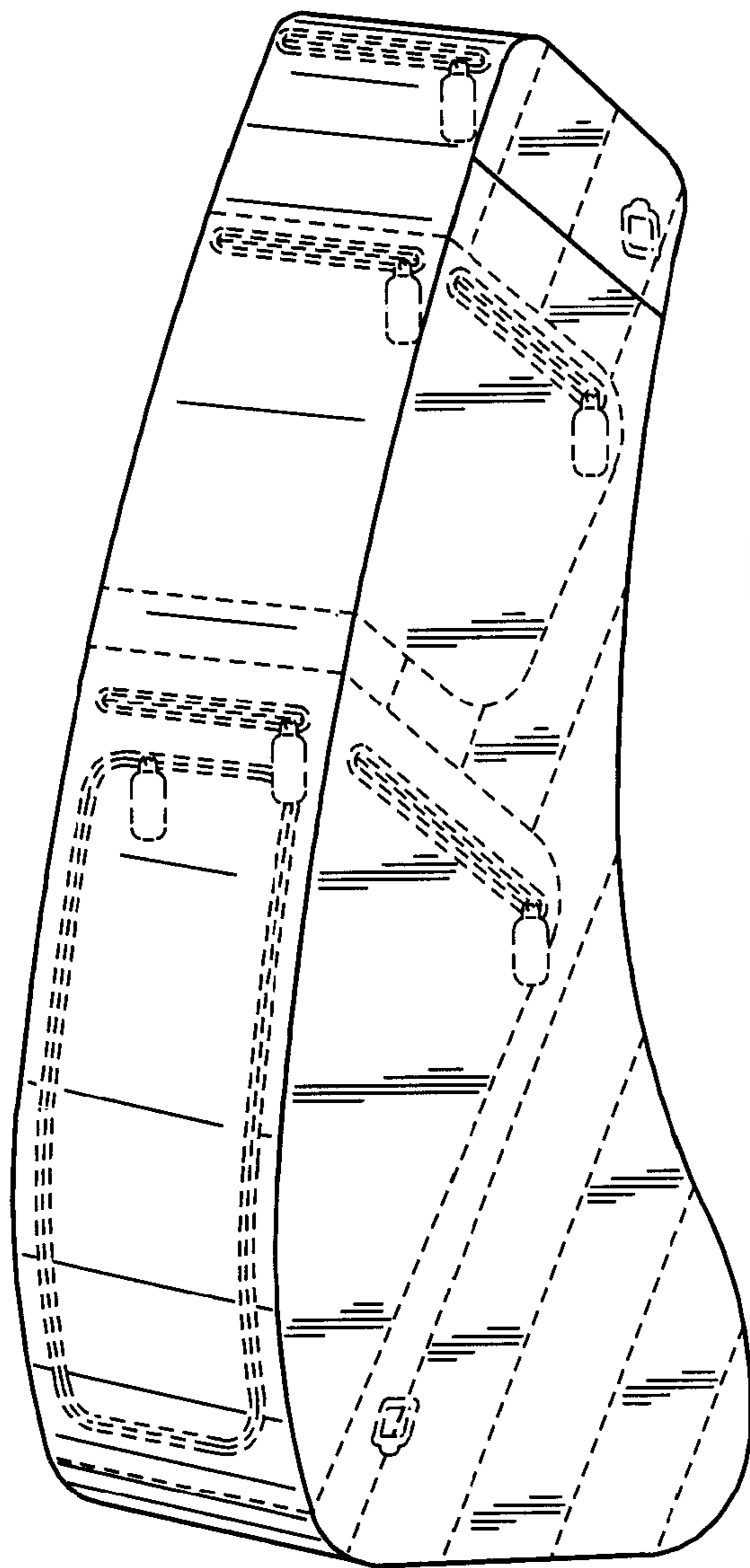


FIG. 1

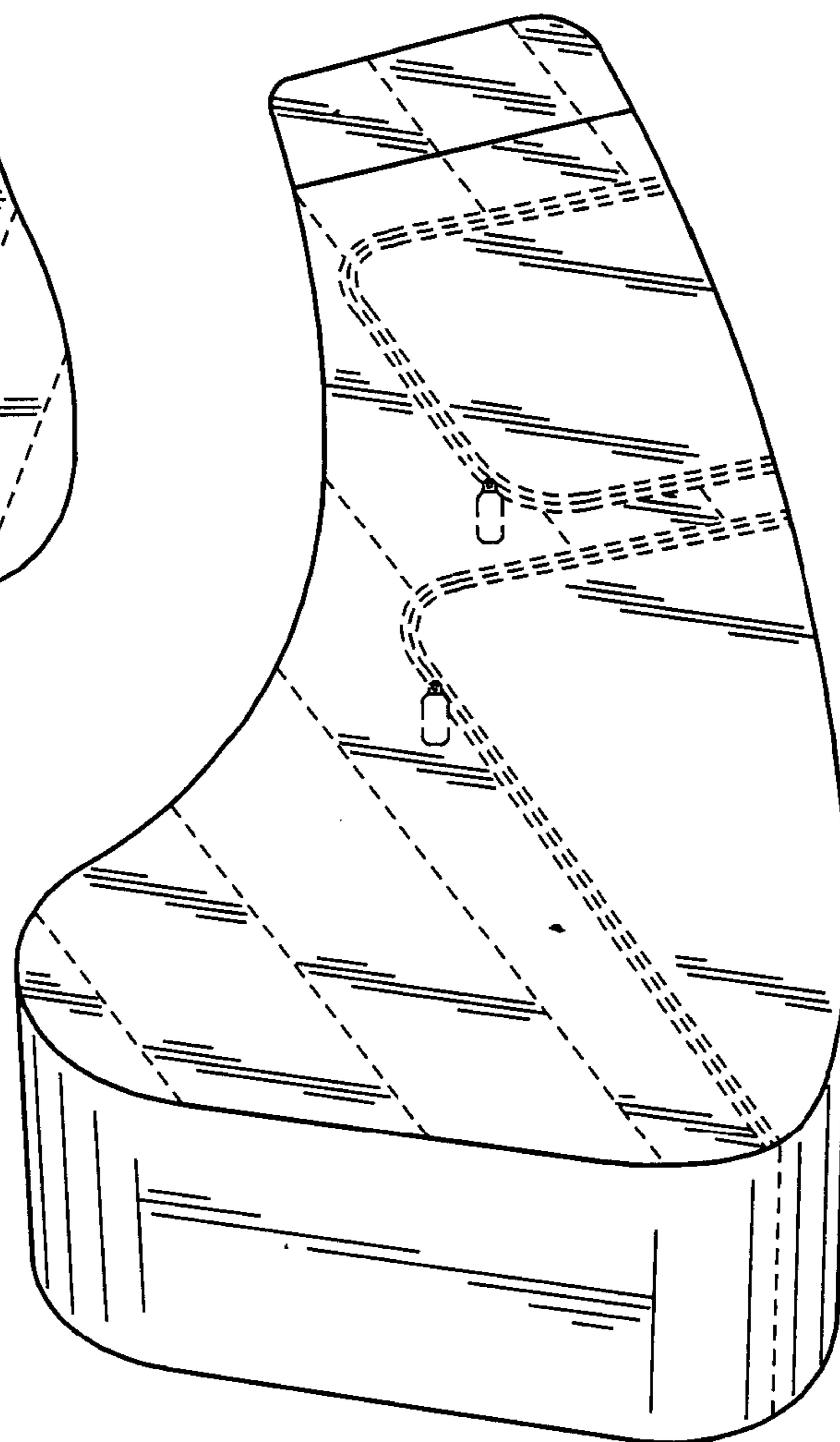


FIG. 2

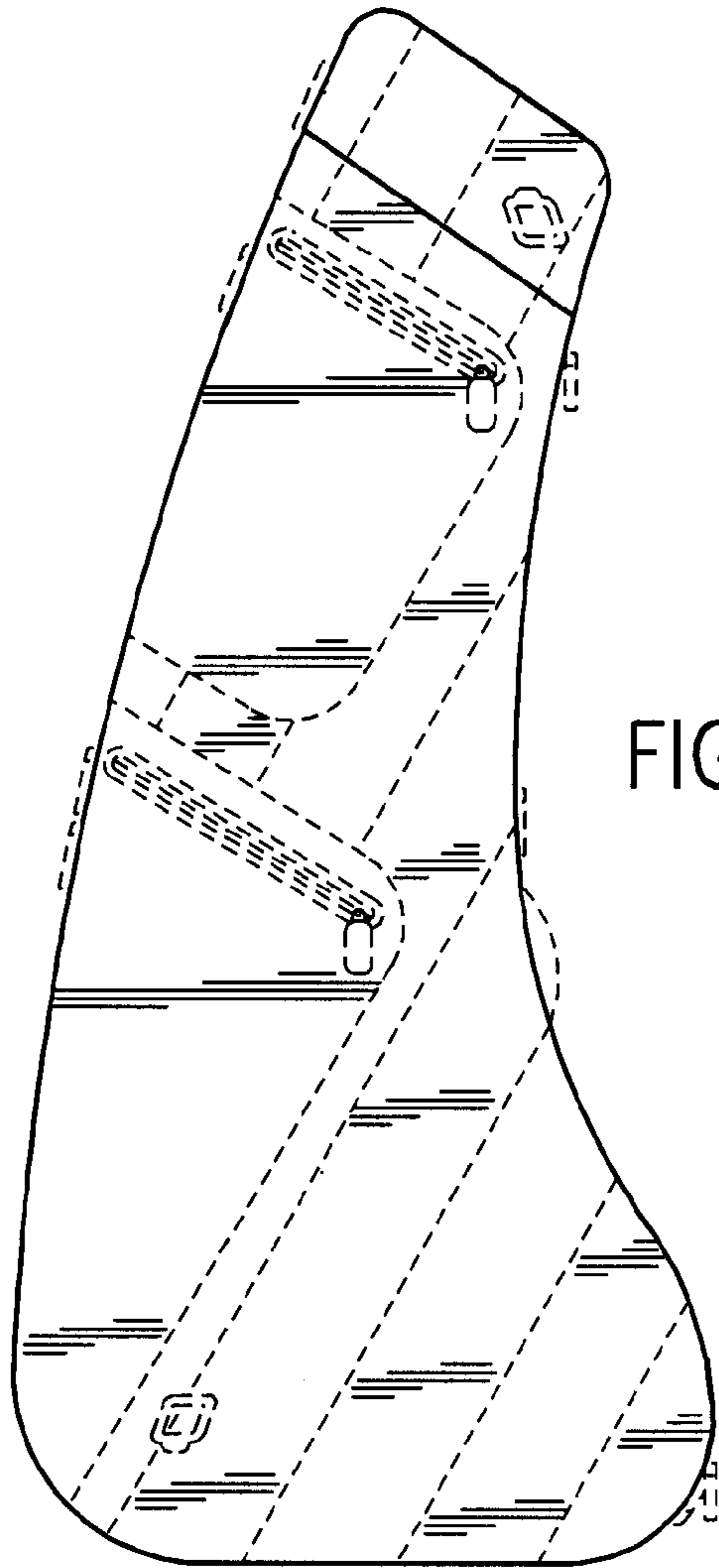


FIG. 3

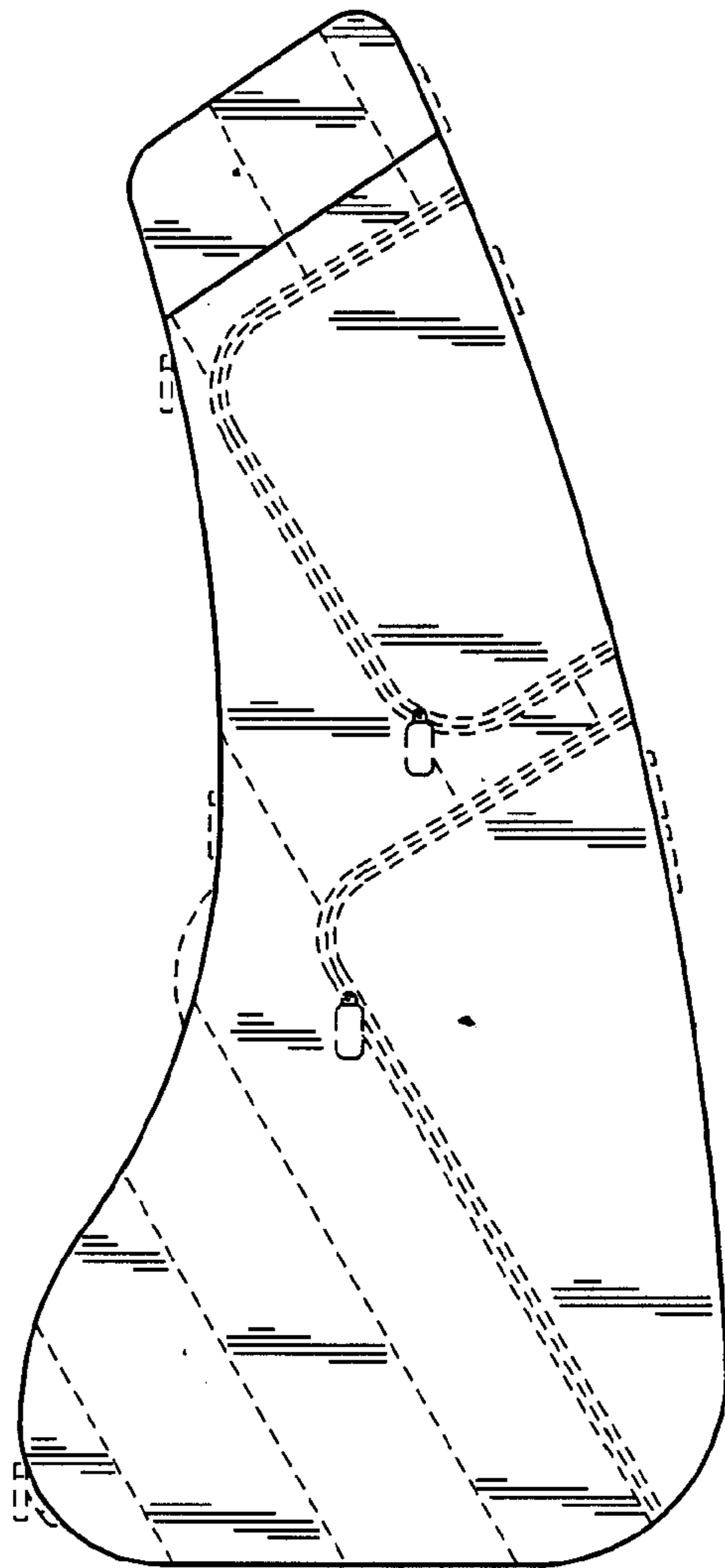


FIG. 4

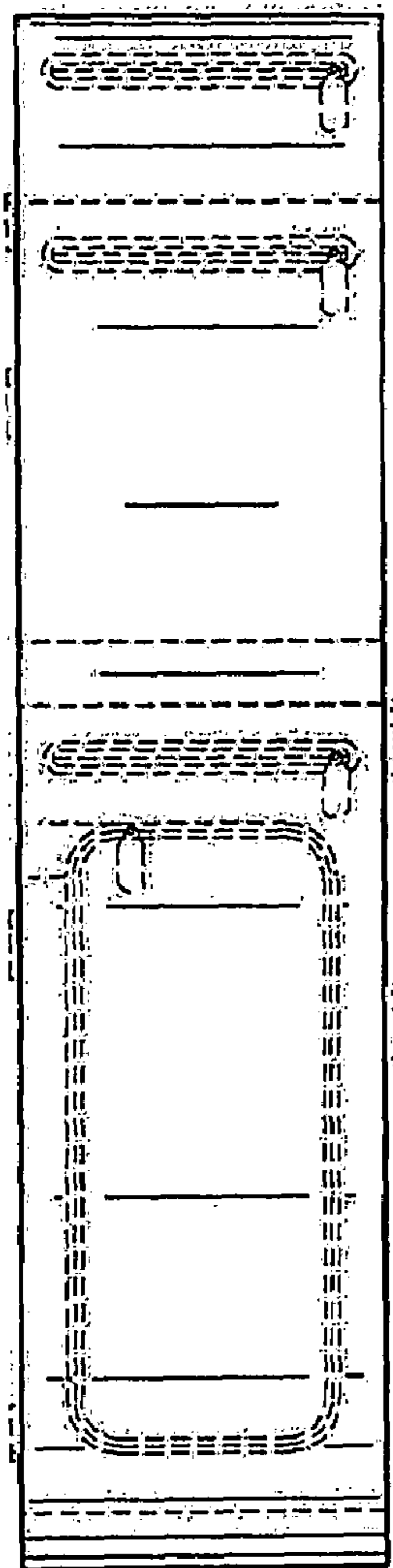


FIG. 5

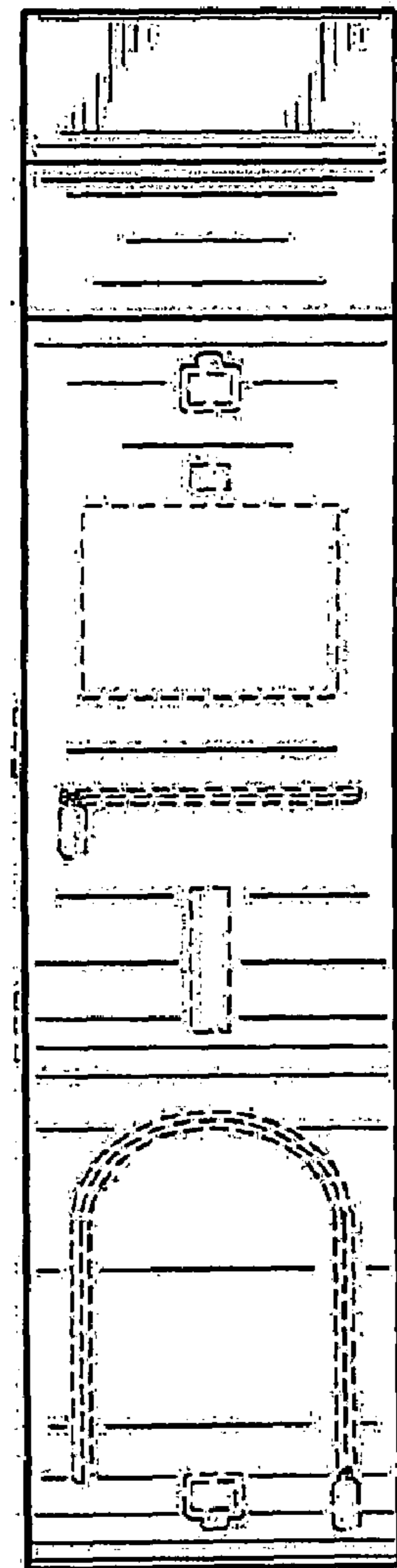


FIG. 6




FIG. 7

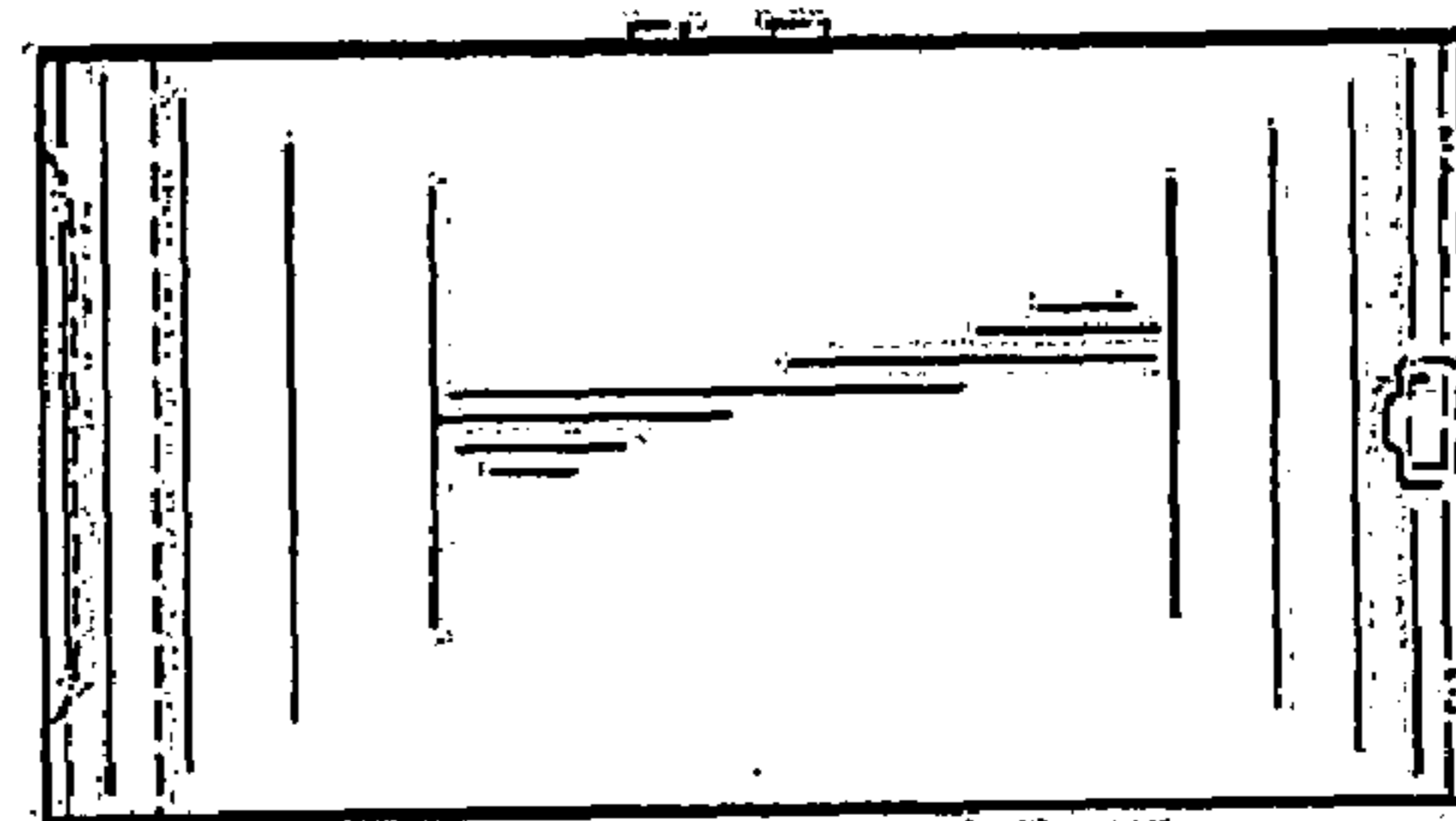


FIG. 8

FIG. 9

