



US00D552837S

(12) **United States Design Patent**
Scott

(10) **Patent No.:** **US D552,837 S**

(45) **Date of Patent:** **** Oct. 16, 2007**

(54) **SHOE SOLE**

(75) Inventor: **Emily Scott**, Jamaica Plain, MA (US)

(73) Assignee: **SRL, Inc.**, Wilmington, DE (US)

(**) Term: **14 Years**

(21) Appl. No.: **29/236,236**

(22) Filed: **Aug. 12, 2005**

(51) **LOC (8) Cl.** **02-04**

(52) **U.S. Cl.** **D2/960; D2/953; D2/954;**
D2/956; D2/957

(58) **Field of Classification Search** D2/947,
D2/952, 953, 957, 959, 960; 36/3 B, 7.3,
36/14, 22 R, 24.5, 25 R, 28, 32 R, 67 A,
36/59 C

See application file for complete search history.

(56) **References Cited**

U.S. PATENT DOCUMENTS

432,149 A	7/1890	Schummel	
897,920 A	9/1908	McIntyre	
2,193,943 A	3/1940	Shea	
2,201,300 A	5/1940	Prue	
2,555,590 A	6/1951	Johnson	
2,814,133 A	11/1957	Herbst	
2,826,832 A	3/1958	Rollman et al.	
D185,654 S	7/1959	Zerkowitz	
3,100,354 A	8/1963	Lombard et al.	
D241,688 S *	10/1976	Johnson	D2/955
4,281,467 A	8/1981	Anderie	
D268,543 S	4/1983	Bretschneider	
4,624,062 A	11/1986	Autry	
D288,028 S *	2/1987	Chassaing	D2/955
D288,621 S	3/1987	Surpuriya et al.	
4,667,423 A	5/1987	Autry et al.	
D294,423 S	3/1988	Zuidema et al.	
D298,483 S	11/1988	Liggett et al.	
4,794,707 A	1/1989	Franklin et al.	
4,817,304 A	4/1989	Parker et al.	

D320,884 S *	10/1991	Brue	D2/957
D323,059 S	1/1992	Hatfield	
5,185,943 A	2/1993	Tong et al.	
D337,876 S	8/1993	Kilbey	
D341,708 S	11/1993	Blissett	
D344,172 S	2/1994	Dolinsky	
D351,716 S	10/1994	Kawasaki	
5,440,826 A	8/1995	Whatley	
D366,952 S	2/1996	Pyle	
D373,674 S	9/1996	Dolinsky	
D374,340 S	10/1996	Avar	
5,572,804 A	11/1996	Skaja	
D378,871 S *	4/1997	Hatfield	D2/953

(Continued)

Primary Examiner—Celia A. Murphy

(74) *Attorney, Agent, or Firm*—Fish & Richardson P.C.

(57) **CLAIM**

The ornamental design for a shoe sole, as shown and described.

DESCRIPTION

FIG. 1 is a perspective view of a shoe sole showing my new design

FIG. 2 is a front elevational view of the shoe sole of FIG. 1;

FIG. 3 is a rear elevational view of the shoe sole of FIG. 1;

FIG. 4 is a right side elevational view of the shoe sole of FIG. 1;

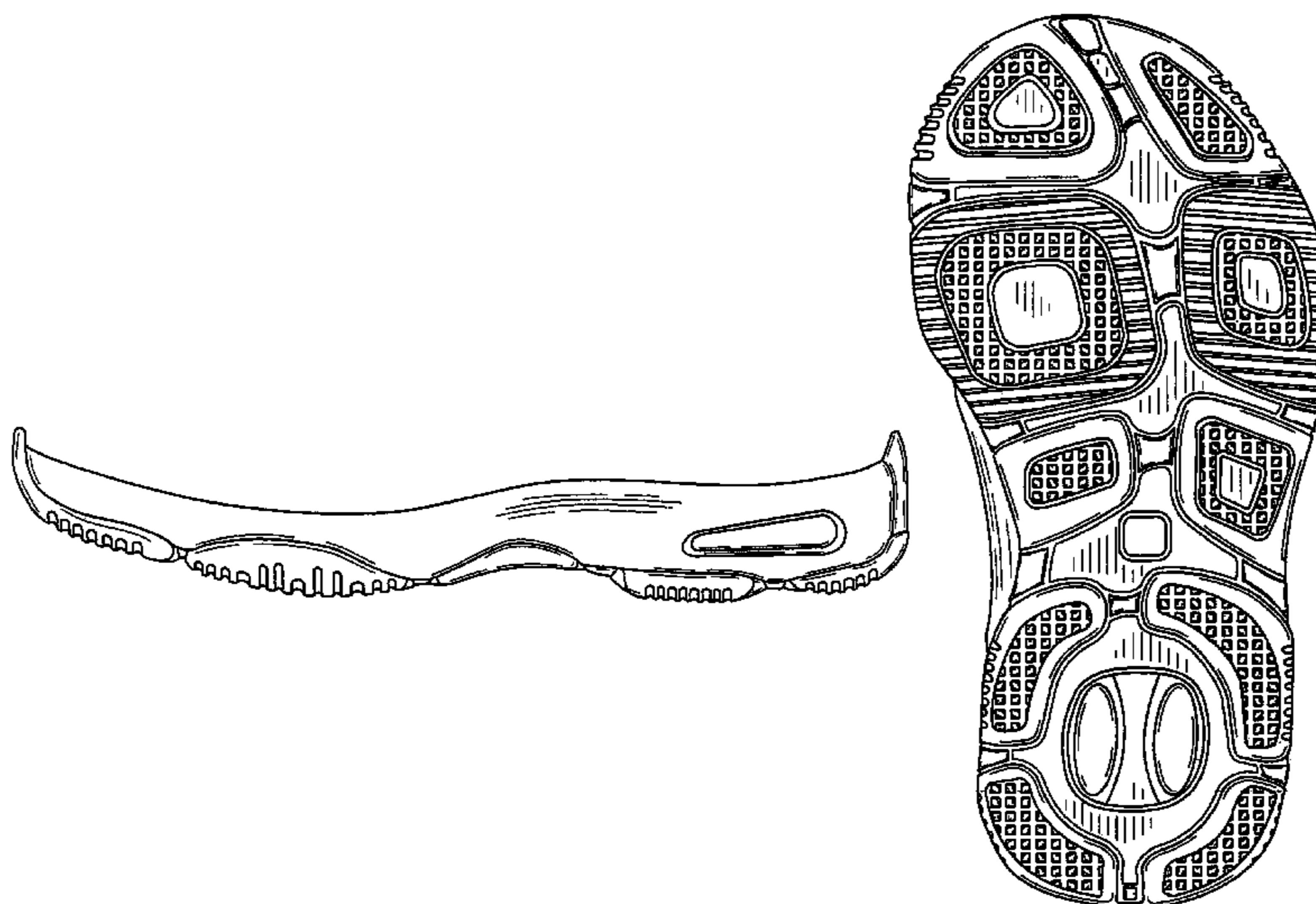
FIG. 5 is a left side elevational view of the shoe sole of FIG. 1;

FIG. 6 is a bottom plan view of the shoe sole of FIG. 1; and,

FIG. 7 is a top plan view of the shoe sole of FIG. 1.

The broken line around the inner perimeter in FIG. 7 illustrates the portion of the design that forms no part of the claim.

1 Claim, 5 Drawing Sheets



US D552,837 S

Page 2

U.S. PATENT DOCUMENTS

D379,115 S	5/1997	Kramer			
D383,593 S	9/1997	Lozano			
D386,590 S	11/1997	Cass			
D386,591 S	11/1997	Kuerbis			
D387,698 S	12/1997	Hatfield et al.			
D389,994 S	2/1998	Sessa			
5,718,064 A	2/1998	Pyle			
D393,538 S *	4/1998	Marshall	D2/947		
D395,739 S	7/1998	Mervar			
5,787,609 A	8/1998	Wu			
D397,546 S *	9/1998	Merceron	D2/951		
D398,740 S	9/1998	Hewett			
D402,447 S *	12/1998	Munns	D2/953		
D402,450 S *	12/1998	Munns	D2/957		
5,852,886 A	12/1998	Slepian et al.			
D404,549 S	1/1999	Greenberg			
D404,895 S	2/1999	Rosato			
D404,897 S *	2/1999	Marshall	D2/951		
D405,247 S	2/1999	Bouchoms			
D405,942 S	2/1999	Kelchak			
D411,579 S	6/1999	Dolinsky			
D412,235 S *	7/1999	Taylor et al.	D2/902		
5,926,974 A	7/1999	Friton			
5,970,628 A	10/1999	Meschan			
5,974,695 A	11/1999	Slepian et al.			
6,026,593 A	2/2000	Harmon-Weiss et al.			
				6,050,001 A	4/2000 Ditrich
				6,050,002 A	4/2000 Meschan
				D424,289 S	5/2000 Sorofman
				6,082,023 A	7/2000 Dalton
				6,082,024 A	7/2000 DelBiondi
				D429,554 S	8/2000 Gillespie
				D430,389 S	9/2000 DelBiondi
				6,115,944 A	9/2000 Lain
				D434,549 S	12/2000 Solaroli
				D452,060 S	12/2001 Estey
				D452,061 S	12/2001 Smith
				D458,441 S	6/2002 Gillespie
				D459,865 S	7/2002 Urie et al.
				D470,999 S *	3/2003 Schroeder et al. D2/957
				D473,697 S	4/2003 Gillespie
				D474,586 S *	5/2003 Recchi D2/957
				D480,541 S *	10/2003 Galway D2/955
				D503,264 S *	3/2005 McClaskie D2/955
				D521,715 S *	5/2006 Lotti D2/957
				D523,215 S *	6/2006 Drazic D2/951
				D530,493 S *	10/2006 Holmes D2/957
				D530,494 S *	10/2006 Holmes D2/957
				D532,585 S *	11/2006 McDonald D2/959
				D536,163 S *	2/2007 McClaskie D2/957
				2002/0112374 A1	8/2002 Gillespie

* cited by examiner



FIG. 1

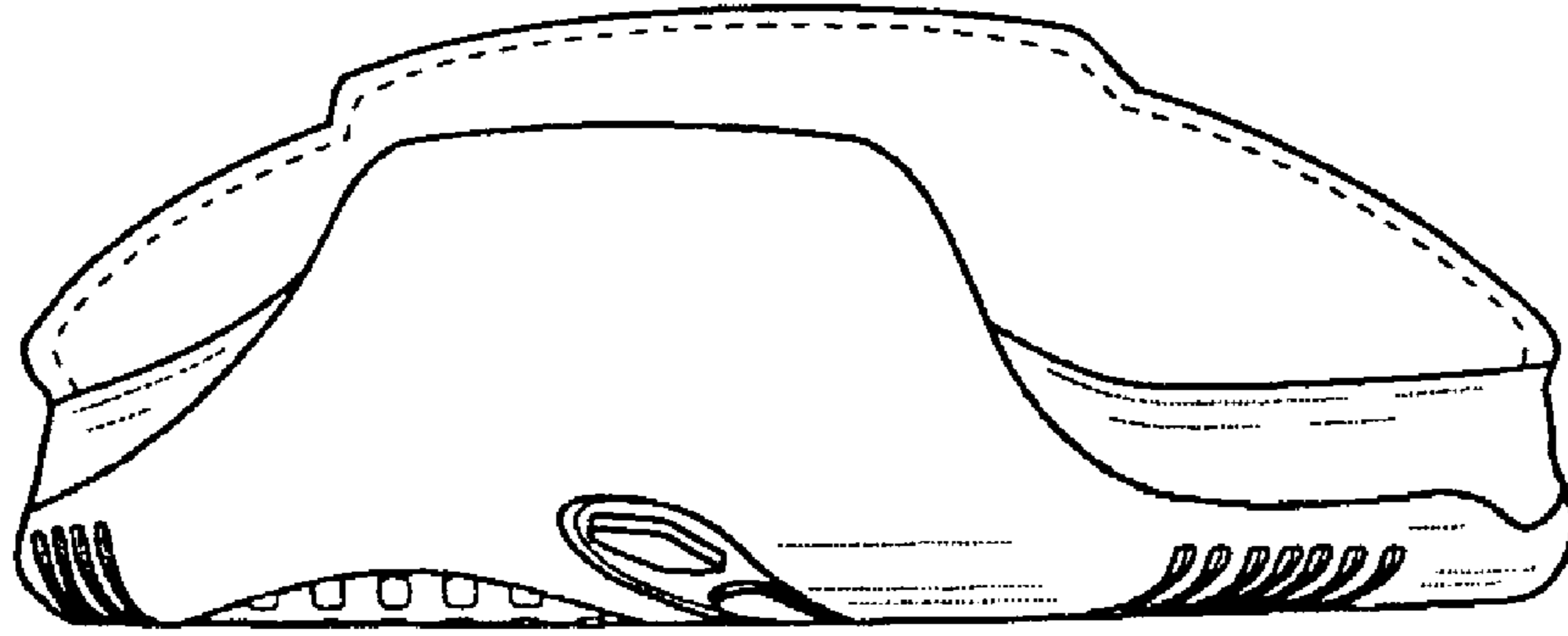


FIG. 2

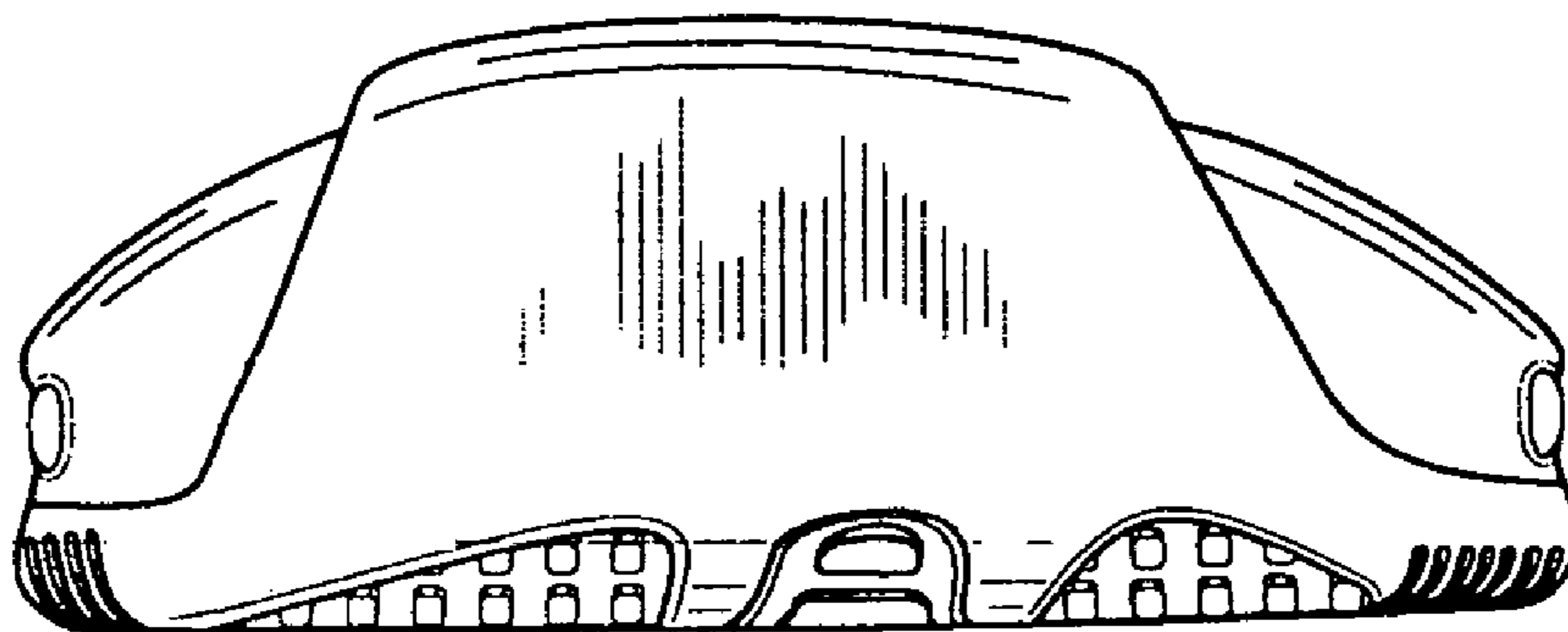


FIG. 3

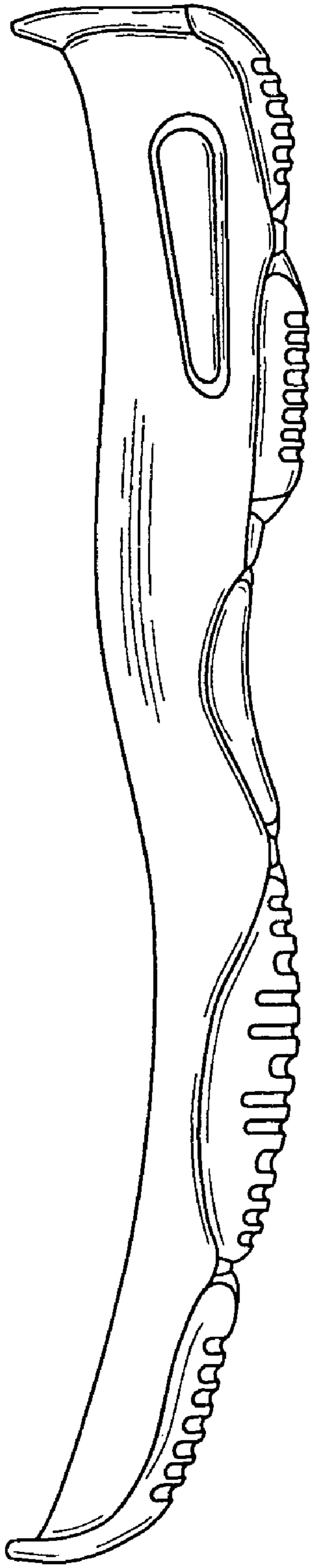


FIG. 4

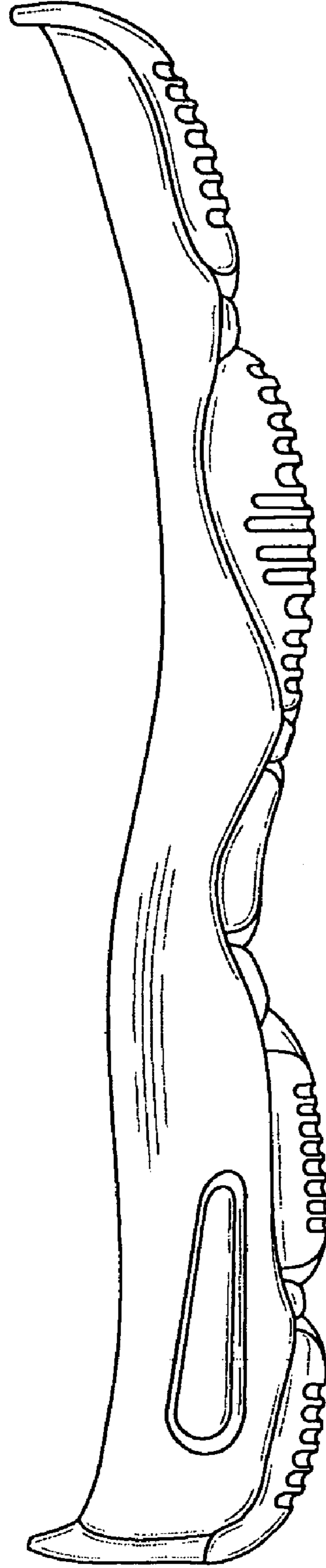


FIG. 5

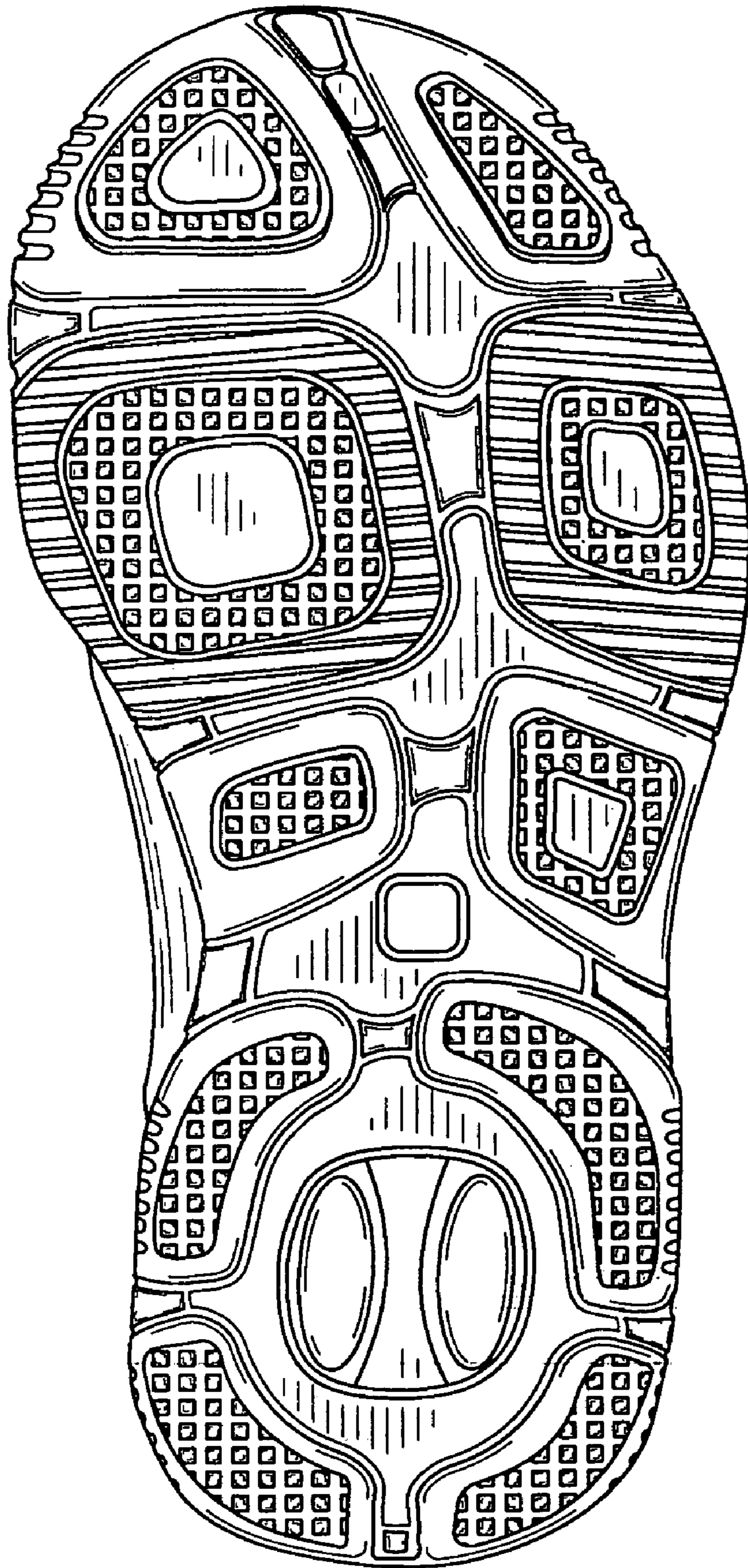


FIG. 6

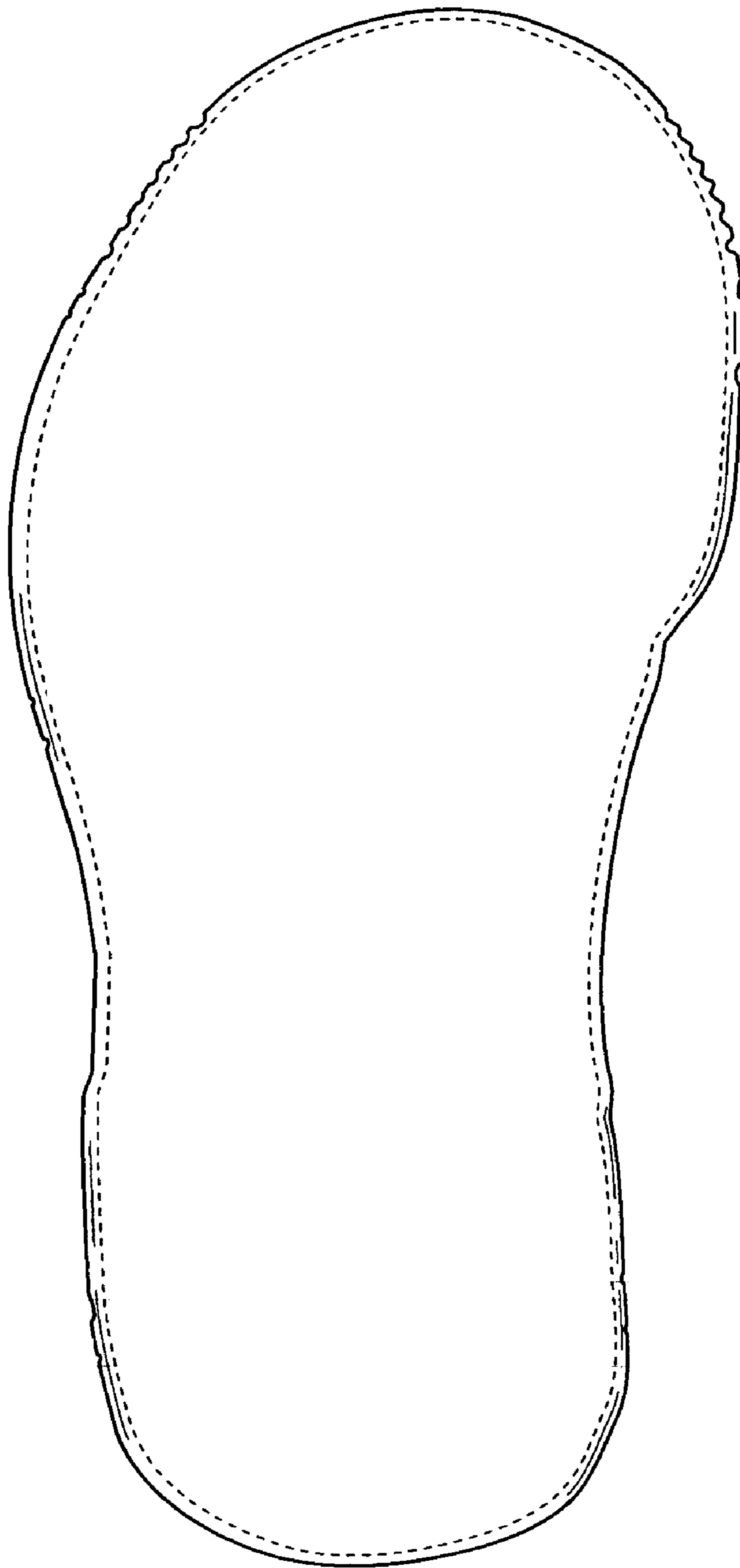


FIG. 7