



US00D552830S

(12) **United States Design Patent**
Irwin

(10) **Patent No.:** **US D552,830 S**

(45) **Date of Patent:** **** Oct. 16, 2007**

(54) **HALF HATS**

(76) **Inventor:** **Richard P. Irwin**, 51 N. Lunenburg Dr., New Castle, DE (US) 19720

(**) **Term:** **14 Years**

(21) **Appl. No.:** **29/257,737**

(22) **Filed:** **Apr. 10, 2006**

(51) **LOC (8) Cl.** **02-03**

(52) **U.S. Cl.** **D2/882**

(58) **Field of Classification Search** D2/865,
D2/866, 867, 871, 872, 873, 875, 876, 879,
D2/882, 884, 889; 2/171, 171.1, 175.4-5,
2/181.2, 181.4, 181.6, 181.8, 195.1-6, 200.1,
2/200.3, 209.11-13, 209.5-7
See application file for complete search history.

(56) **References Cited**

U.S. PATENT DOCUMENTS

4,222,125	A *	9/1980	Sewell-Wood	2/195.1
5,181,277	A *	1/1993	Sherman	2/181.4
5,450,629	A	9/1995	Gilstrap		
6,021,525	A	2/2000	Mertins		
6,560,785	B1 *	5/2003	Taguchi	2/171.1

D504,003	S *	4/2005	Lee	D2/882
7,073,207	B2 *	7/2006	Kim	2/195.1
2006/0015985	A1 *	1/2006	Kim	2/171

* cited by examiner

Primary Examiner—Elizabeth Albert

Assistant Examiner—Karen E Eldridge Powers

(74) *Attorney, Agent, or Firm*—Raymond M. Galasso; Galasso & Associates, LP

(57) **CLAIM**

The ornamental design for half hats, as shown and described.

DESCRIPTION

FIG. 1 is a perspective view depicting an embodiment of the half hats, as disclosed herein; and,

FIG. 2 is a top view thereof. The broken lines showing the outer layer 'X' of the back adjustment strap are shown for informational purposes only and form no part of the claimed design; and in FIG. 1 and FIG. 2 the broken lines on either side of the seams radiating from the center of the crown represent stitching.

1 Claim, 2 Drawing Sheets

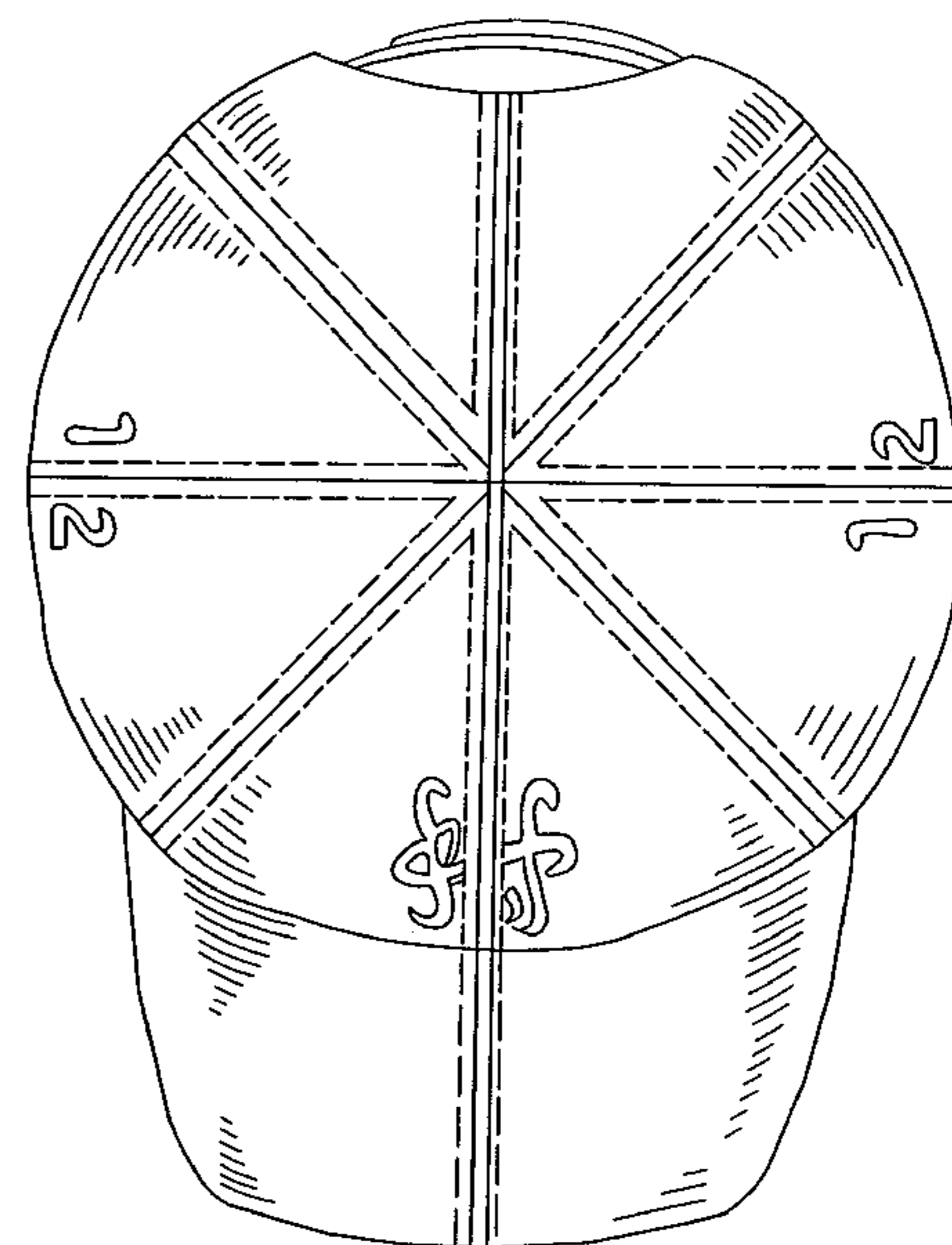
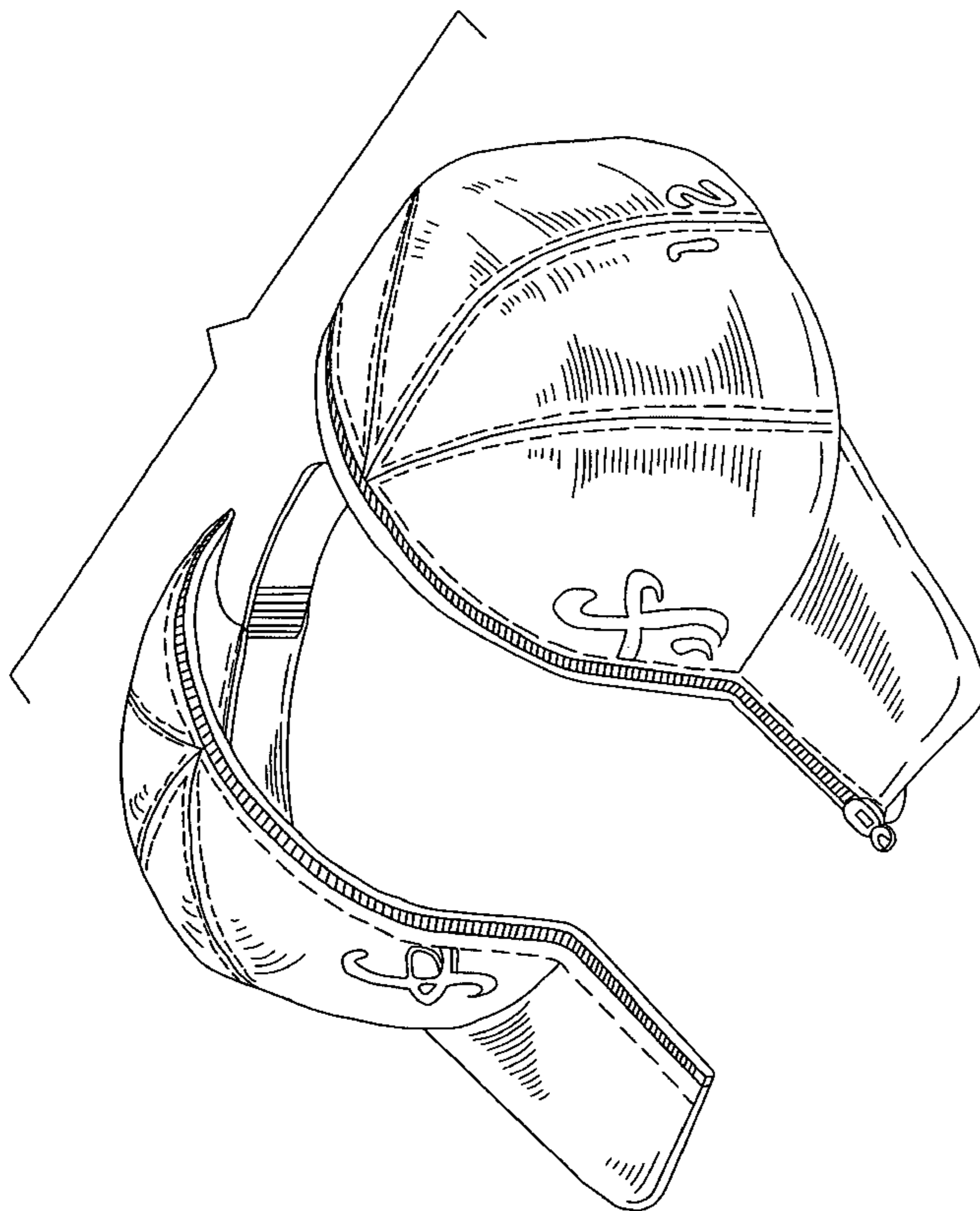


FIG. 1

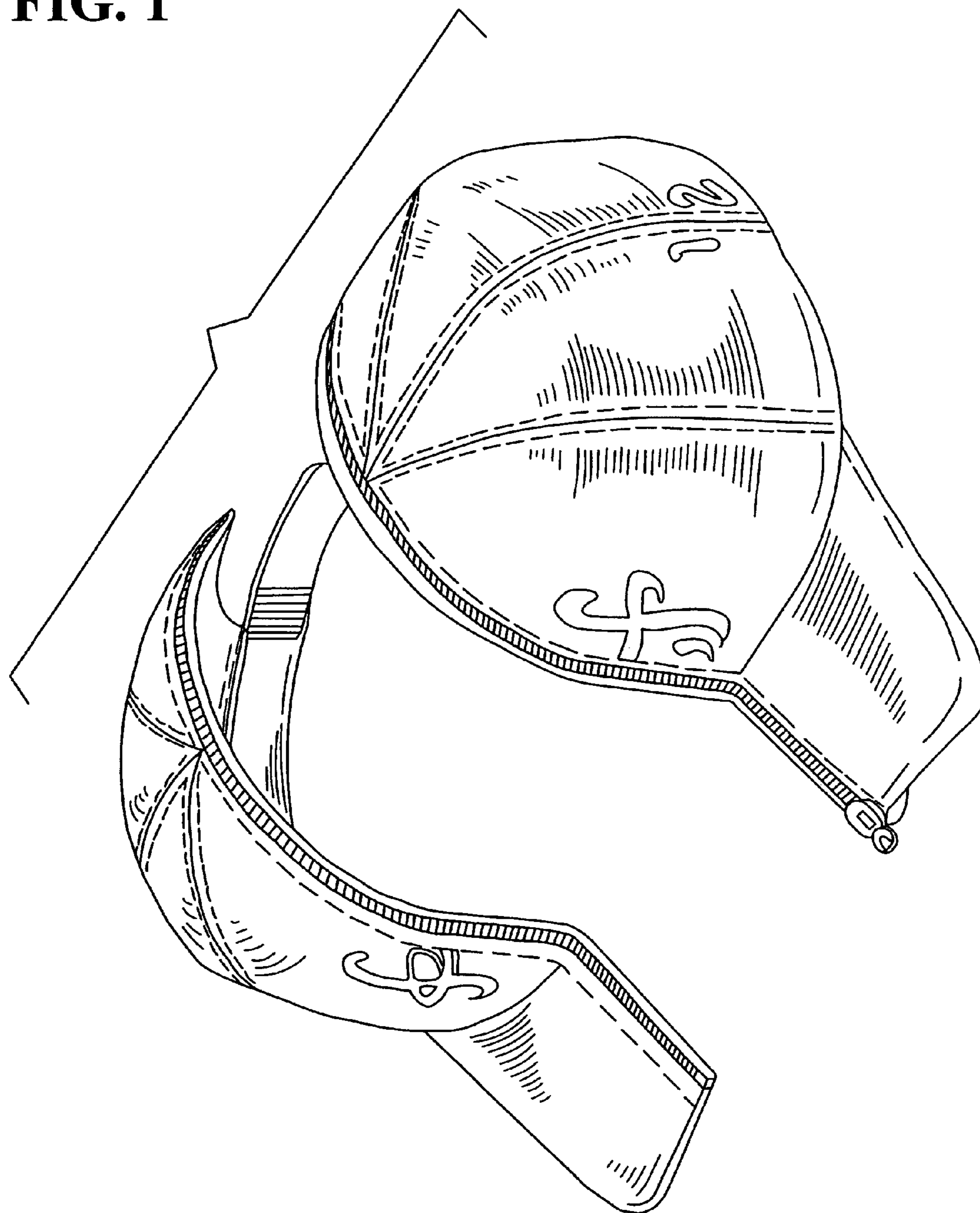


FIG. 2

