

US00D552827S

(12) **United States Design Patent**
Muse

(10) **Patent No.:** **US D552,827 S**

(45) **Date of Patent:** **** Oct. 16, 2007**

(54) **FLUID DISPENSING GLOVE**

(76) Inventor: **Rodney J. Muse**, P.O. Box 24,
Brookland, AR (US) 72417

(**) Term: **14 Years**

(21) Appl. No.: **29/264,188**

(22) Filed: **Aug. 7, 2006**

(51) **LOC (8) Cl.** **23-02**

(52) **U.S. Cl.** **D2/614; D32/45**

(58) **Field of Classification Search** D2/610,
D2/616-623; D29/113, 116.2, 117.1, 117.2,
D29/118-119, 123; 2/455, 16, 19, 116.1-161.8,
2/910; D32/43, 45; D24/190; 15/227, 107,
15/104.94; D4/137

See application file for complete search history.

(56) **References Cited**

U.S. PATENT DOCUMENTS

1,209,763 A	12/1916	Rosengren	
1,346,683 A	7/1920	Reynolds	
2,030,494 A	2/1936	Bireley et al.	
2,674,684 A	4/1954	Duncan	
3,056,154 A *	10/1962	Neal	15/104.002

3,532,344 A	10/1970	Masstab	
3,643,386 A	2/1972	Grzyll	
3,701,604 A *	10/1972	Holroyd	401/7
4,037,790 A *	7/1977	Reiser et al.	239/529
4,903,864 A *	2/1990	Sirhan	222/78
4,953,250 A *	9/1990	Brown	15/104.94
5,072,856 A *	12/1991	Kimble	222/78
5,316,294 A	5/1994	Turangan	
D349,373 S *	8/1994	Marley	D32/43
6,513,998 B1	2/2003	Barry	

* cited by examiner

Primary Examiner—Robert A. Delehanty

(74) *Attorney, Agent, or Firm*—Richard L. Mikesell

(57) **CLAIM**

The ornamental design for a fluid dispensing glove, as shown and described.

DESCRIPTION

FIG. 1 is a Bottom Left perspective view of the design of the instant invention

FIG. 2 is a Top Left perspective; and,

FIG. 3 is a detail of one of the holes on the palm of the glove.

1 Claim, 1 Drawing Sheet

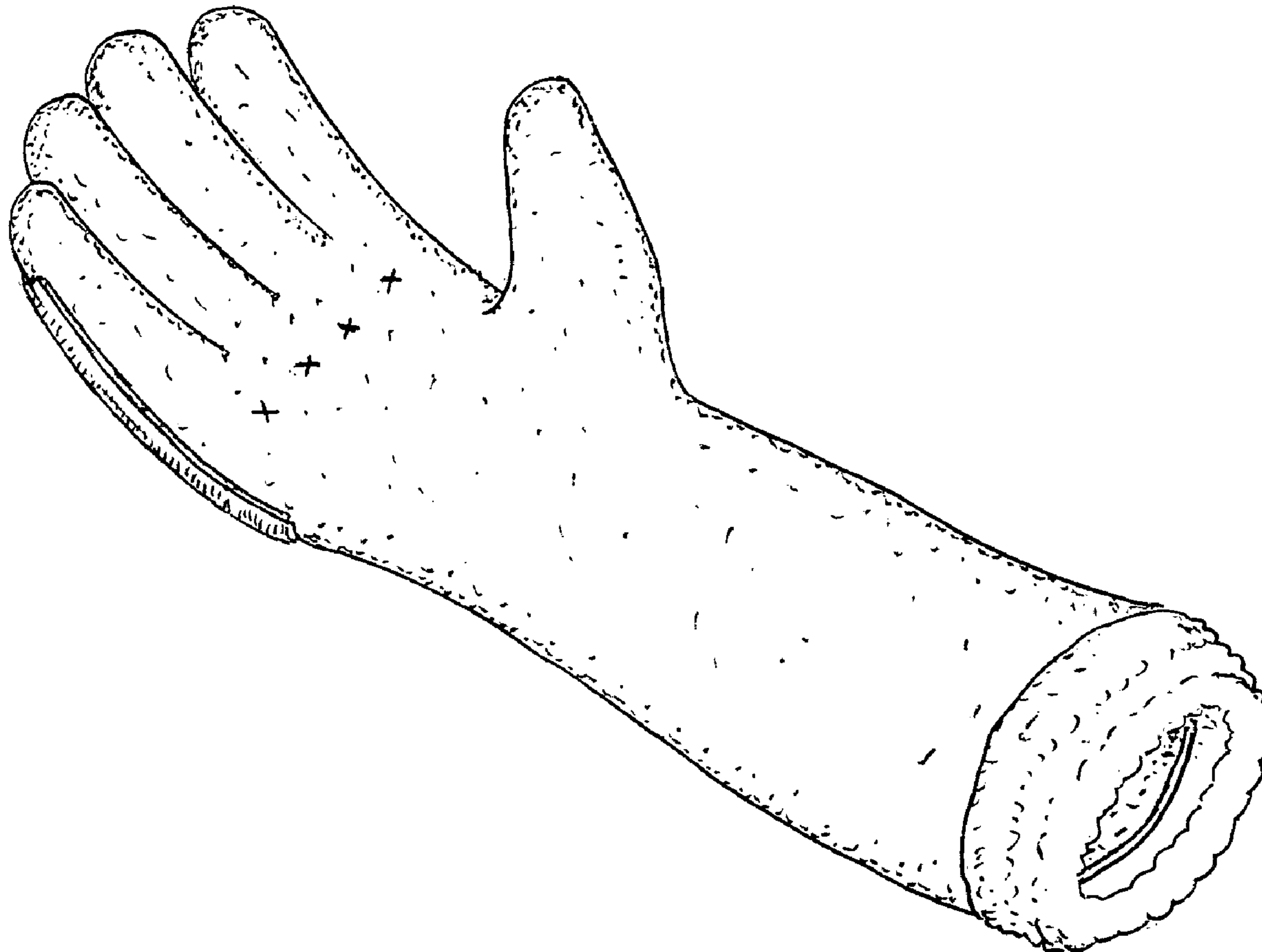


FIG. 1

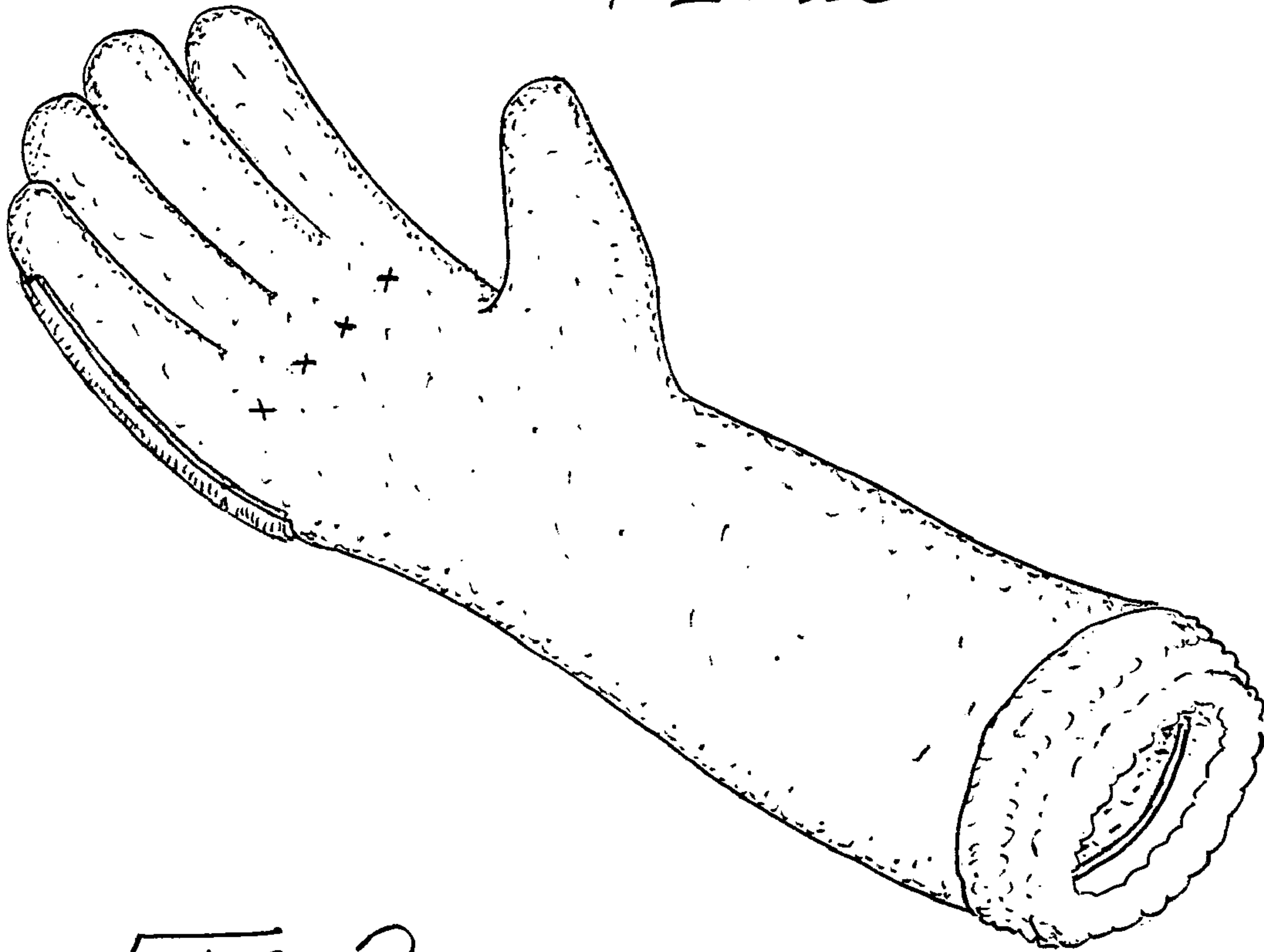


FIG. 2

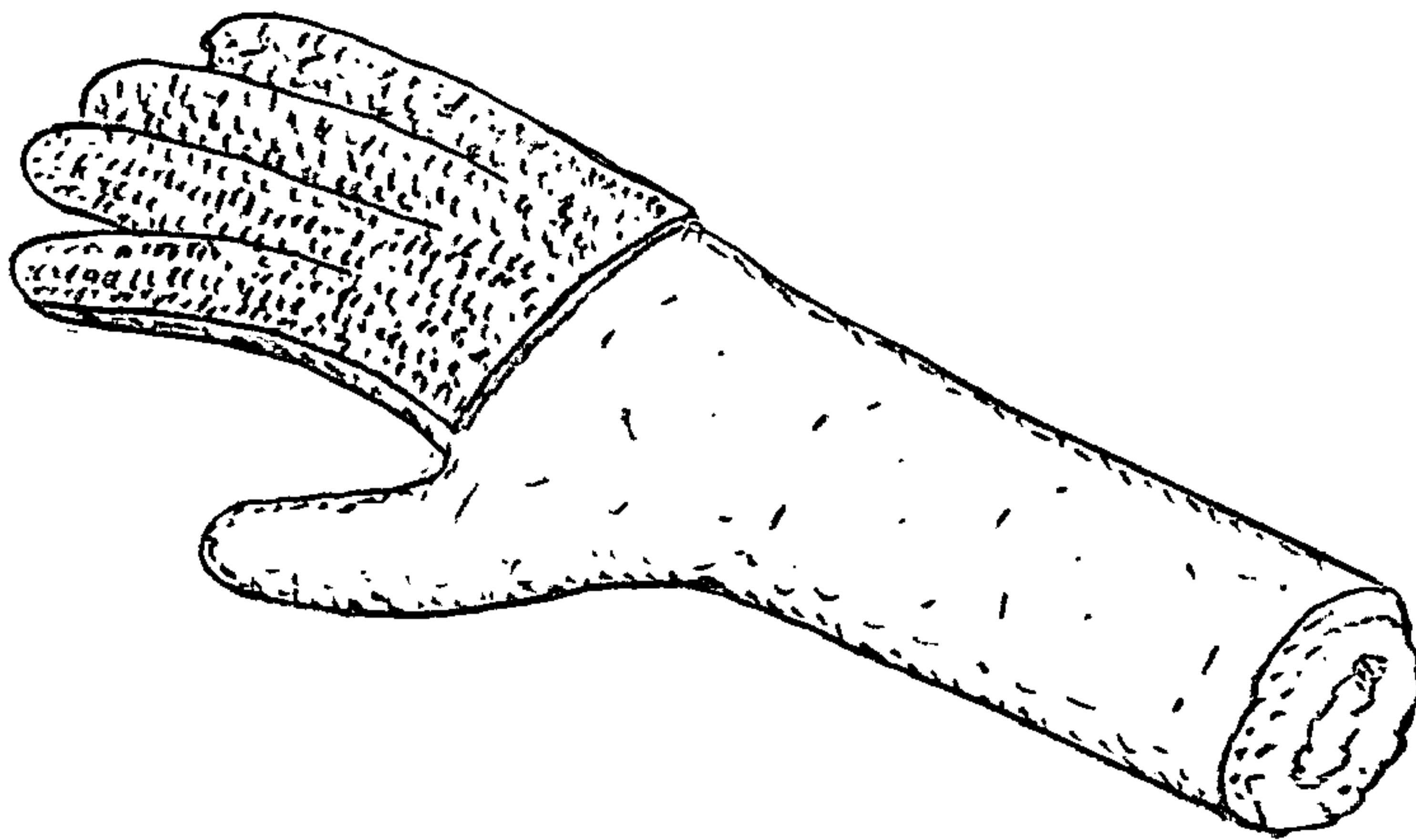


FIG. 3

