



US00D552819S

(12) **United States Design Patent**
Powell

(10) **Patent No.:** **US D552,819 S**

(45) **Date of Patent:** **** Oct. 9, 2007**

(54) **ELECTRIC STEAM IRON**

(75) Inventor: **Dick Powell**, London (GB)

(73) Assignee: **Calor**, Lyon (FR)

(**) Term: **14 Years**

(21) Appl. No.: **29/255,102**

(22) Filed: **Mar. 6, 2006**

(30) **Foreign Application Priority Data**

Sep. 12, 2005 (FR) 05 4379

(51) **LOC (8) Cl.** **07-05**

(52) **U.S. Cl.** **D32/70**

(58) **Field of Classification Search** D32/68-72;
38/74-75, 77.1-77.9, 90-97; 219/245-248,
219/254, 276, 273, 275

See application file for complete search history.

(56) **References Cited**

U.S. PATENT DOCUMENTS

- D326,939 S * 6/1992 Gudfin D32/70
- D326,940 S * 6/1992 Barrault D32/70
- D327,150 S * 6/1992 Gudfin et al. D32/70
- D367,138 S * 2/1996 Laborda D32/70
- D374,956 S * 10/1996 Hsu D32/70

- D386,863 S * 11/1997 Lin D32/70
- 5,924,224 A * 7/1999 Demuth et al. 38/77.8
- 6,276,078 B1 * 8/2001 Beverly et al. 38/90
- D455,533 S * 4/2002 Choi D32/70
- D501,692 S 2/2005 Powell

* cited by examiner

Primary Examiner—Pamela J. Burgess

(74) *Attorney, Agent, or Firm*—Young & Thompson

(57) **CLAIM**

The ornamental design for an electric steam iron, as shown and described.

DESCRIPTION

FIG. 1 is a top, front and side perspective view of an electric steam iron showing my new design;

FIG. 2 is a front elevational view thereof;

FIG. 3 is a side elevational view thereof from the left of FIG. 2;

FIG. 4 is a side elevational view thereof from the right of FIG. 2;

FIG. 5 is a rear elevational view thereof;

FIG. 6 is a top plan view thereof; and,

FIG. 7 is a bottom plan view thereof.

1 Claim, 7 Drawing Sheets

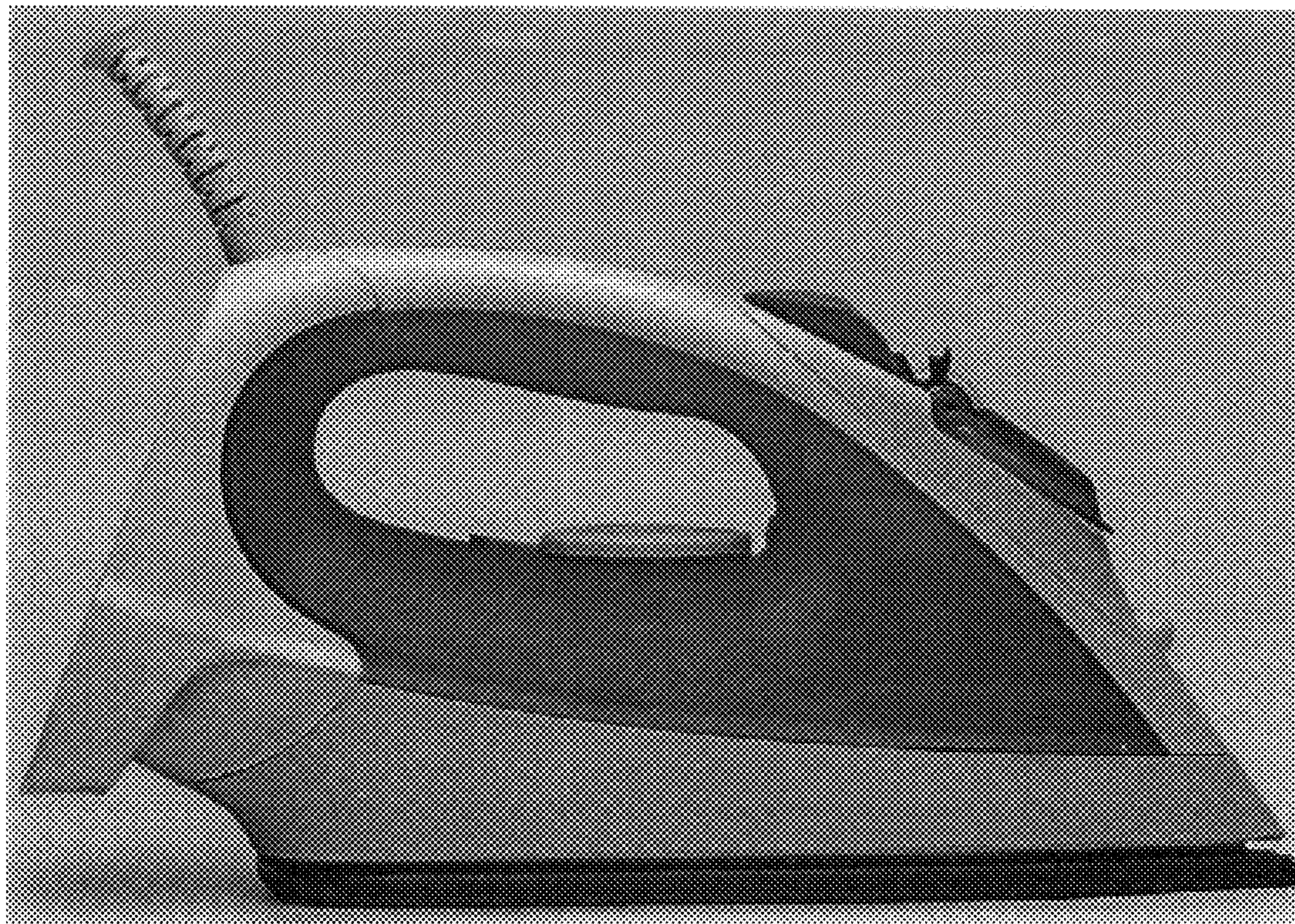




Fig. 1

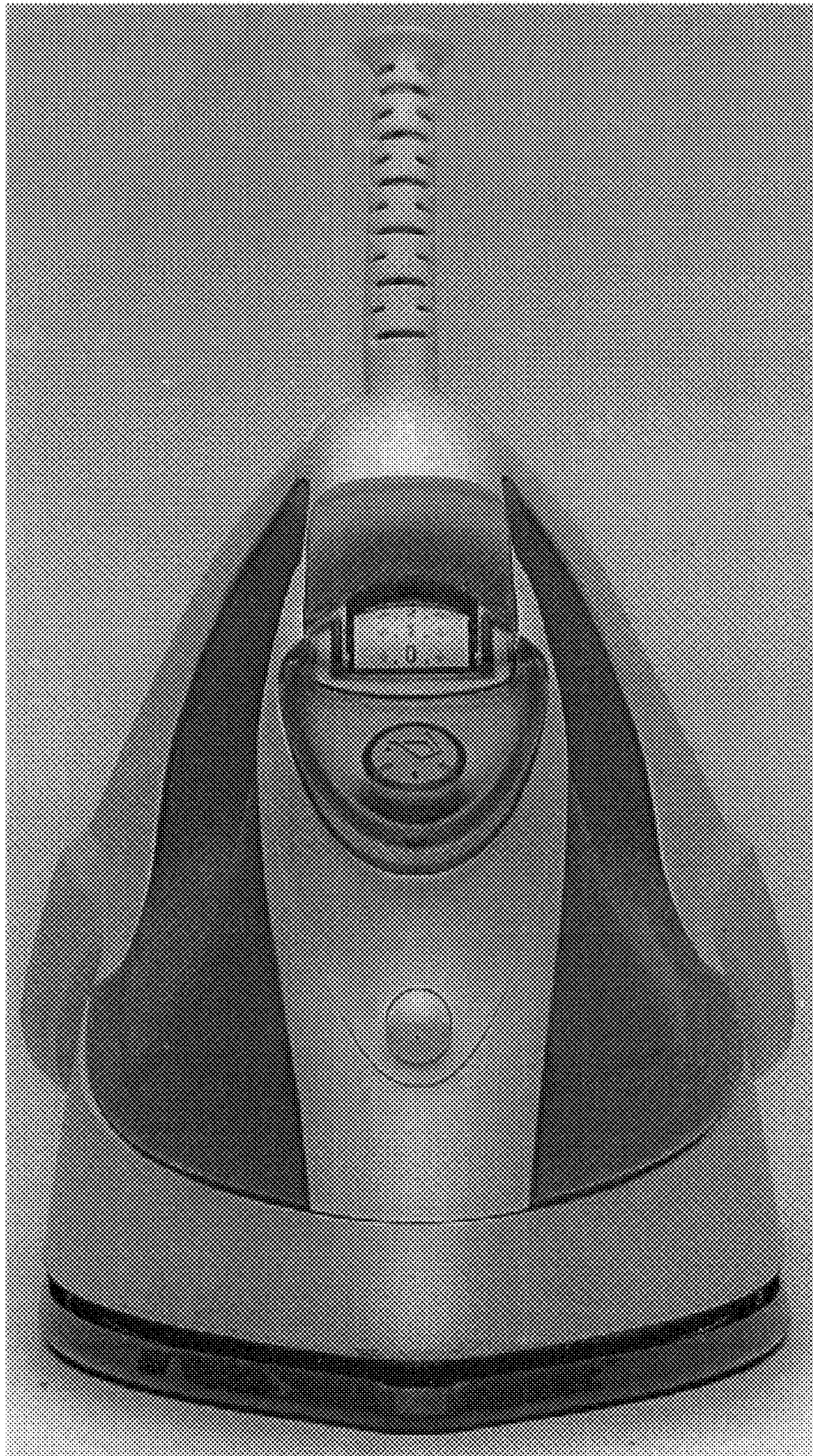


Fig. 2




Fig. 3

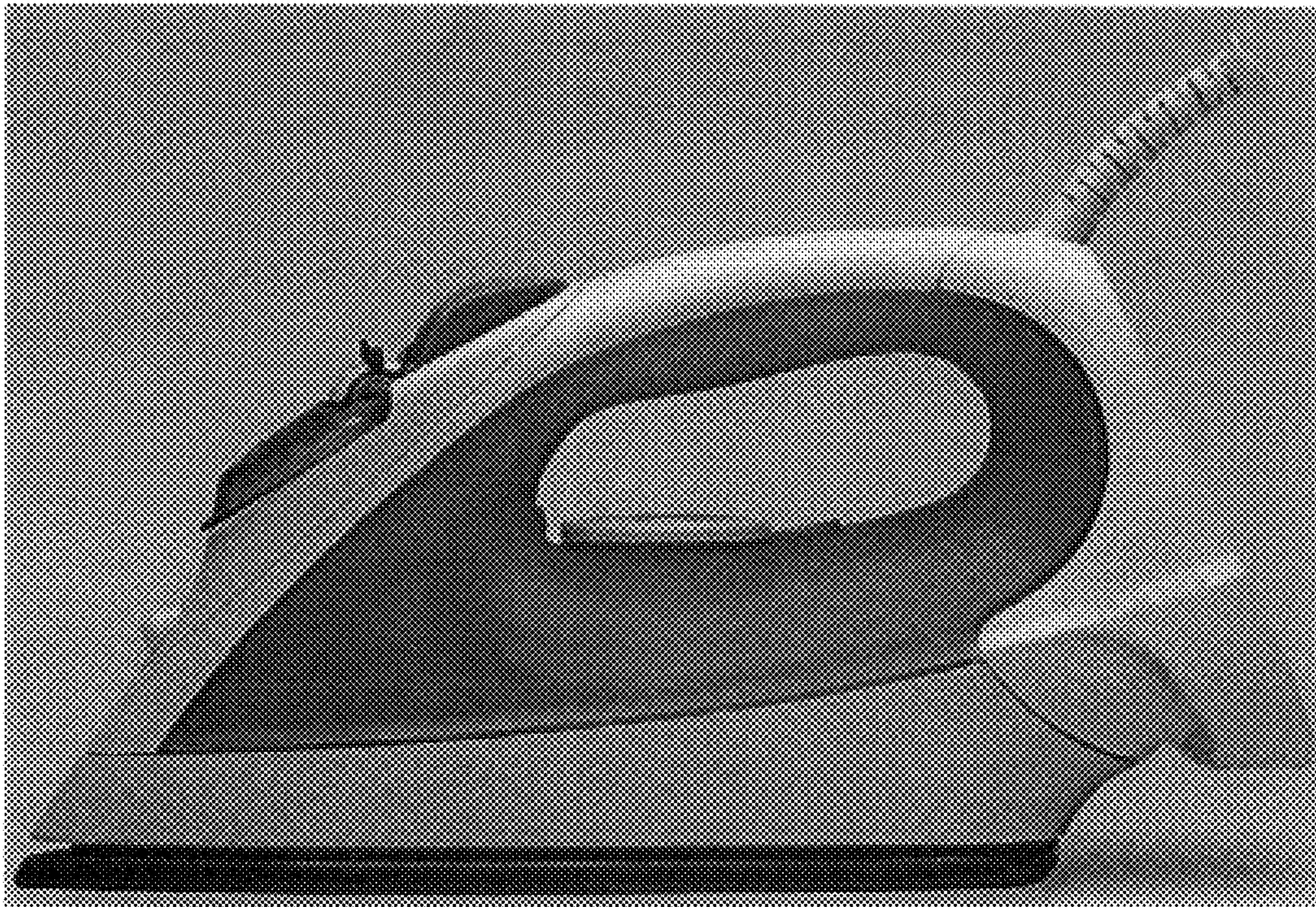


Fig. 4

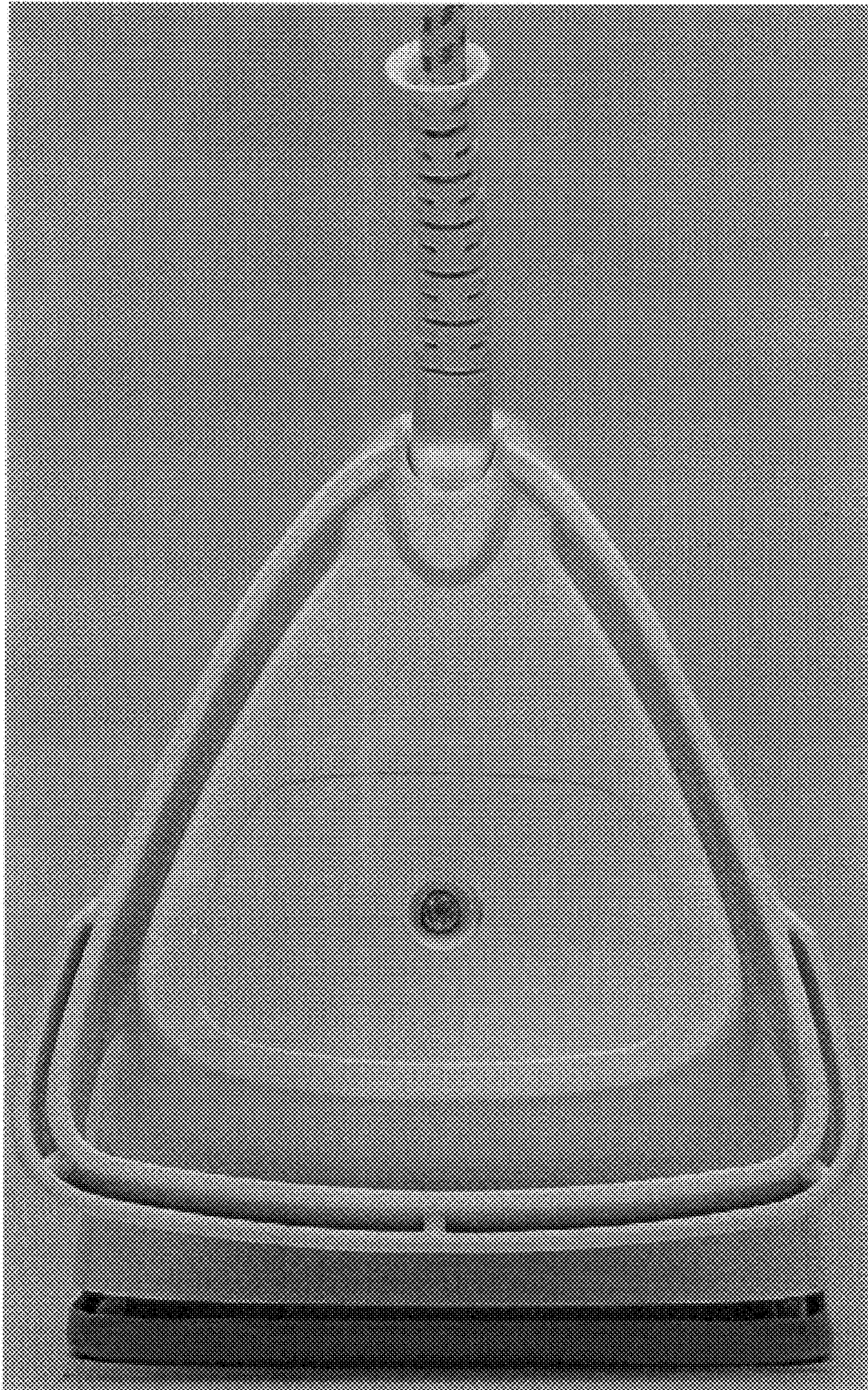


Fig. 5

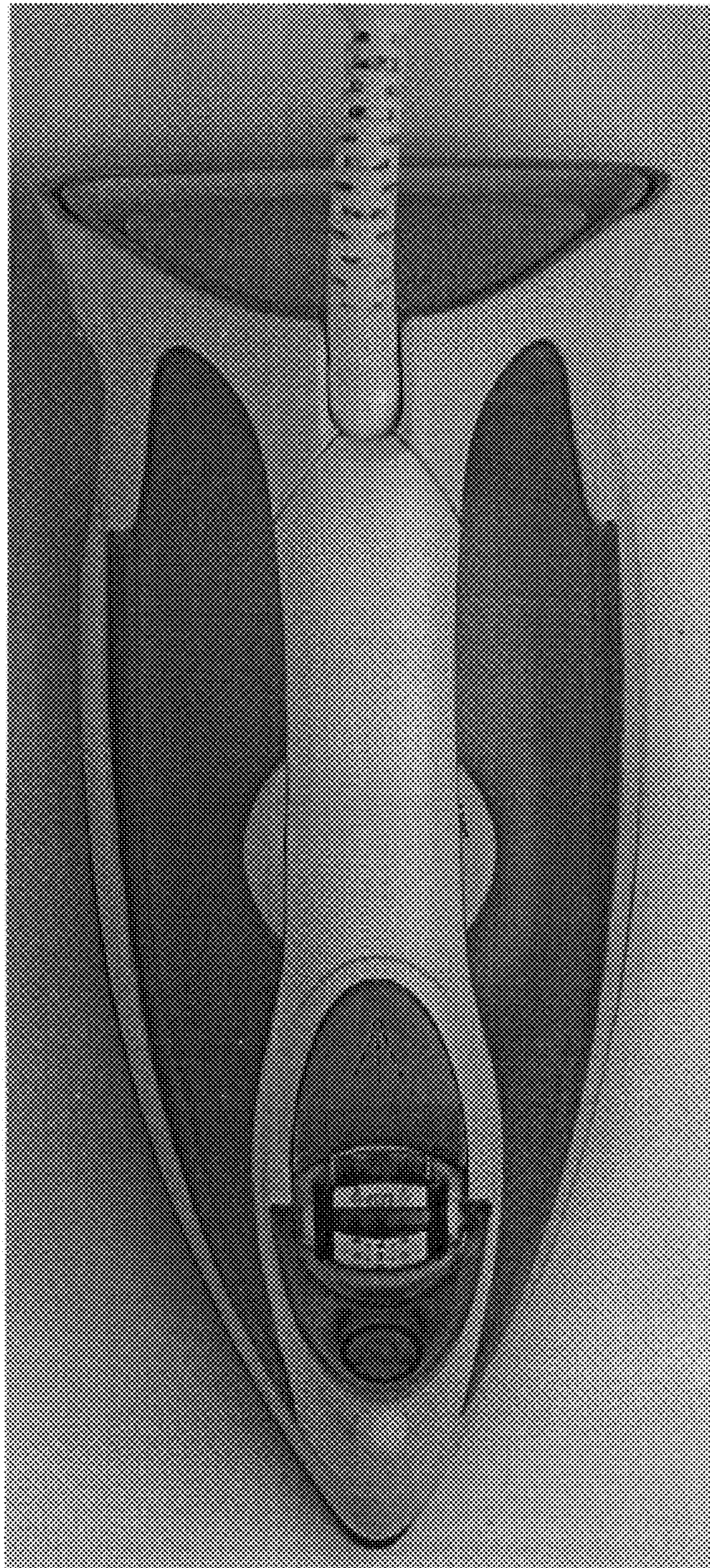


Fig. 6




Fig. 7