



US00D552818S

(12) **United States Design Patent**
Powell

(10) **Patent No.:** **US D552,818 S**

(45) **Date of Patent:** **** Oct. 9, 2007**

(54) **ELECTRIC STEAM IRON**

(75) Inventor: **Dick Powell**, London (GB)

(73) Assignee: **Calor**, Lyons (FR)

(**) Term: **14 Years**

(21) Appl. No.: **29/240,459**

(22) Filed: **Oct. 14, 2005**

(30) **Foreign Application Priority Data**

Apr. 18, 2005 (FR) 05 2050

(51) **LOC (8) Cl.** **07-05**

(52) **U.S. Cl.** **D32/70**

(58) **Field of Classification Search** D32/68-72;
38/74-75, 77.1-77.9, 90-97; 219/245-248,
219/254, 276, 273, 275

See application file for complete search history.

(56) **References Cited**

U.S. PATENT DOCUMENTS

D326,939 S *	6/1992	Gudefin	D32/70
D326,940 S *	6/1992	Barrault	D32/70
D327,150 S *	6/1992	Gudefin et al.	D32/70
D367,138 S *	2/1996	Laborda	D32/70
D374,956 S *	10/1996	Hsu	D32/70
D386,863 S *	11/1997	Lin	D32/70
D393,509 S	4/1998	Gudefin		
D401,706 S	11/1998	Gudefin		

D402,779 S	12/1998	Gudefin		
5,924,224 A *	7/1999	Demuth et al.	38/77.8
D418,648 S	1/2000	Gudefin		
D427,403 S	6/2000	Gudefin		
D433,551 S	11/2000	Powell		
6,276,078 B1 *	8/2001	Beverly et al.	38/90
D455,533 S *	4/2002	Choi	D32/70
D487,603 S	3/2004	Renault		
D501,692 S	2/2005	Powell		

* cited by examiner

Primary Examiner—Pamela J. Burgess

(74) *Attorney, Agent, or Firm*—Young & Thompson

(57) **CLAIM**

The ornamental design for an electric steam iron, as shown and described.

DESCRIPTION

FIG. 1 is a top, front and side perspective view of an electric steam iron showing my new design;

FIG. 2 is a front elevational view thereof;

FIG. 3 is a side elevational view from the left of FIG. 2;

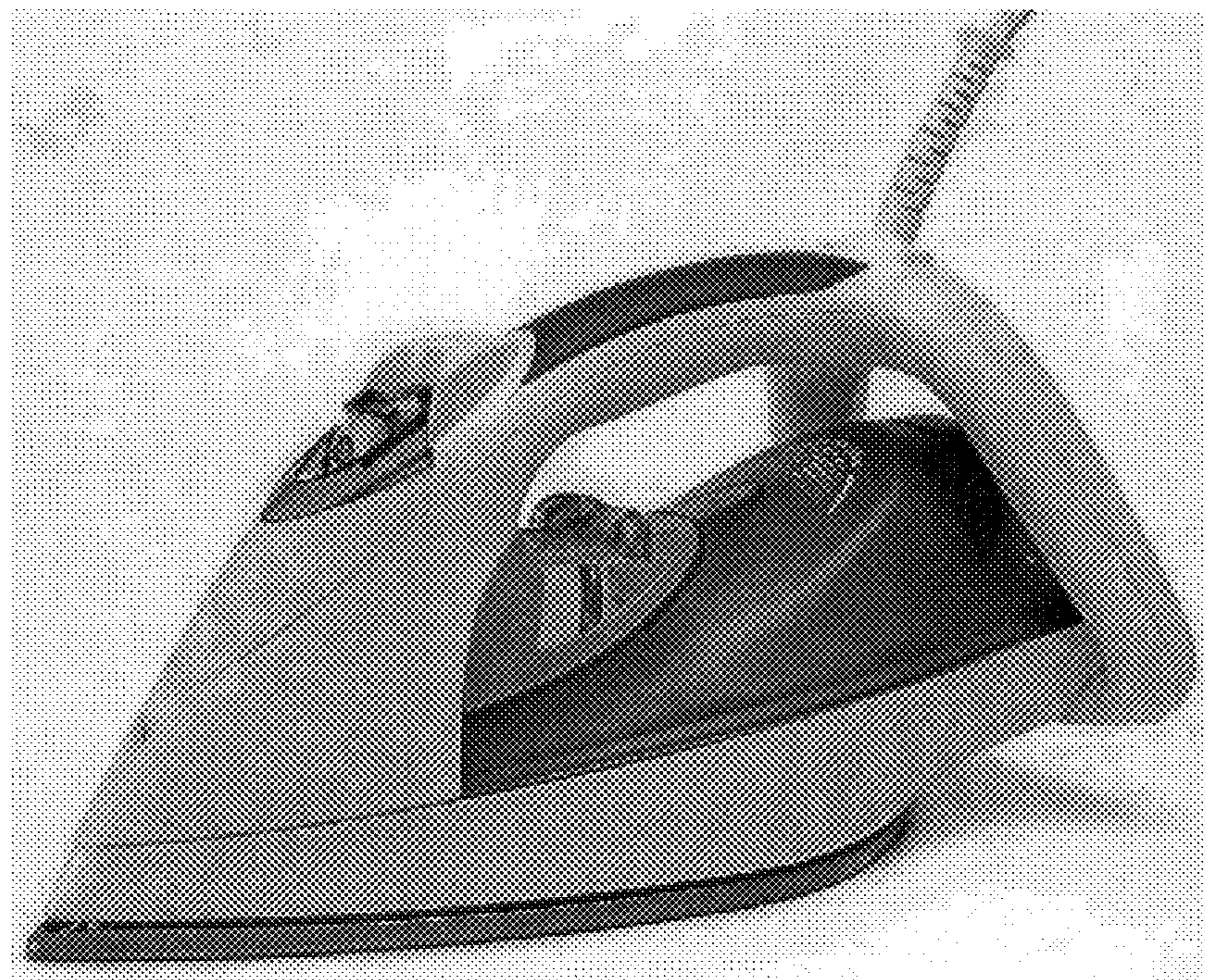
FIG. 4 is a side elevational view thereof from the right of FIG. 2;

FIG. 5 is a rear elevational view thereof;

FIG. 6 is a top plan view thereof; and,

FIG. 7 is a bottom view thereof.

1 Claim, 7 Drawing Sheets



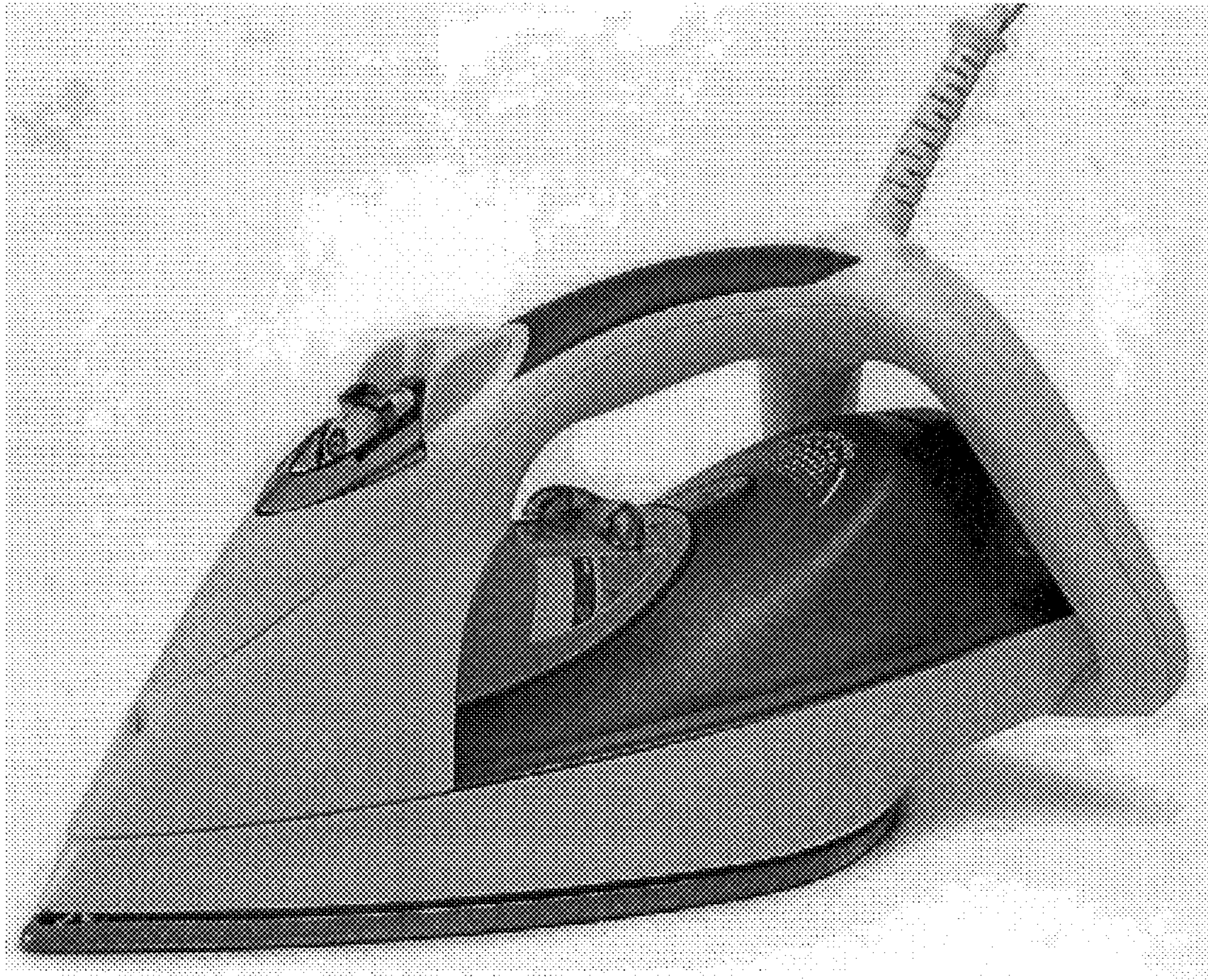


Fig. 1

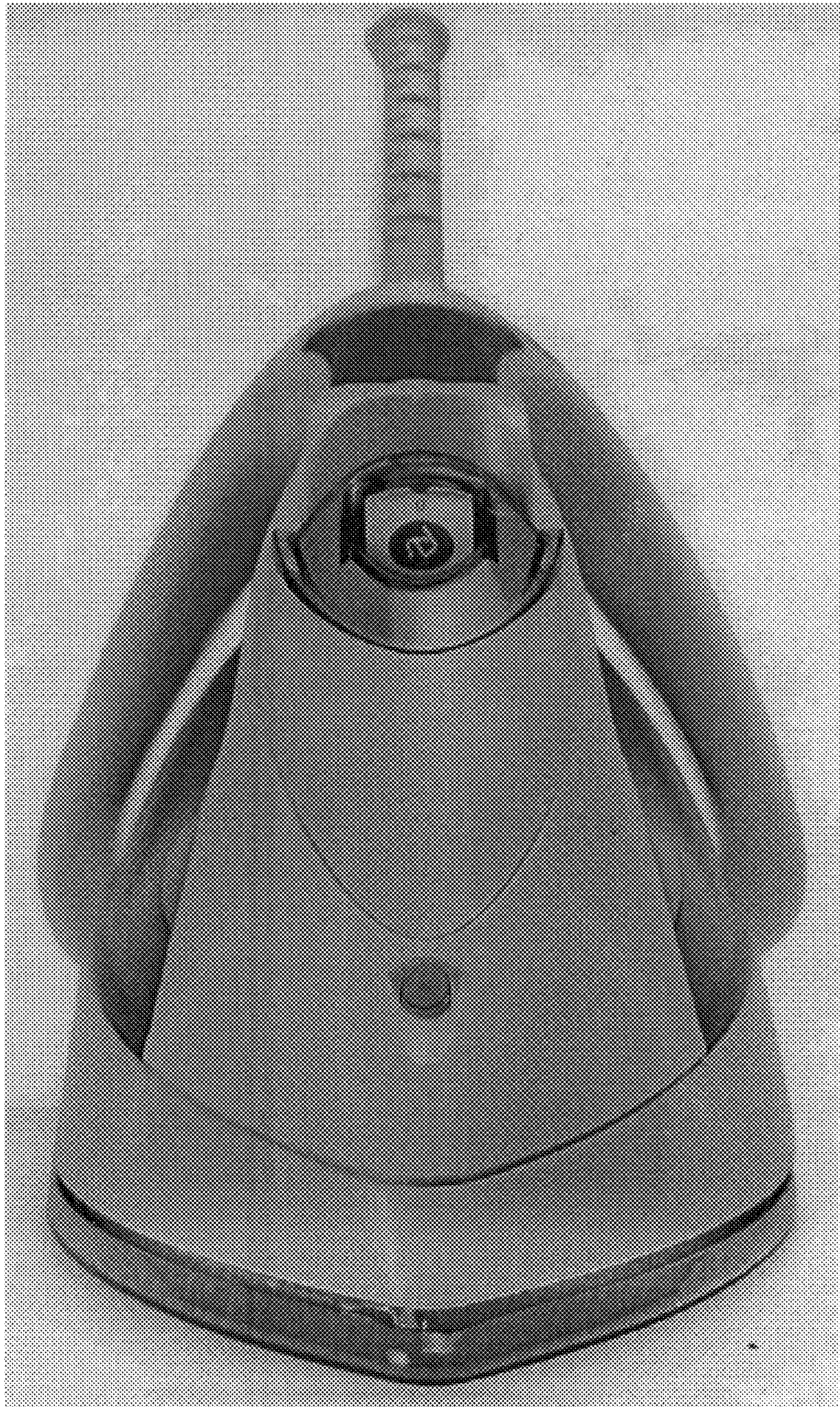


Fig. 2




Fig. 3




Fig. 4

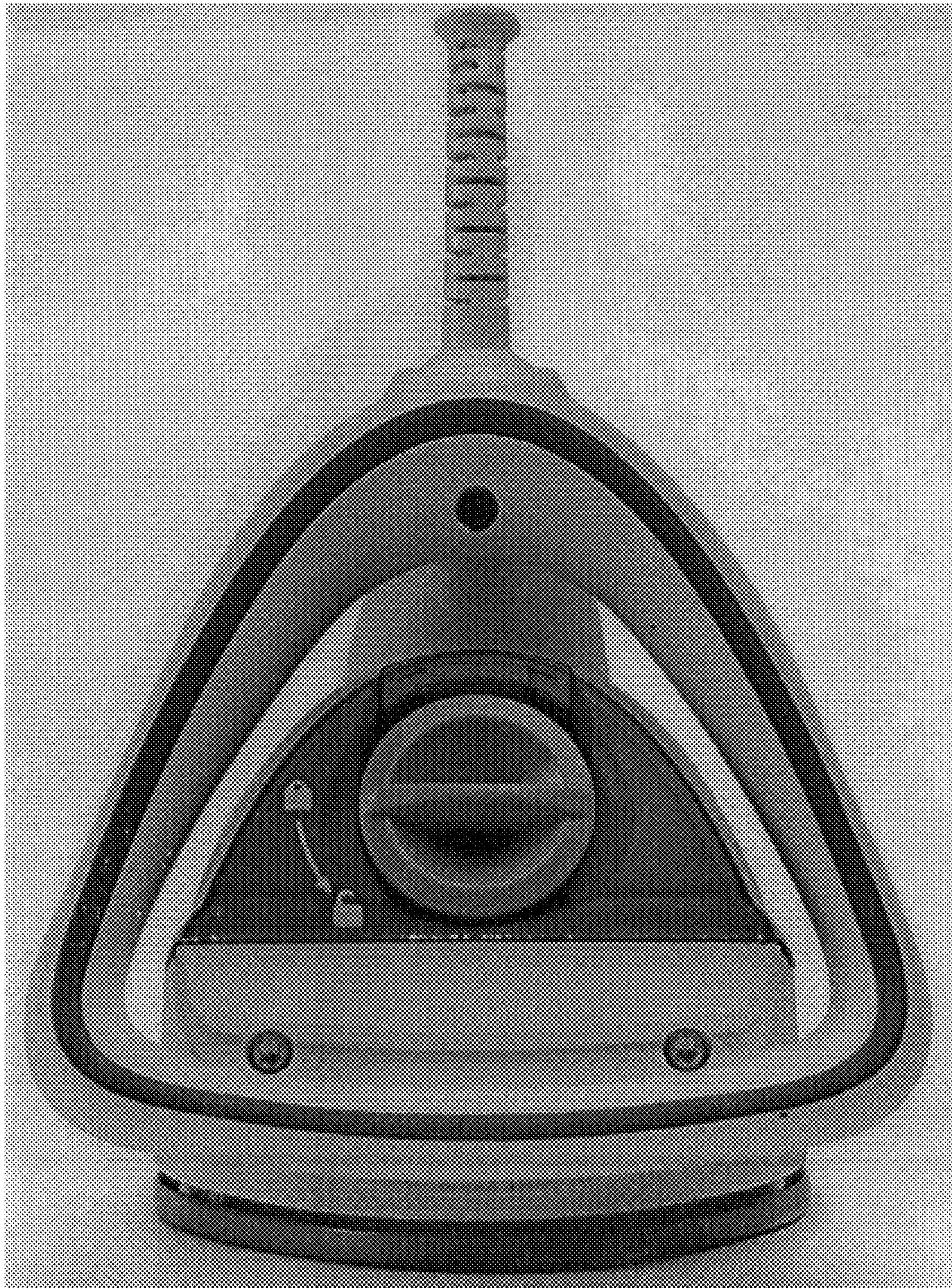


Fig. 5




Fig. 6

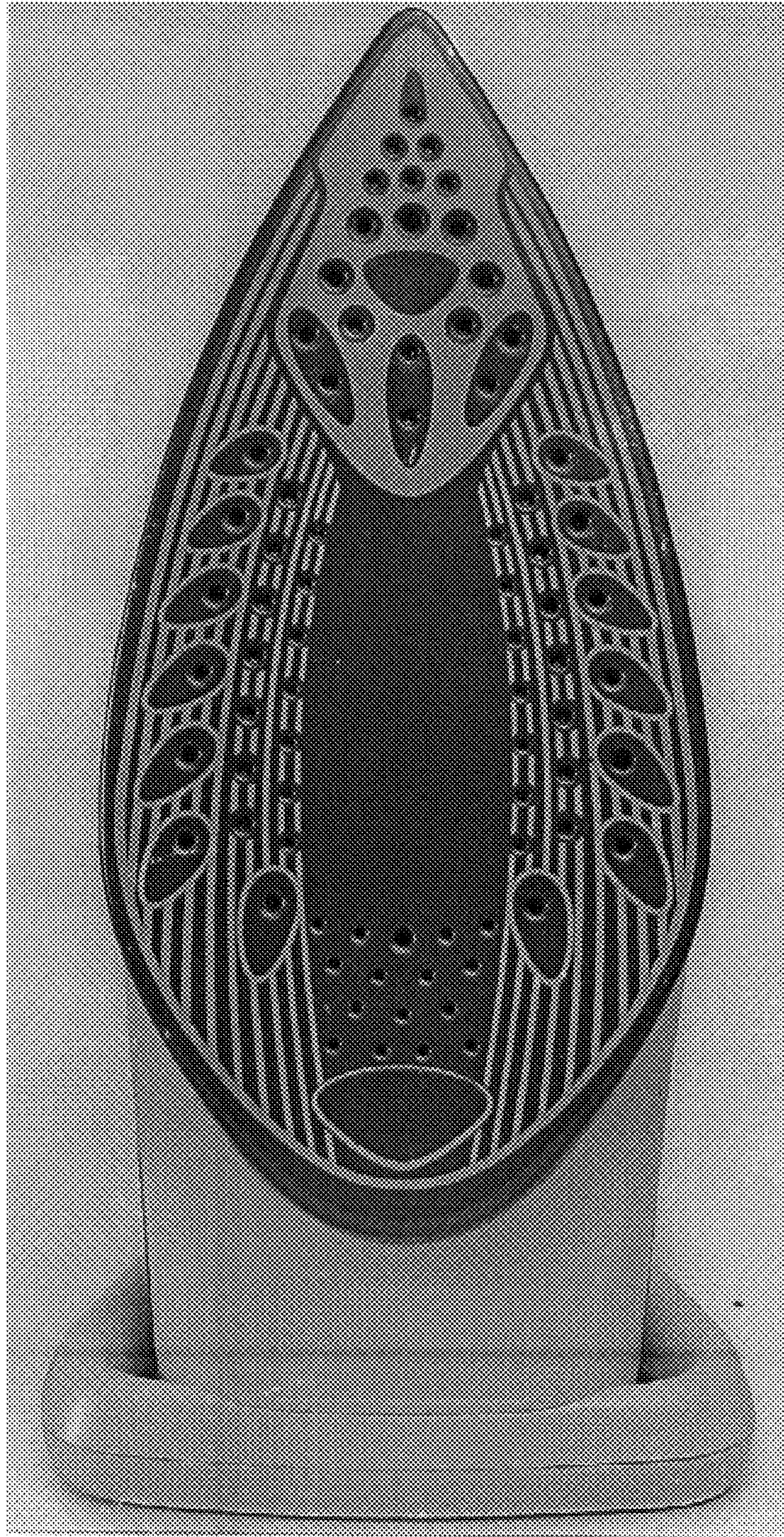


Fig. 7