



US00D552799S

(12) **United States Design Patent**  
**Williams**

(10) **Patent No.:** **US D552,799 S**  
(45) **Date of Patent:** **\*\* Oct. 9, 2007**

(54) **CONTOURED BACK SCRATCHER**

(76) Inventor: **James Williams**, 140 S. 17th Ave.,  
Maywood, IL (US) 60153

(\*\*) Term: **14 Years**

(21) Appl. No.: **29/234,188**

(22) Filed: **Jul. 14, 2005**

(51) **LOC (8) Cl.** ..... **28-99**

(52) **U.S. Cl.** ..... **D28/91.2; D8/14; D32/49**

(58) **Field of Classification Search** ..... 15/236.01,  
15/236.08; 601/137; D28/91.2; D8/13,  
D8/14, 107; D32/46, 49

See application file for complete search history.

(56) **References Cited**

**U.S. PATENT DOCUMENTS**

D35,243 S *	10/1901	Todd	.....	D32/49
3,155,997 A *	11/1964	Gallagher	.....	15/236.01
D244,345 S *	5/1977	Poveromo	.....	D32/49
D266,280 S	9/1982	Toyama		
4,381,766 A	5/1983	Avolio		
4,574,788 A	3/1986	Jordan		
4,776,835 A	10/1988	Lee		
D312,145 S	11/1990	Murphy		

D330,094 S	10/1992	Chmura, Jr.		
D369,439 S	4/1996	Fischer		
5,706,553 A *	1/1998	Riley et al.	.....	15/236.01
D433,604 S *	11/2000	Tipp	.....	D8/14
6,221,034 B1	4/2001	Chaplin		

\* cited by examiner

*Primary Examiner*—Jennifer Rivard

(74) *Attorney, Agent, or Firm*—Philip H. Kier

(57) **CLAIM**

The ornamental design for a contoured back scratcher, as shown and described.

**DESCRIPTION**

FIG. 1 is a perspective view of the contoured back scratcher embodying my design;

FIG. 2 is a front view thereof;

FIG. 3 is a back view thereof;

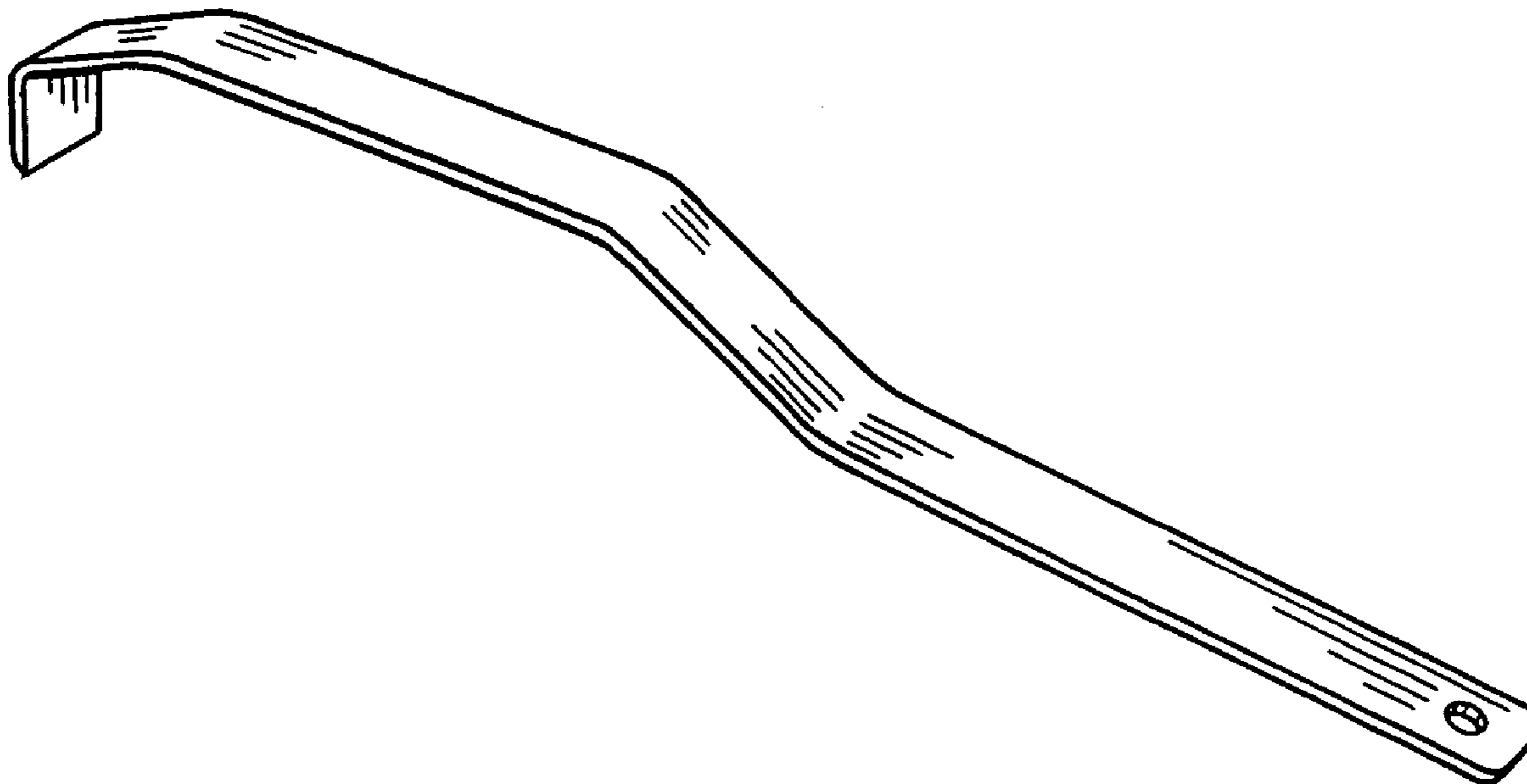
FIG. 4 is a top view thereof;

FIG. 5 is a bottom view thereof;

FIG. 6 is a left side view thereof; and,

FIG. 7 is a right side view thereof.

**1 Claim, 1 Drawing Sheet**



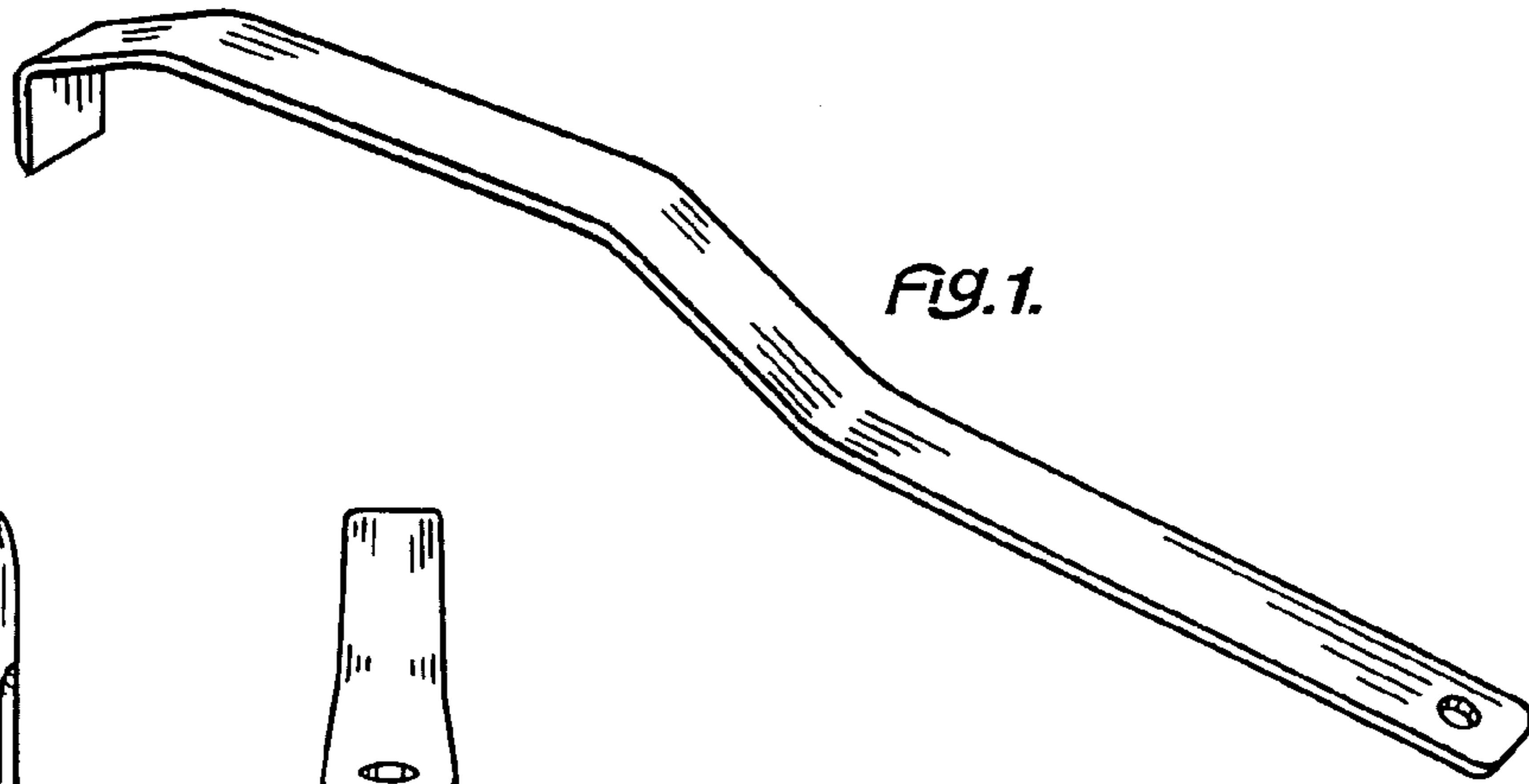


FIG. 1.

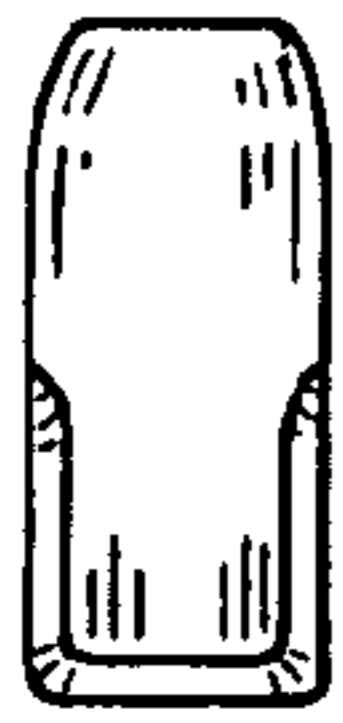


FIG. 2.



FIG. 3.




FIG. 4.

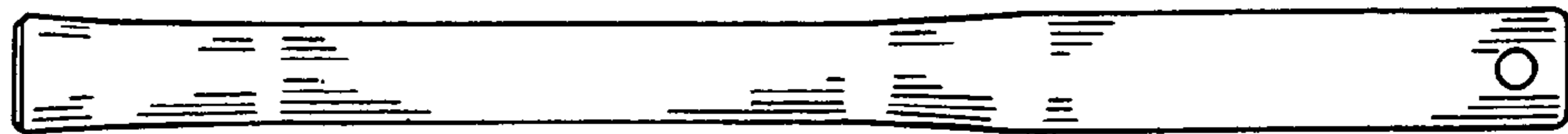


FIG. 5.



FIG. 6.

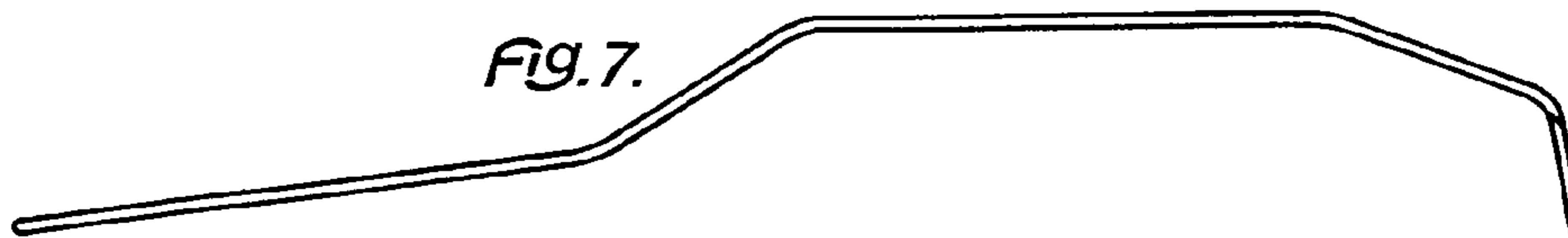


FIG. 7.