



US00D552790S

(12) **United States Design Patent** (10) **Patent No.:** **US D552,790 S**
Catron et al. (45) **Date of Patent:** **** Oct. 9, 2007**

(54) **SMOKING WASTE CONTAINER**

(57) **CLAIM**

(75) Inventors: **Mark A. Catron**, Winchester, VA (US);
Steven R. Jones, Stephens City, VA
(US); **Bartholomew J. Wellisley**,
Winchester, VA (US)

The ornamental design for a smoking waste container, as shown and described.

(73) Assignee: **Rubbermaid Commercial Products LLC**, Winchester, VA (US)

DESCRIPTION

(**) Term: **14 Years**

FIG. 1 is a top frontal perspective view of a smoking waste container according to our new design;

(21) Appl. No.: **29/267,034**

FIG. 2 is a front view of the smoking waste container shown in FIG. 1;

(22) Filed: **Oct. 4, 2006**

FIG. 3 is a back view of the smoking waste container shown in FIG. 1;

(51) **LOC (8) Cl.** **27-01**

FIG. 4 is a left side view of the smoking waste container shown in FIG. 1;

(52) **U.S. Cl.** **D27/124; D27/133**

FIG. 5 is a right side view of the smoking waste container shown in FIG. 1;

(58) **Field of Classification Search** 131/231,
131/235.1, 236, 234, 237.5, 238, 256, 240.1-245;
D27/102-108, 122-124, 133-137; 220/576;
206/246

FIG. 6 is a top view of the smoking waste container shown in FIG. 1;

See application file for complete search history.

FIG. 7 is a bottom view of the smoking waste container shown in FIG. 1;

FIG. 8 is a top frontal perspective view of another smoking waste container according to our new design;

(56) **References Cited**

U.S. PATENT DOCUMENTS

1,278,597 A	9/1918	Conley	
1,364,893 A	1/1921	Schulte et al.	
1,695,346 A	12/1928	Reese	
1,799,829 A	4/1931	Miller et al.	
1,873,029 A	8/1932	Putterman	
D100,049 S *	6/1936	Schultz	D27/123
D101,459 S *	10/1936	Hoffman	D27/124
2,087,360 A	7/1937	Shekerjian	
D106,817 S *	11/1937	Mascowan	D27/123
2,110,773 A	3/1938	Nelson	
2,221,300 A	11/1940	Kelly	

FIG. 9 is a front view of the smoking waste container shown in FIG. 8;

FIG. 10 is a back view of the smoking waste container shown in FIG. 8;

FIG. 11 is a left side view of the smoking waste container shown in FIG. 8;

FIG. 12 is a right side view of the smoking waste container shown in FIG. 8;

FIG. 13 is a top view of the smoking waste container shown in FIG. 8; and,

FIG. 14 is a bottom view of the smoking waste container shown in FIG. 8.

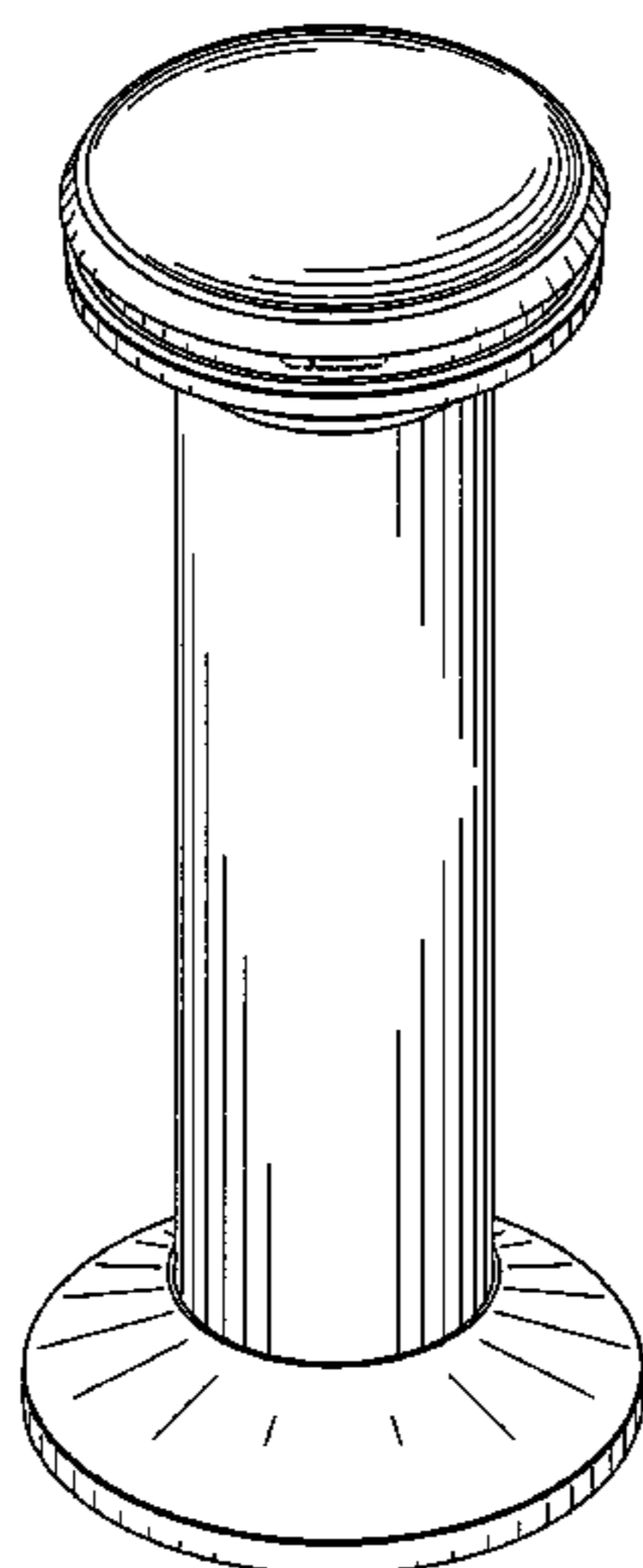
The ornamental design which is claimed is shown in solid lines in the drawings. The broken lines in the drawings are for illustrative purposes only and form no part of the claimed design.

(Continued)

Primary Examiner—Jennifer Rivard

(74) *Attorney, Agent, or Firm*—Foley & Lardner LLP

1 Claim, 12 Drawing Sheets



US D552,790 S

Page 2

U.S. PATENT DOCUMENTS							
2,380,377	A	7/1945	Baylis	4,133,319	A	1/1979	Bloomfield
D143,671	S	* 1/1946	Panzer D27/123	5,617,880	A	4/1997	Landuydt
D157,712	S	3/1950	Taylor	5,924,425	A	7/1999	Luedecke
2,716,414	A	8/1955	Nelson	6,145,510	A	11/2000	Clark
2,747,101	A	5/1956	Hammond	D515,730	S	2/2006	Weiss et al.
3,283,938	A	11/1966	Vidal	D522,688	S	6/2006	Goldberg
3,591,073	A	7/1971	Dennis	2002/0162844	A1	11/2002	Luedecke et al.
3,848,769	A	11/1974	Beil	2005/0109355	A1	5/2005	Goldberg et al.
4,061,149	A	12/1977	Rackowski	2006/0096992	A1	5/2006	Weiss et al.
D248,329	S	6/1978	Gensini				

* cited by examiner

Fig. 1

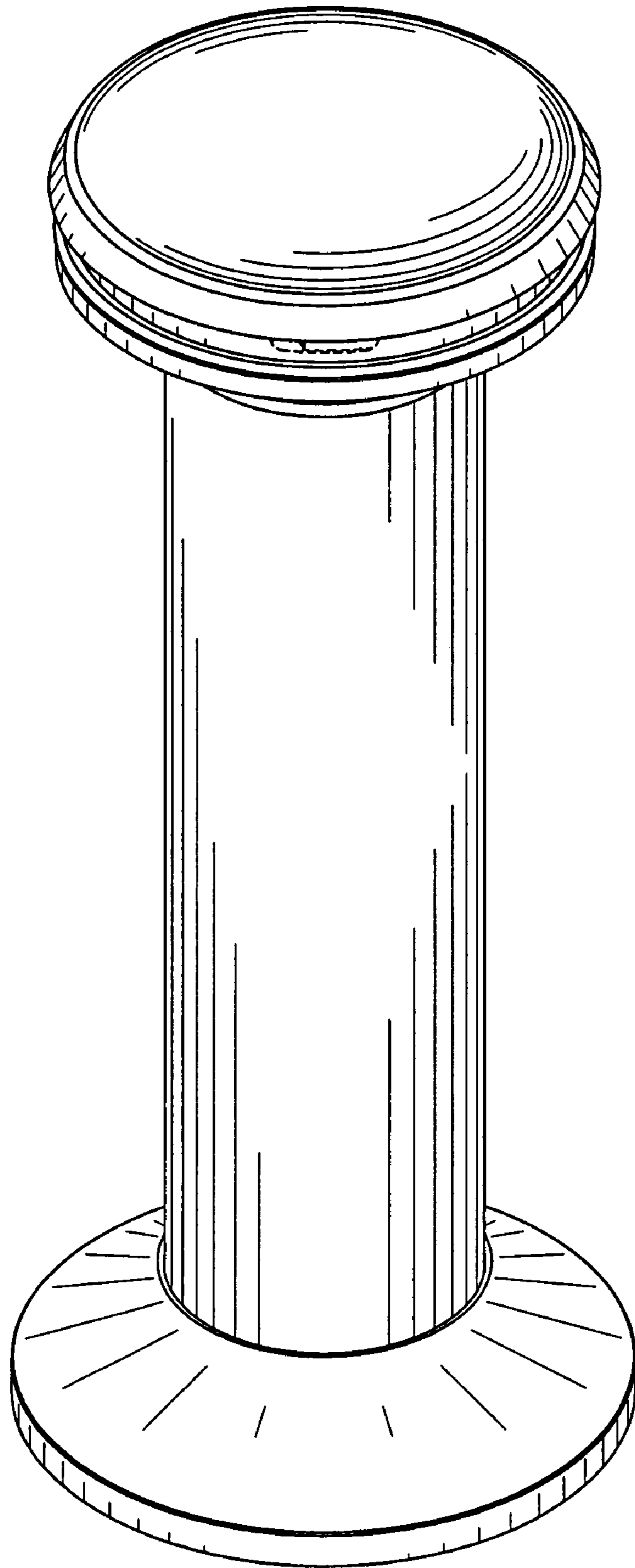


Fig. 2

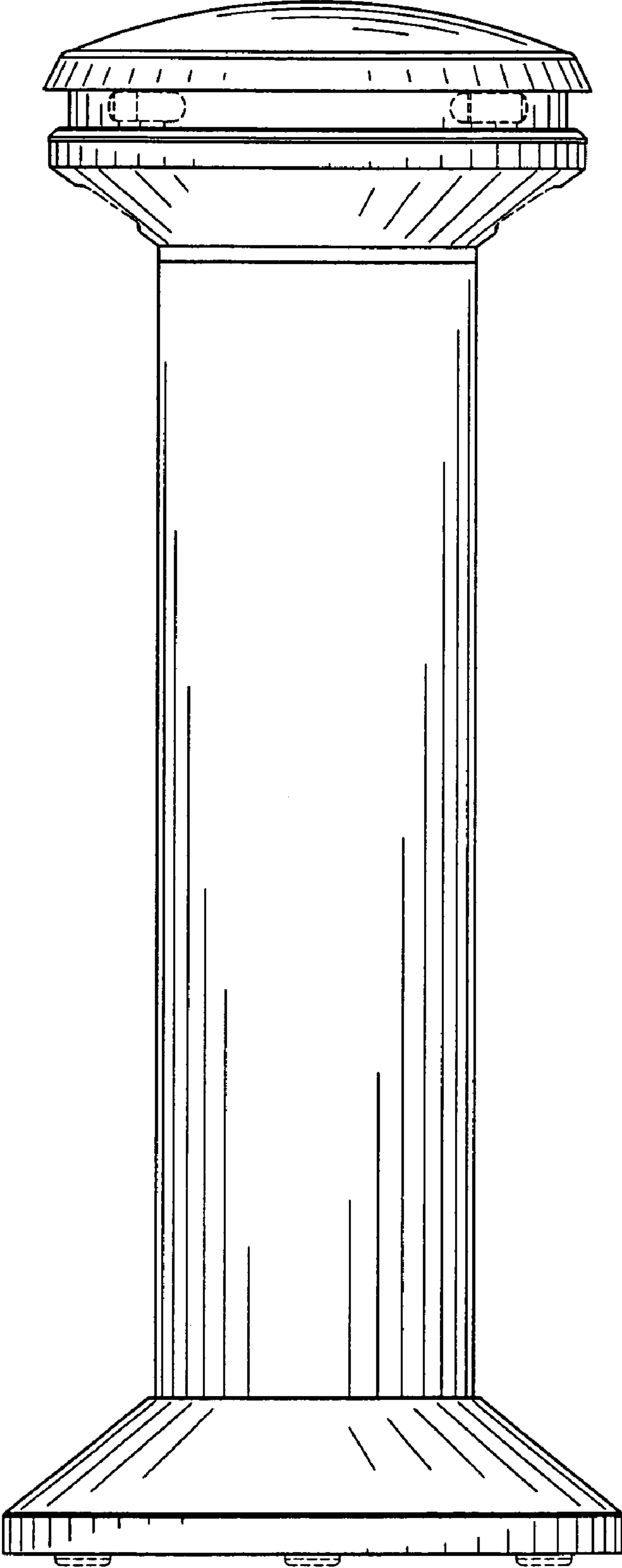


Fig. 3

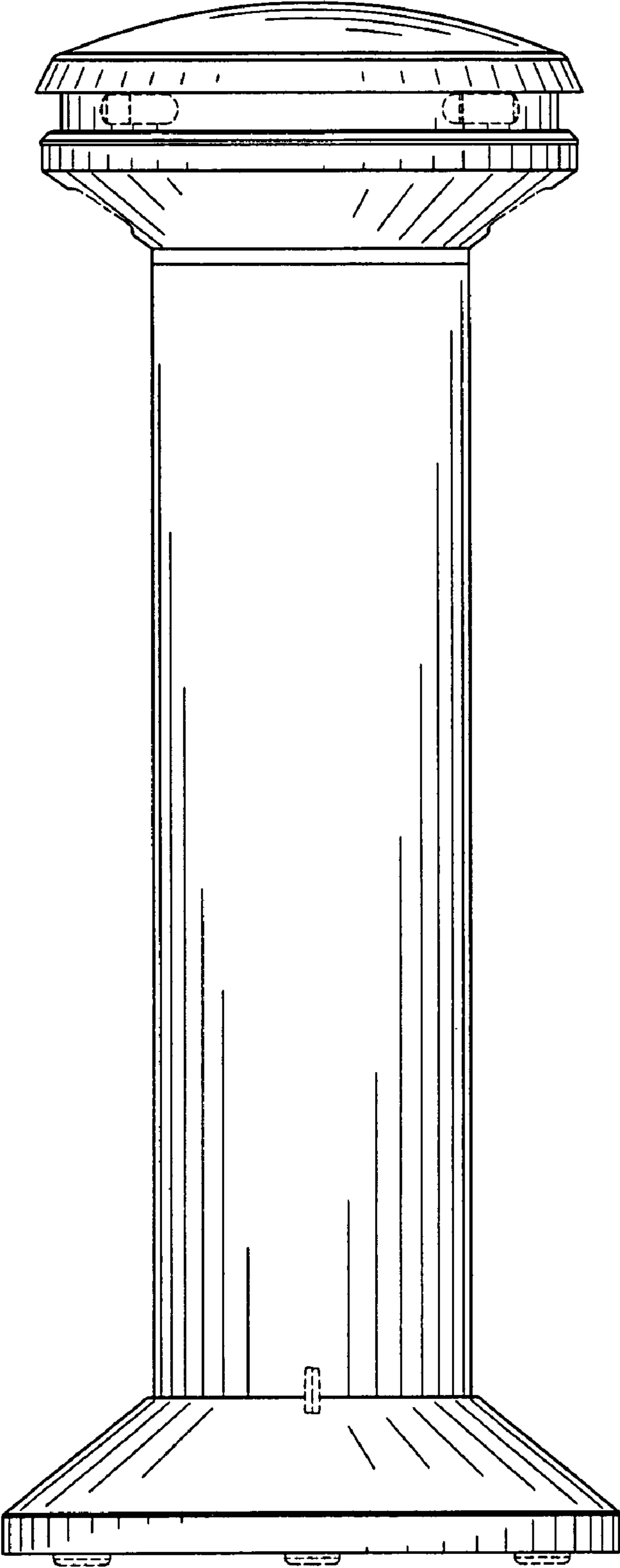


Fig. 4

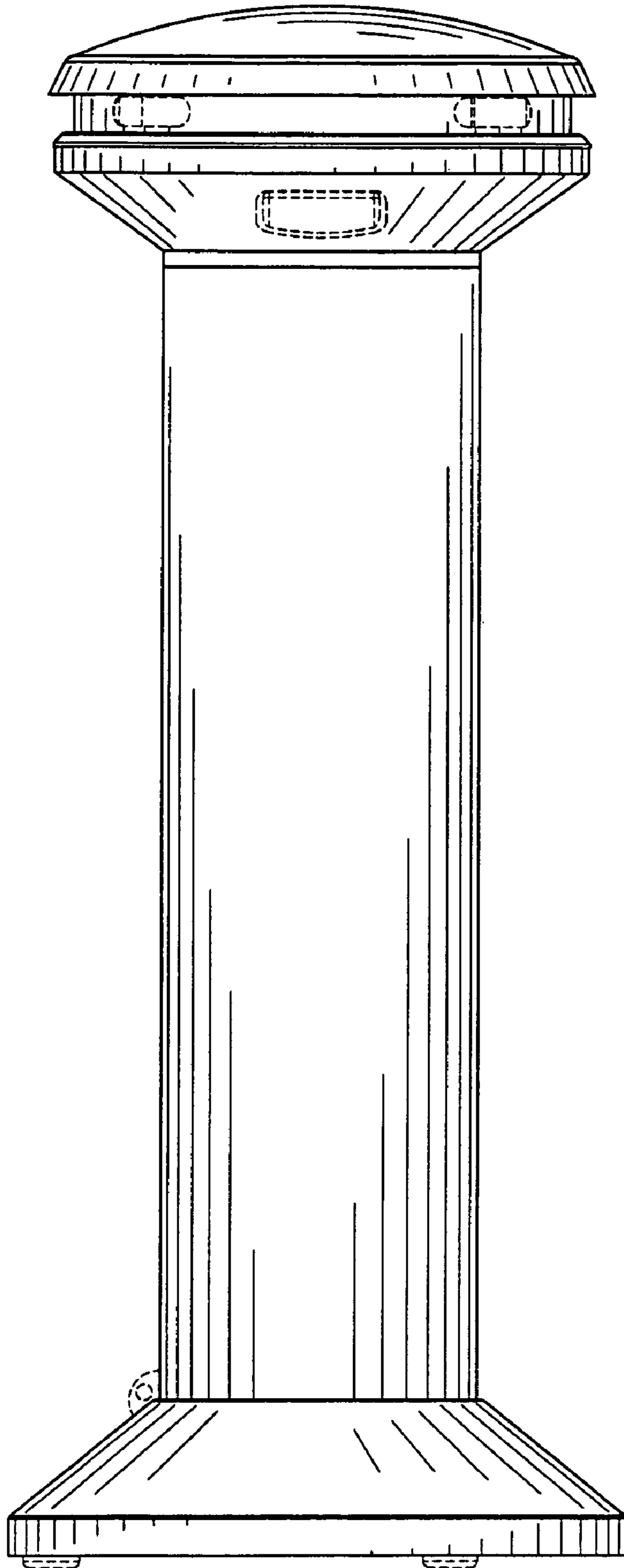


Fig. 5

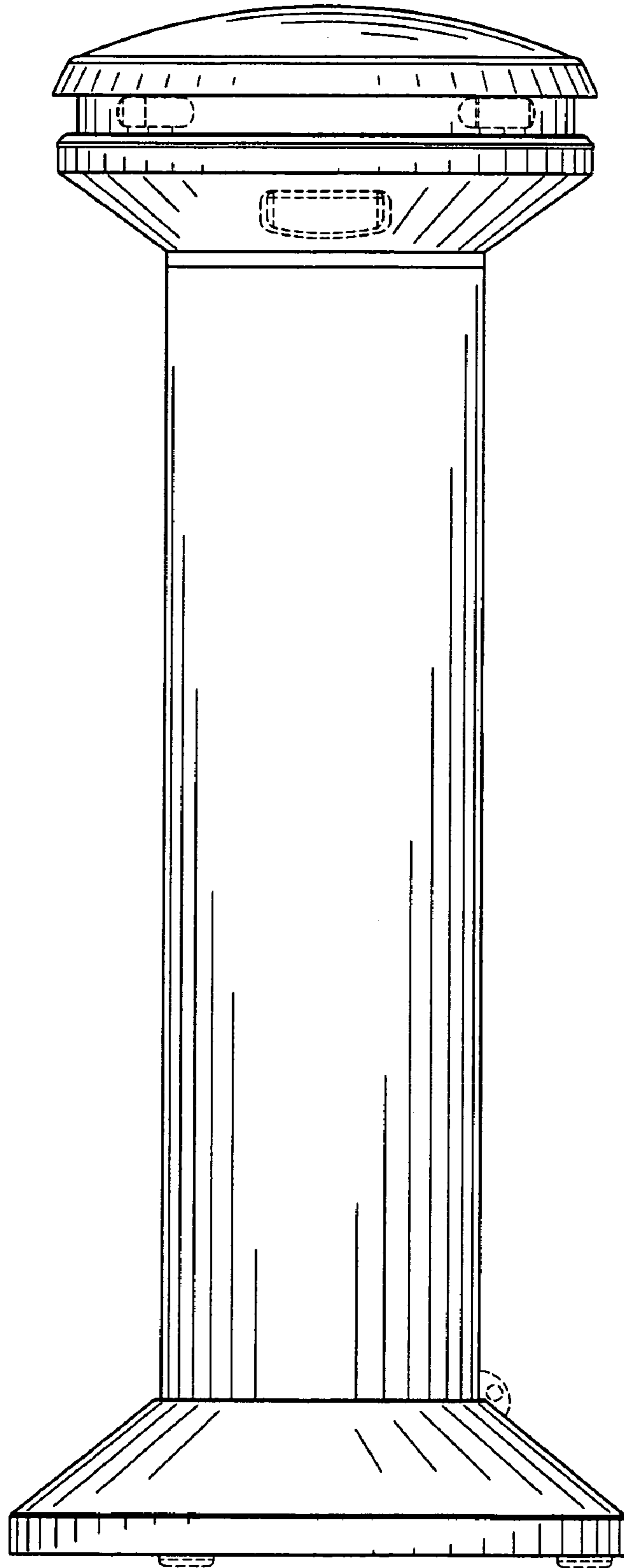


Fig. 6

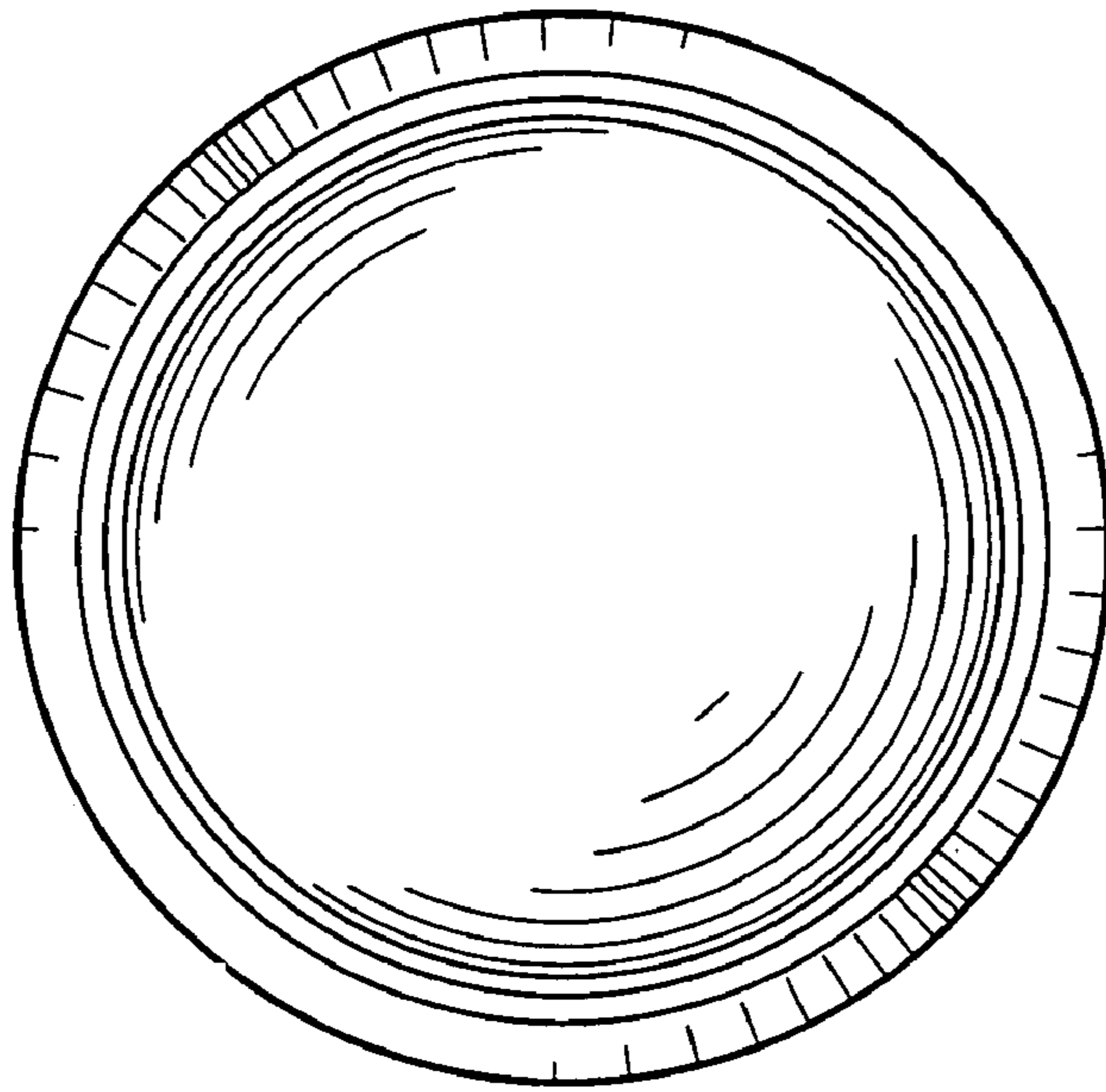


Fig. 7

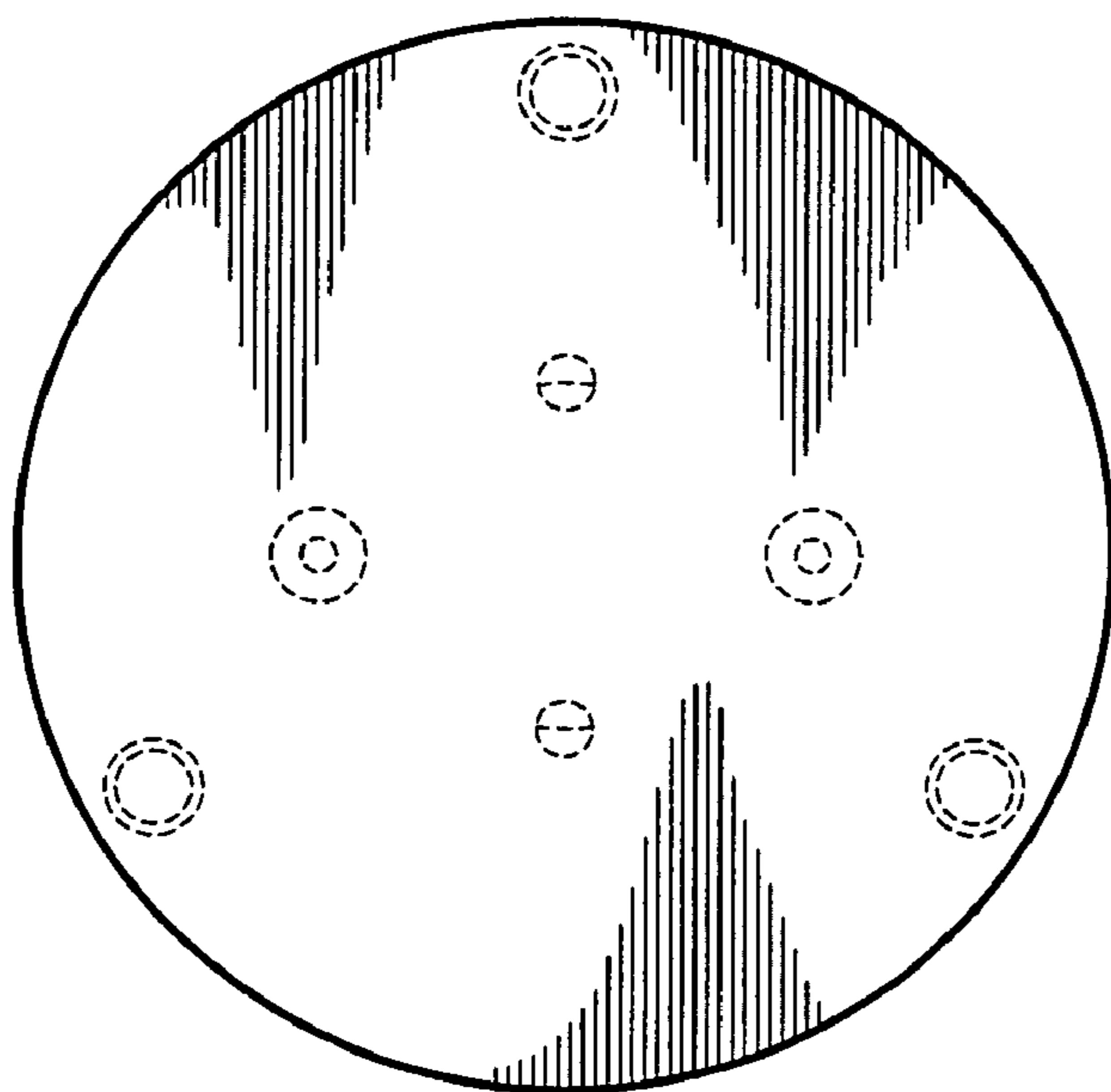


Fig. 8




Fig. 9




Fig. 10




Fig. 11




Fig. 12




Fig. 13

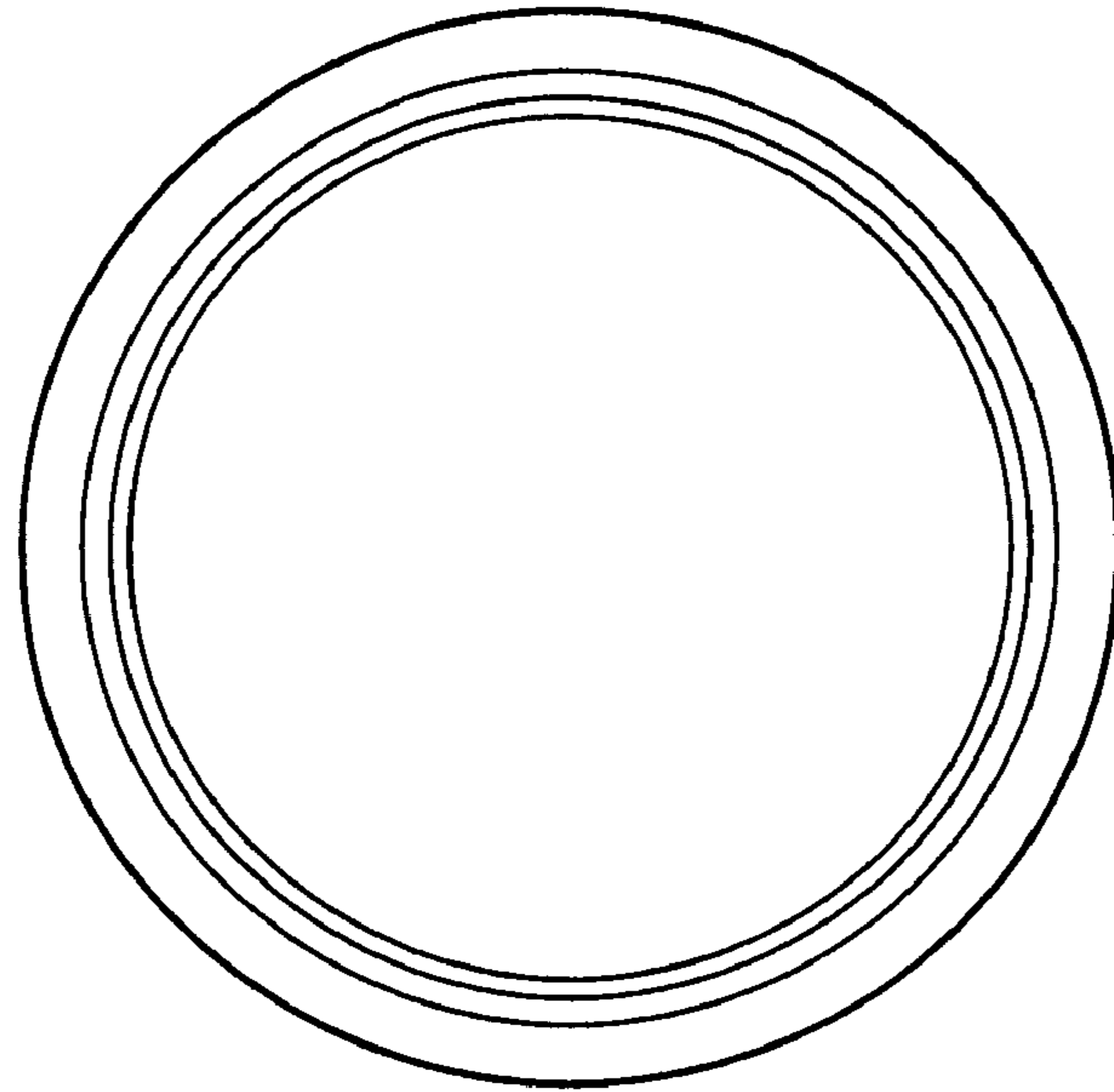


Fig. 14

