



US00D552776S

(12) **United States Design Patent**
Osiecki et al.

(10) **Patent No.:** **US D552,776 S**

(45) **Date of Patent:** **** Oct. 9, 2007**

(54) **FLASHLIGHT**

(75) Inventors: **Scott W. Osiecki**, Skaneateles, NY (US); **Peter C. Castellucci**, Syracuse, NY (US); **Todd B. Abernethy**, Syracuse, NY (US)

(73) Assignee: **Eveready Battery Company, Inc.**, St. Louis, MO (US)

(**) Term: **14 Years**

(21) Appl. No.: **29/266,720**

(22) Filed: **Sep. 27, 2006**

(51) **LOC (8) Cl.** **26-02**

(52) **U.S. Cl.** **D26/49; D26/37**

(58) **Field of Classification Search** D26/37, D26/40, 42, 46, 48, 49, 50; 362/157, 158, 362/171-174, 183, 184, 187, 190, 196, 199, 362/202, 203, 204, 205, 206, 208

See application file for complete search history.

(56) **References Cited**

U.S. PATENT DOCUMENTS

D467,022 S *	12/2002	Fritz	D26/49
D493,904 S *	8/2004	Dalton et al.	D26/49
D494,299 S *	8/2004	Dalton et al.	D26/49
D494,300 S *	8/2004	Wright et al.	D26/49
D495,077 S *	8/2004	Chau	D26/49
D496,116 S *	9/2004	Abernethy et al.	D26/49
D498,865 S *	11/2004	Mah	D26/49
D504,534 S *	4/2005	Osiecki et al.	D26/49

D507,064 S *	7/2005	Osiecki et al.	D26/37
D518,216 S *	3/2006	Rugendyke et al.	D26/49
D518,217 S *	3/2006	Rugendyke et al.	D26/49
D520,661 S *	5/2006	Chien	D26/49

* cited by examiner

Primary Examiner—Charles A. Rademaker

Assistant Examiner—Carissa C Fitts

(74) *Attorney, Agent, or Firm*—Gregory J. Adams

(57) **CLAIM**

We claim the ornamental design for a flashlight, as shown and described.

DESCRIPTION

FIG. 1 is a view showing the left front perspective of the flashlight of the present invention;

FIG. 2 is a top view of the flashlight of the present invention;

FIG. 3 is a bottom view of the flashlight of the present invention;

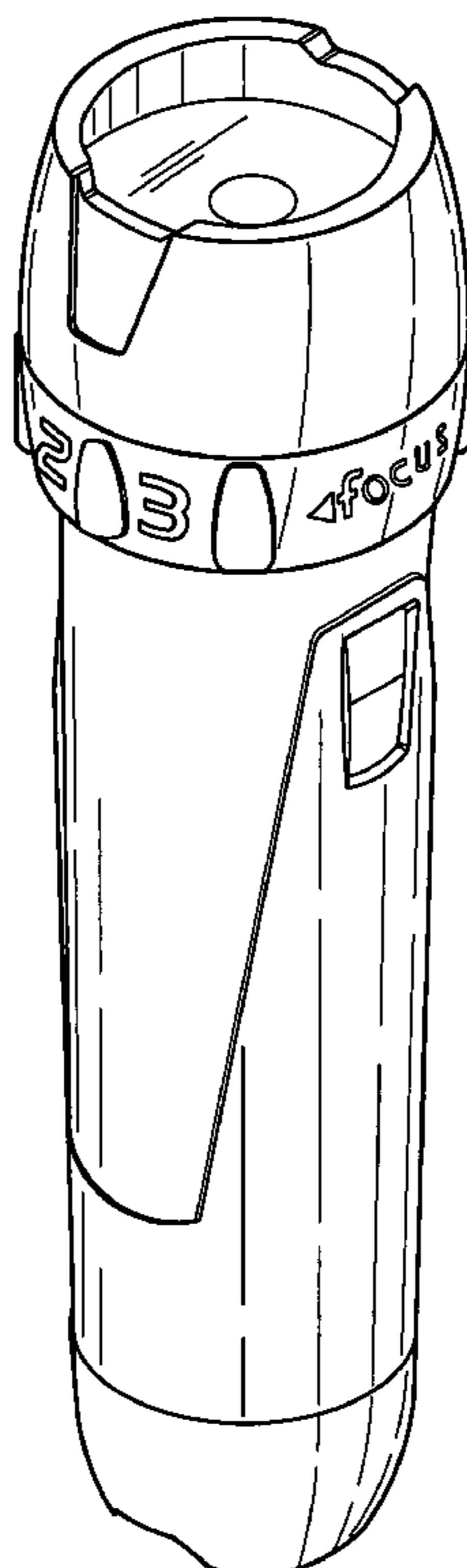
FIG. 4 is a right side view of the flashlight of the present invention;

FIG. 5 is a left side view of the flashlight of the present invention;

FIG. 6 is a front view of the flashlight of the present invention; and,

FIG. 7 is a rear view of the flashlight of the present invention.

1 Claim, 6 Drawing Sheets



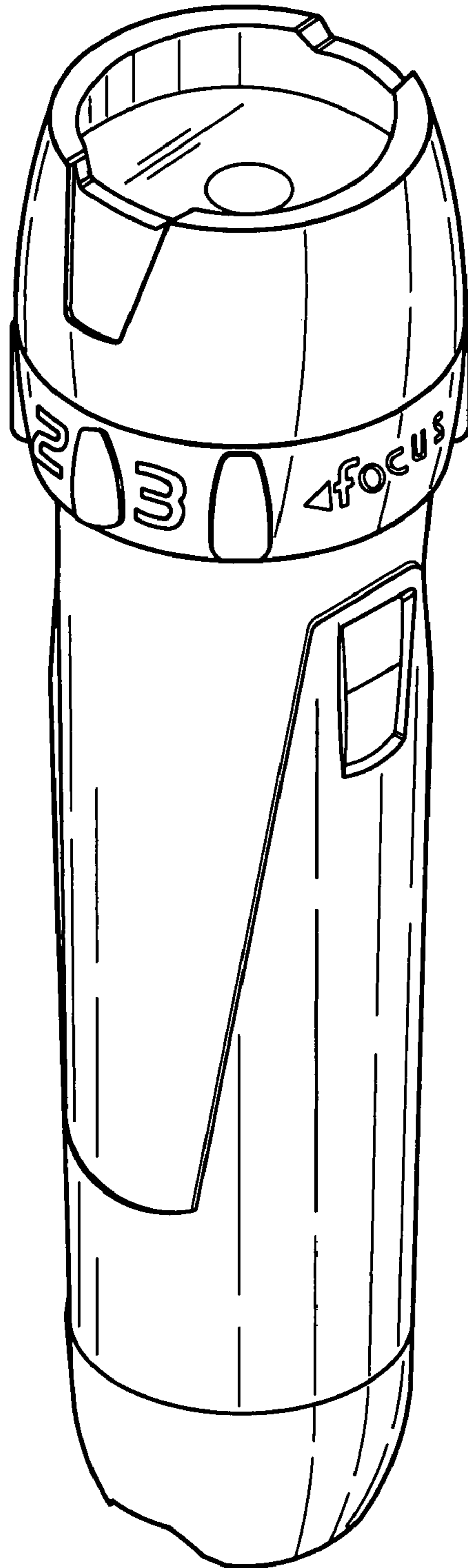


Fig. 1

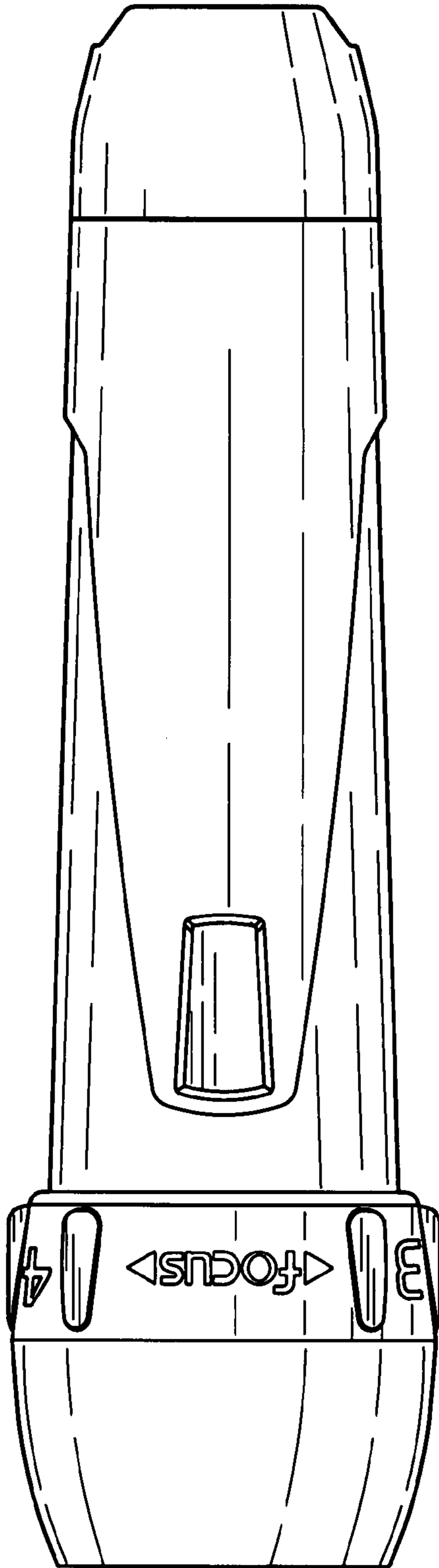


Fig. 2

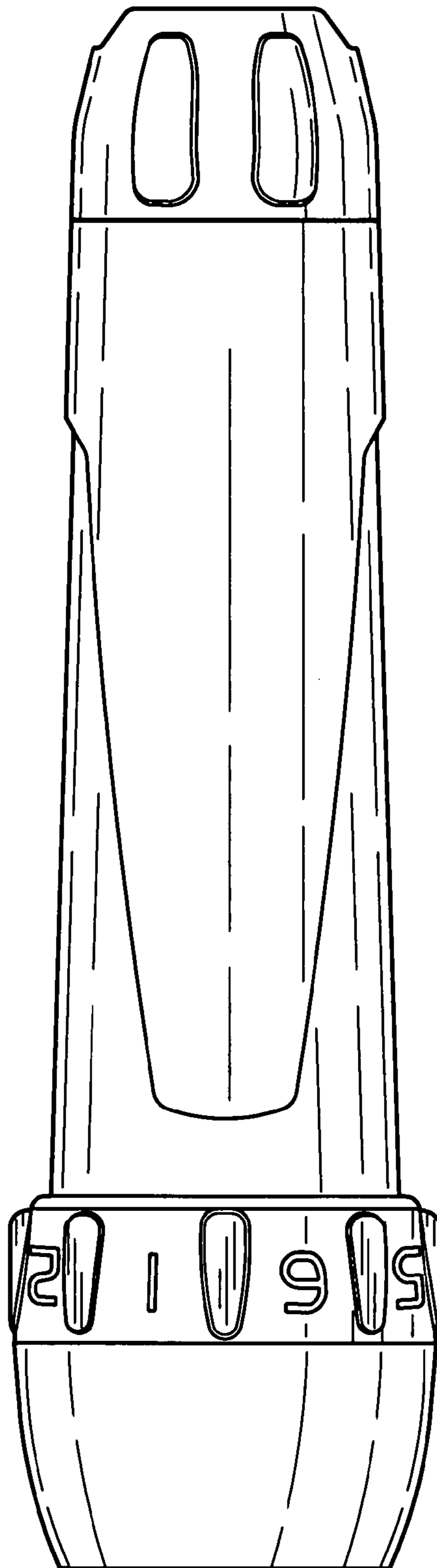


Fig. 3

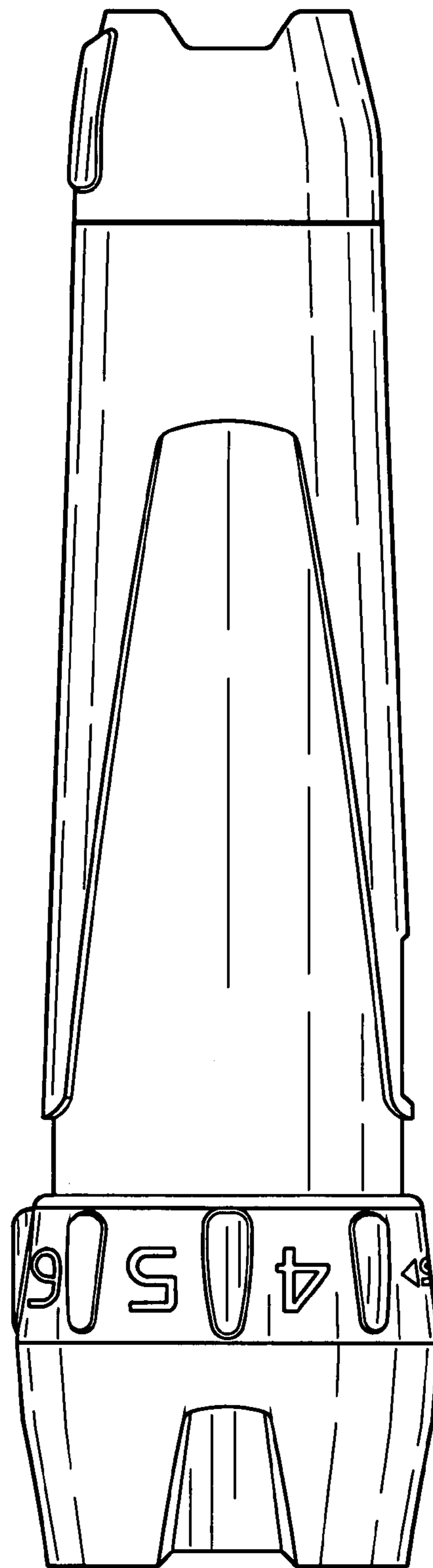


Fig. 4

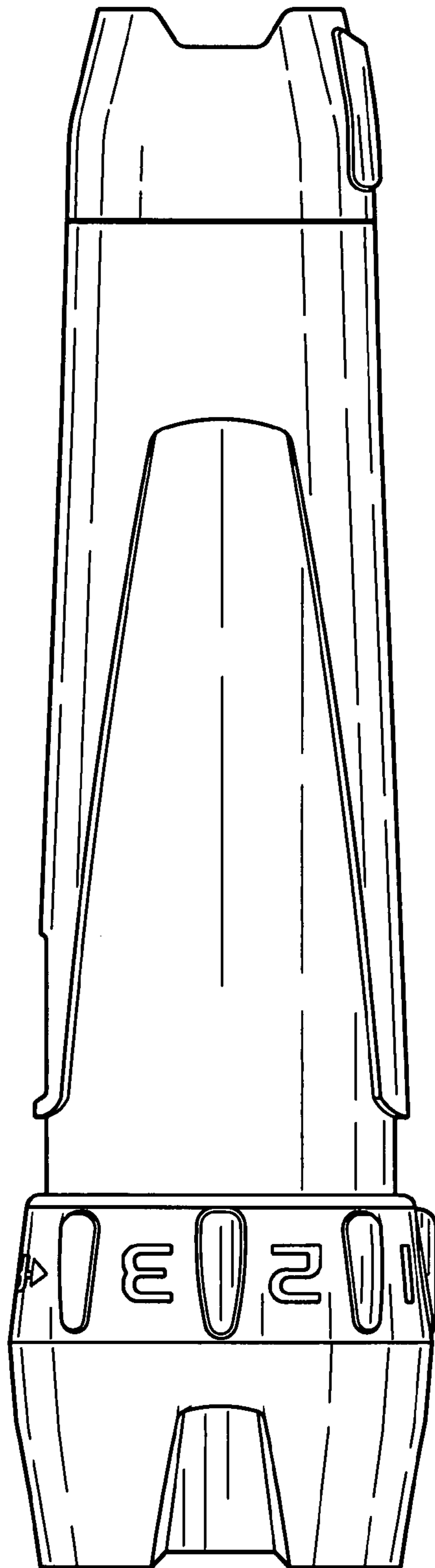


Fig. 5

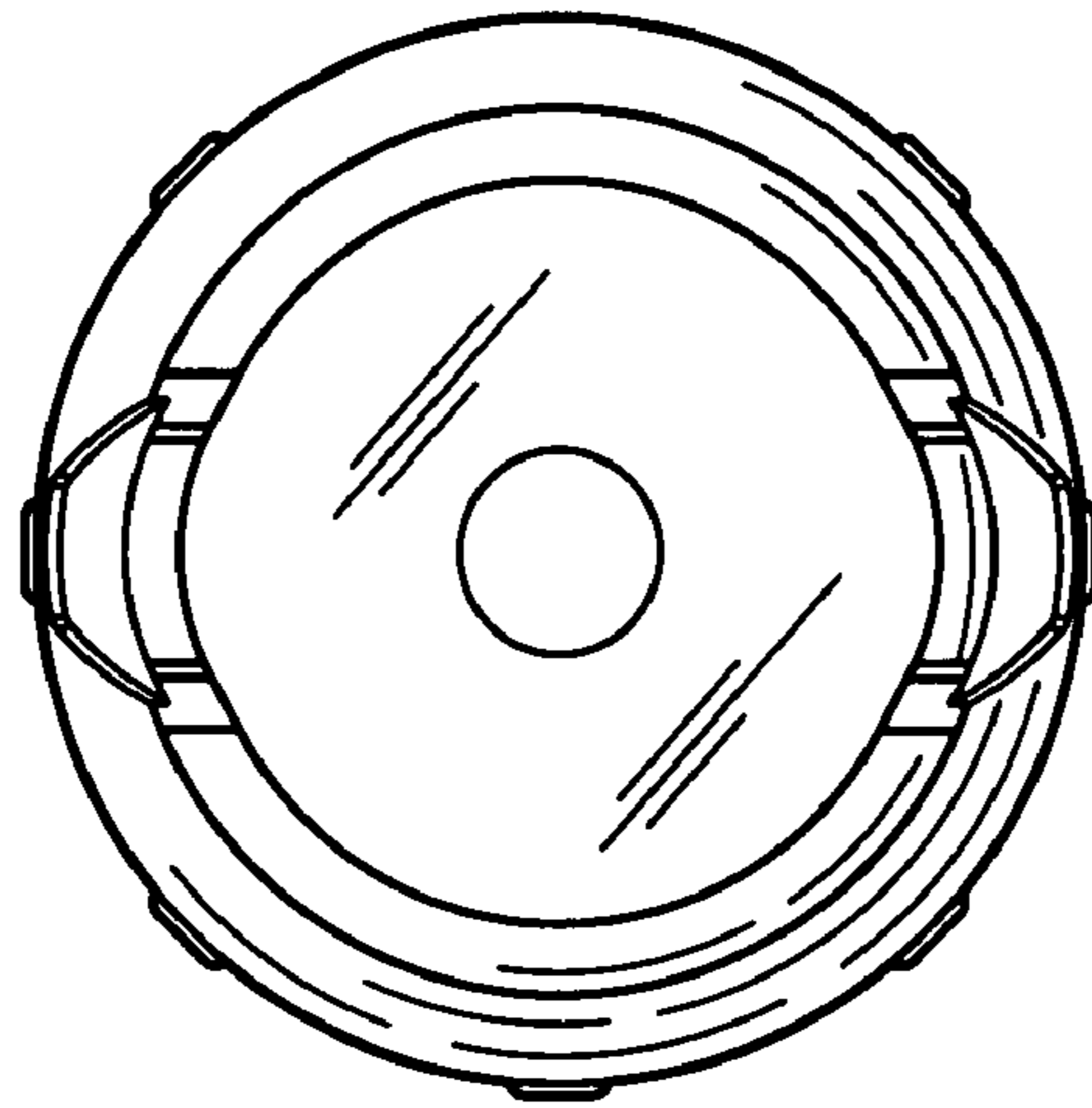


Fig. 6

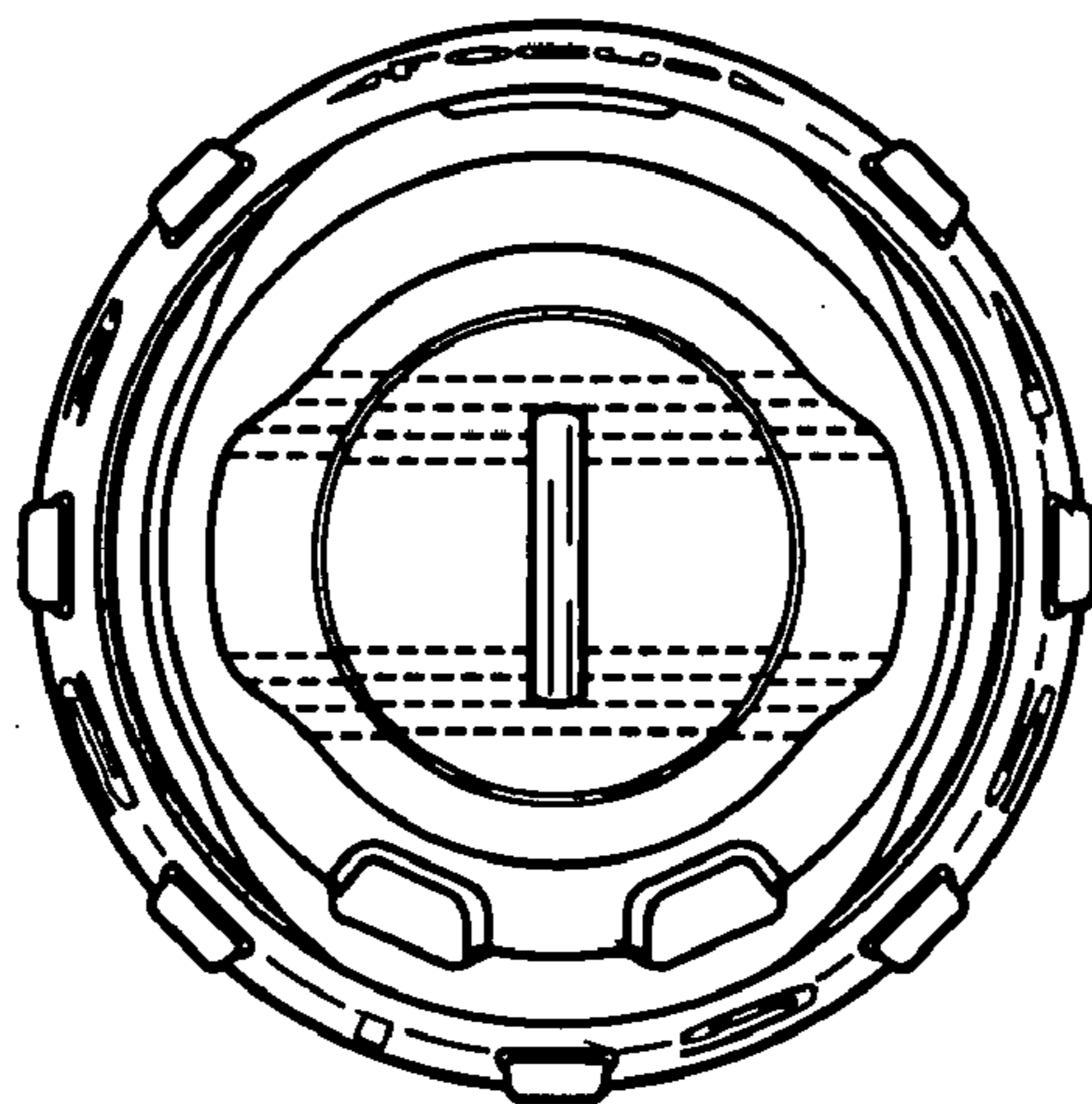


Fig. 7