



US00D552745S

(12) **United States Design Patent**  
**Beckman**

(10) **Patent No.:** **US D552,745 S**

(45) **Date of Patent:** **\*\* Oct. 9, 2007**

(54) **ORAL THERAPY DEVICE**

2004/0215234 A1\* 10/2004 McCardell ..... 606/235

(76) Inventor: **Debra A. Beckman**, 1210 Ridge Rd.,  
Longwood, FL (US) 32750

FOREIGN PATENT DOCUMENTS

GB 1024328 \* 7/1985  
GB 2075595 \* 6/2003

(\*\*) Term: **14 Years**

\* cited by examiner

(21) Appl. No.: **29/251,106**

*Primary Examiner*—Charles A. Rademaker

(22) Filed: **Jan. 4, 2006**

(74) *Attorney, Agent, or Firm*—Nelson Mullins Riley &  
Scarborough LLP

(51) **LOC (8) Cl.** ..... **24-04**

(52) **U.S. Cl.** ..... **D24/194**

(58) **Field of Classification Search** ..... D24/193,  
D24/194, 176, 180, 181, 152; 482/11; 433/69;  
606/234–236; D21/486

(57) **CLAIM**

See application file for complete search history.

The ornamental design for an oral therapy device, as shown  
and described.

**DESCRIPTION**

(56) **References Cited**

FIG. 1 is a perspective view of an oral therapy device  
showing my new design;

U.S. PATENT DOCUMENTS

FIG. 2 is a top plan view thereof, shown on a slightly  
reduced scale;

|               |         |                    |       |         |
|---------------|---------|--------------------|-------|---------|
| D136,301 S *  | 9/1943  | Claffin            | ..... | D24/194 |
| D153,325 S *  | 4/1949  | Storey             | ..... | D24/194 |
| D277,031 S *  | 1/1985  | Panicci            | ..... | D24/194 |
| D324,203 S *  | 2/1992  | Inaba et al.       | ..... | D13/147 |
| D336,520 S *  | 6/1993  | McDaniel           | ..... | D24/194 |
| 5,263,976 A * | 11/1993 | Williams           | ..... | 606/235 |
| 5,957,954 A * | 9/1999  | Badalamenti et al. | ..... | 606/235 |
| D480,147 S *  | 9/2003  | Sanbrook et al.    | ..... | D24/194 |
| D522,658 S *  | 6/2006  | Schiavoni          | ..... | D24/194 |

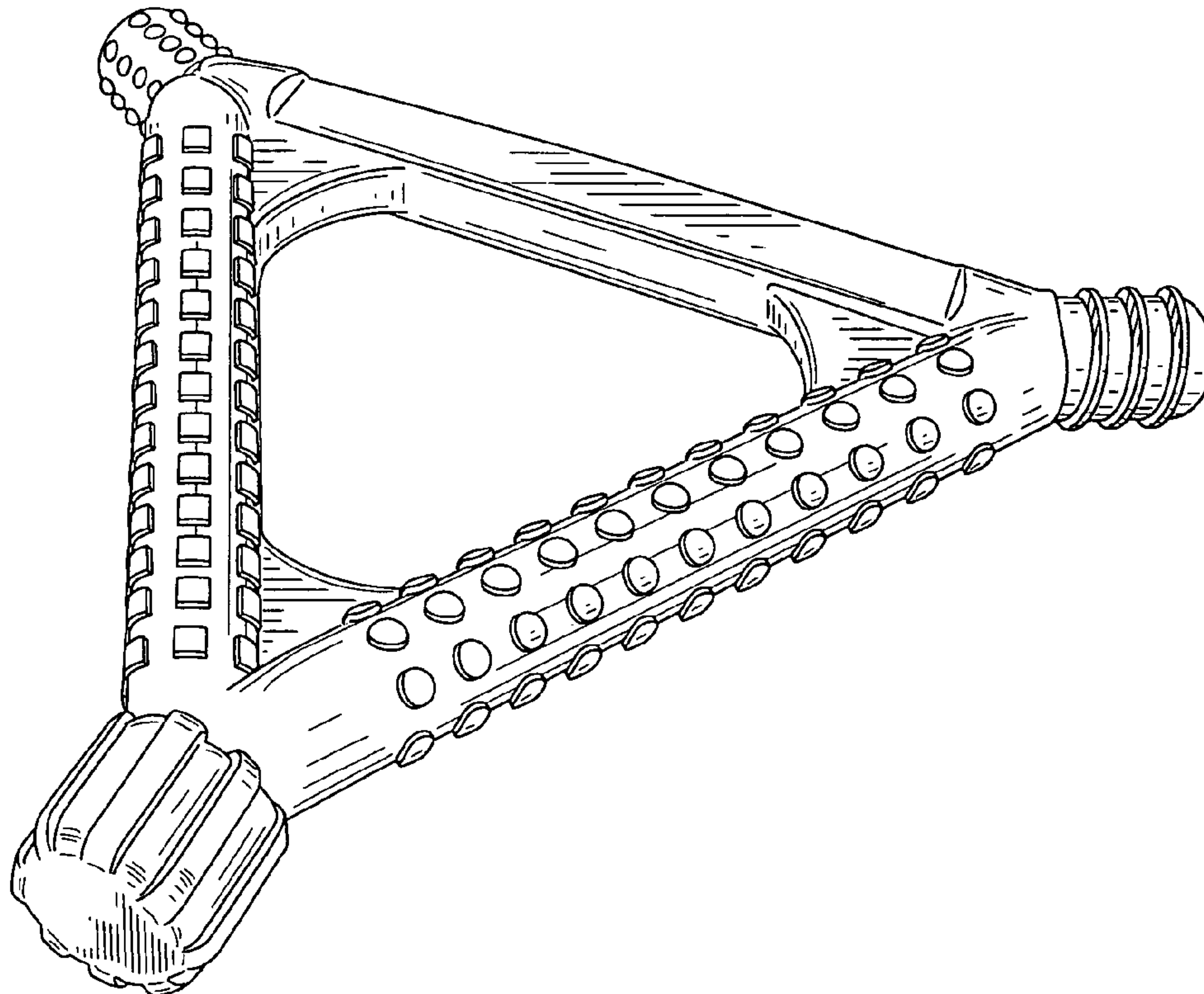
FIG. 3 is a front elevation thereof;

FIG. 4 is a rear elevation thereof;

FIG. 5 is a left side elevation thereof; and,

FIG. 6 is an right side elevation thereof.

**1 Claim, 4 Drawing Sheets**



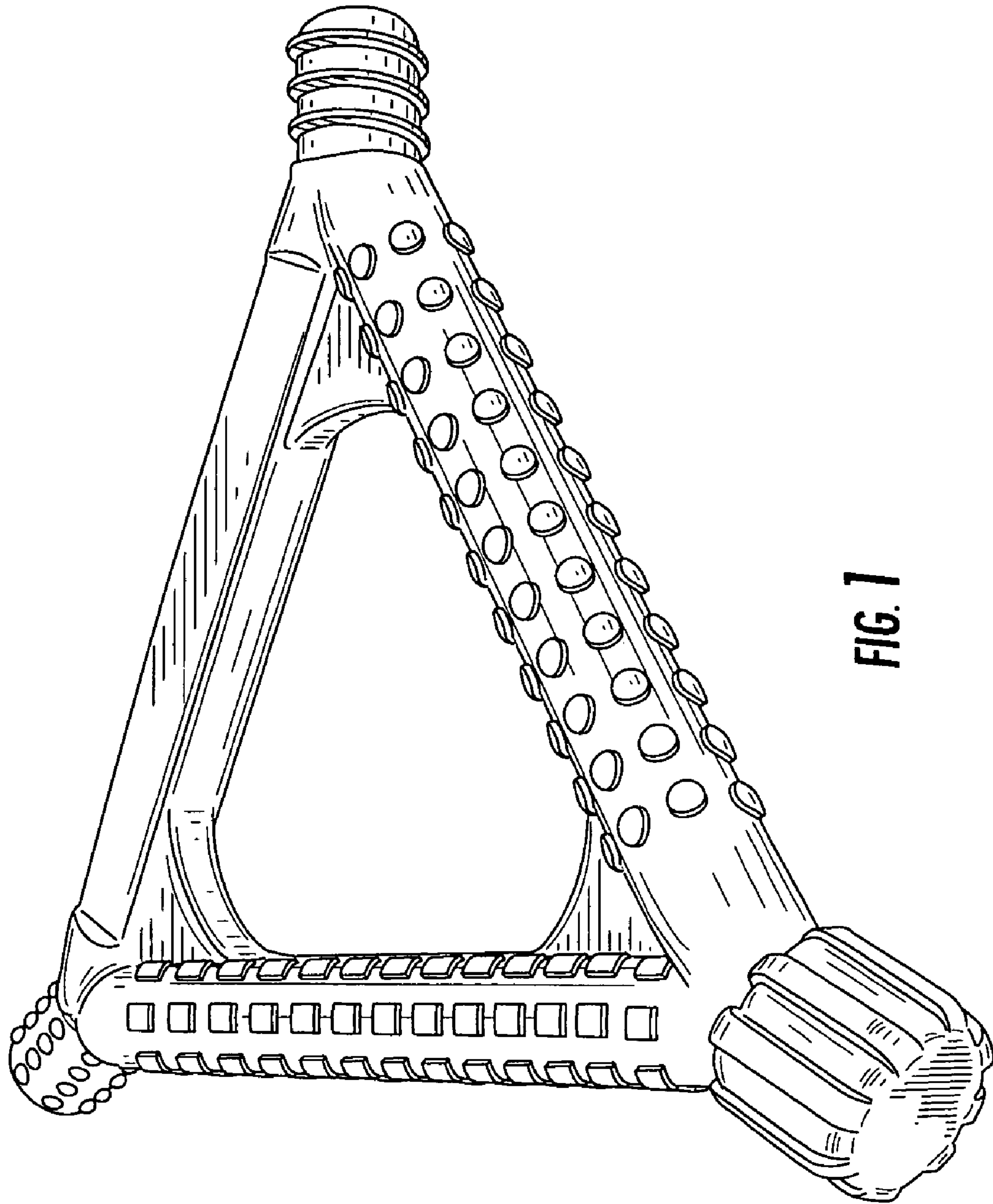
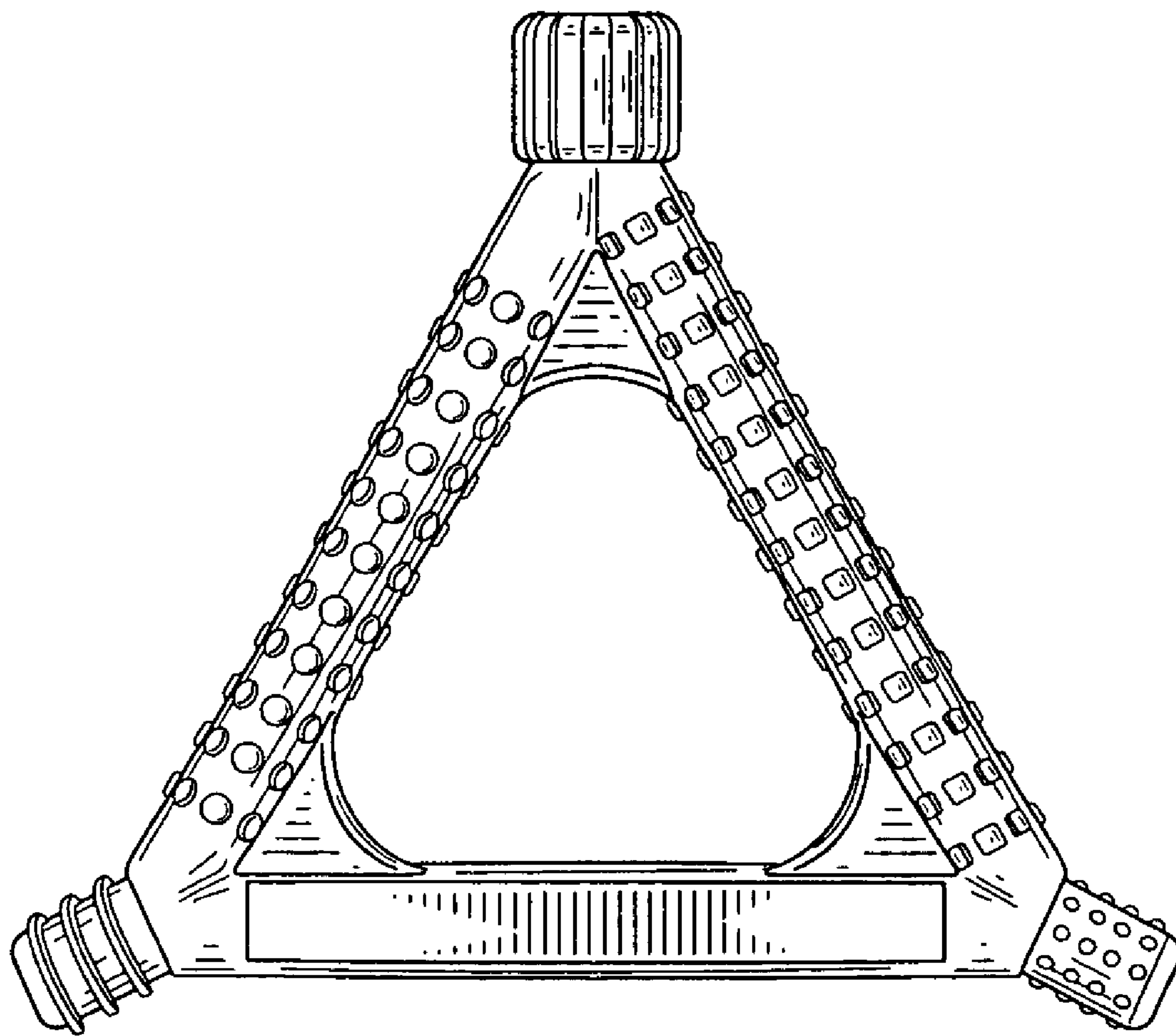
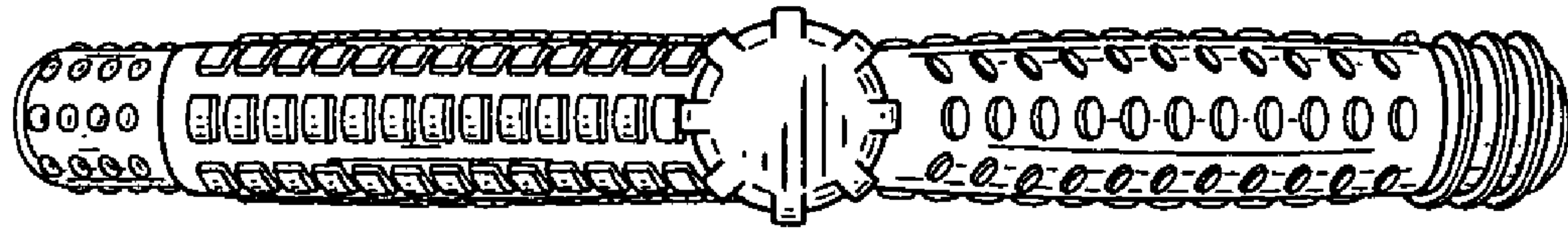


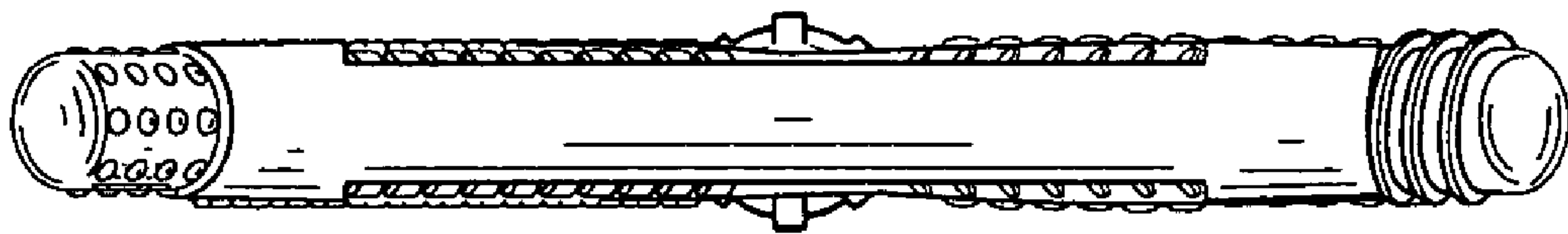
FIG. 1



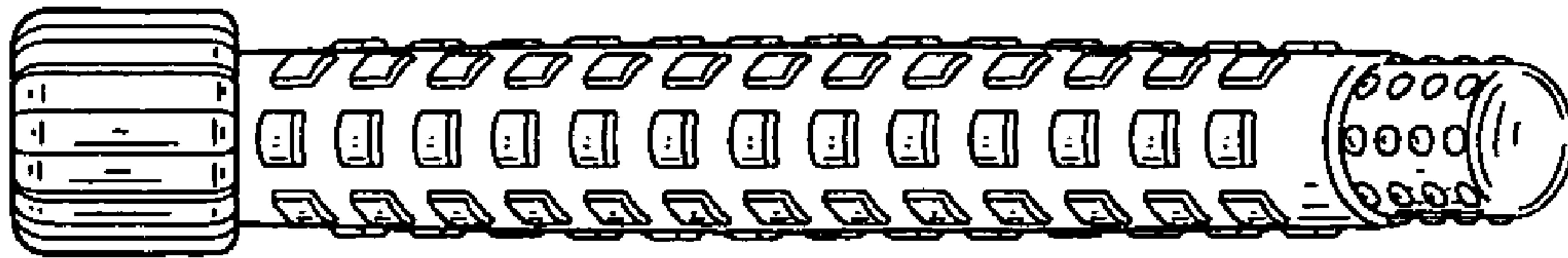
**FIG. 2**



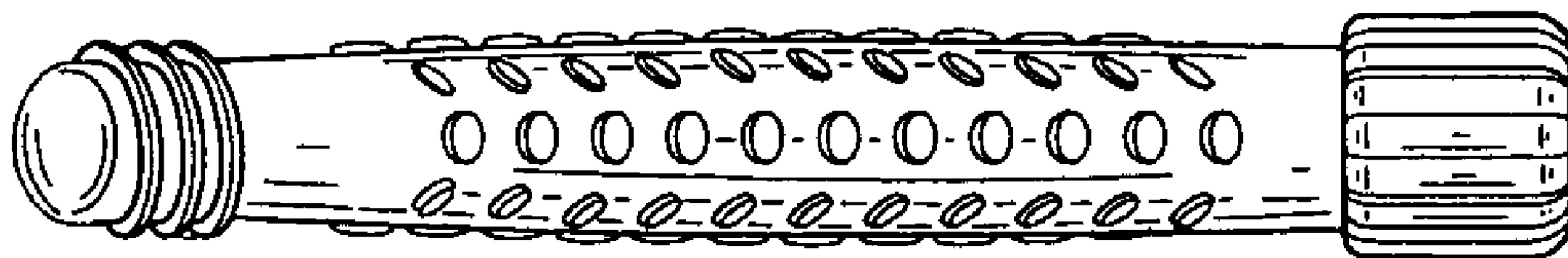
**FIG. 3**



**FIG. 4**



**FIG. 5**



**FIG. 6**