



US00D552720S

(12) **United States Design Patent**  
**Salatino et al.**

(10) **Patent No.:** **US D552,720 S**

(45) **Date of Patent:** **\*\* Oct. 9, 2007**

(54) **VINE HOSE**

(76) Inventors: **Valerie Salatino**, 1991 Don Lee Pl.,  
Suite K, Escondido, CA (US) 92029;  
**Nancy Moran**, 1991 Don Lee Pl., Suite  
K, Escondido, CA (US) 92029

(\*\*) Term: **14 Years**

(21) Appl. No.: **29/243,670**

(22) Filed: **Nov. 29, 2005**

(51) **LOC (8) Cl.** ..... **23-01**

(52) **U.S. Cl.** ..... **D23/266**

(58) **Field of Classification Search** ..... D2/507;  
D3/6, 237, 271.8; D1/115; D6/539, 557,  
D6/565; D9/655-660; D25/40, 104-105;  
D23/215, 222, 251, 256, 266, 298  
See application file for complete search history.

(56) **References Cited**

U.S. PATENT DOCUMENTS

D244,257 S *	5/1977	Godo et al. ....	D9/660
4,156,892 A *	5/1979	Fisher .....	362/123
D261,539 S *	10/1981	Smith .....	D21/725
4,634,613 A *	1/1987	Potter .....	428/20
D340,003 S *	10/1993	Wright et al. ....	D11/118
D343,117 S *	1/1994	Mansau .....	D9/658
5,361,793 A *	11/1994	Stahnke .....	135/65
5,413,248 A *	5/1995	Scott .....	222/51

D381,777 S *	7/1997	Tuck .....	D30/121
D385,128 S *	10/1997	Jing .....	D6/412
D398,612 S *	9/1998	Juengert et al. ....	D14/238
D406,248 S *	3/1999	Prineppi .....	D11/121
D410,975 S *	6/1999	von Oppen .....	D21/496
5,915,582 A *	6/1999	Wawzonek .....	220/23.4
6,596,353 B1 *	7/2003	Turner .....	428/18
D499,558 S *	12/2004	McGahee .....	D5/62
D508,762 S *	8/2005	Jia et al. ....	D1/199
D513,453 S *	1/2006	Ellis et al. ....	D5/62
D531,539 S *	11/2006	Barthelmess .....	D11/118

\* cited by examiner

*Primary Examiner*—Louis Zarfes

*Assistant Examiner*—Eric L. Goodman

(74) *Attorney, Agent, or Firm*—Quarles & Brady LLP;  
Gavin J. Milczarek-Desai

(57) **CLAIM**

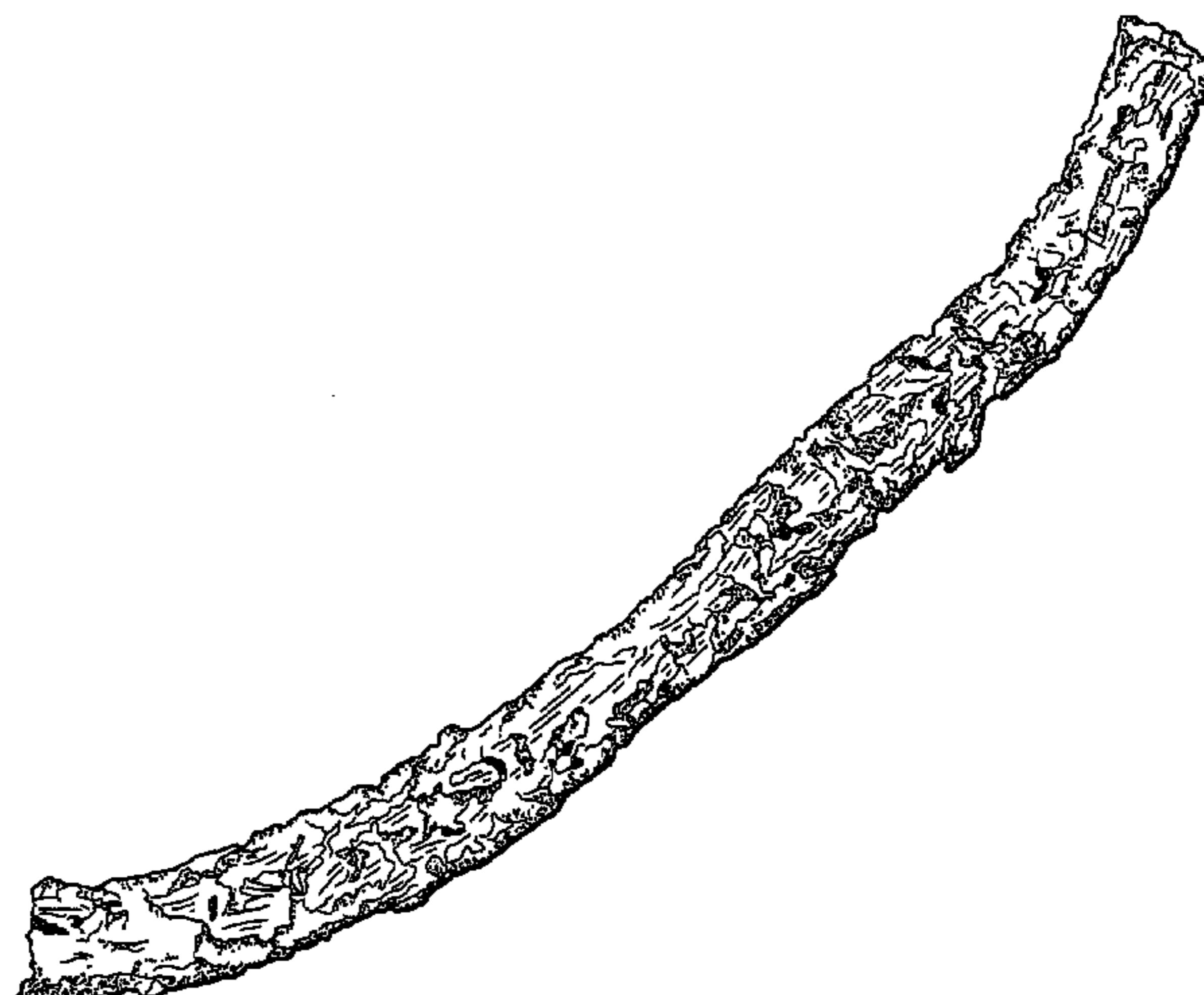
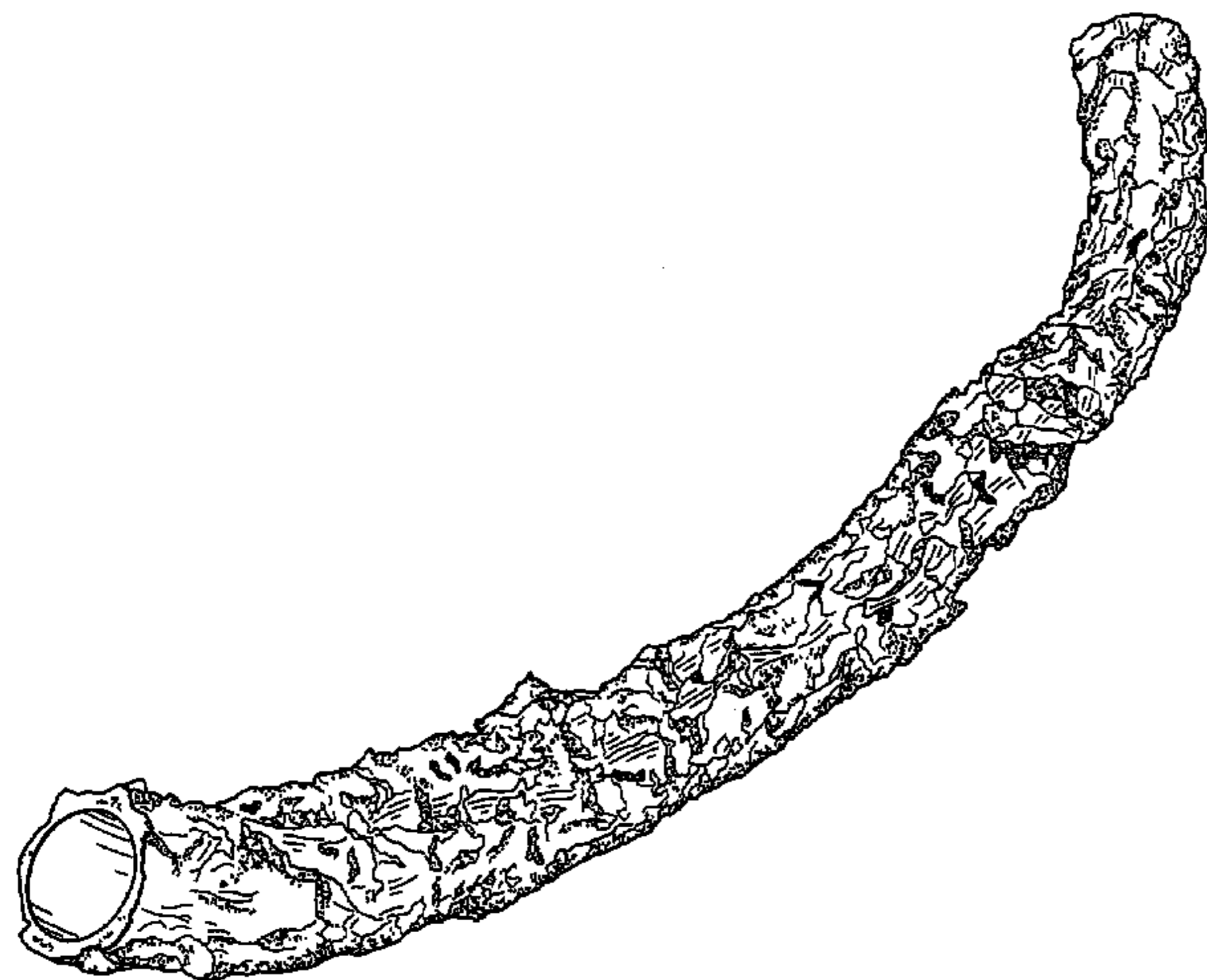
The ornamental design for a vine hose, as shown and described.

**DESCRIPTION**

FIG. 1 is a frontal perspective view of a vine hose embodying our new design; and,

FIG. 2 is a right side elevational view thereof, the left side elevational view thereof being the same.

**1 Claim, 2 Drawing Sheets**



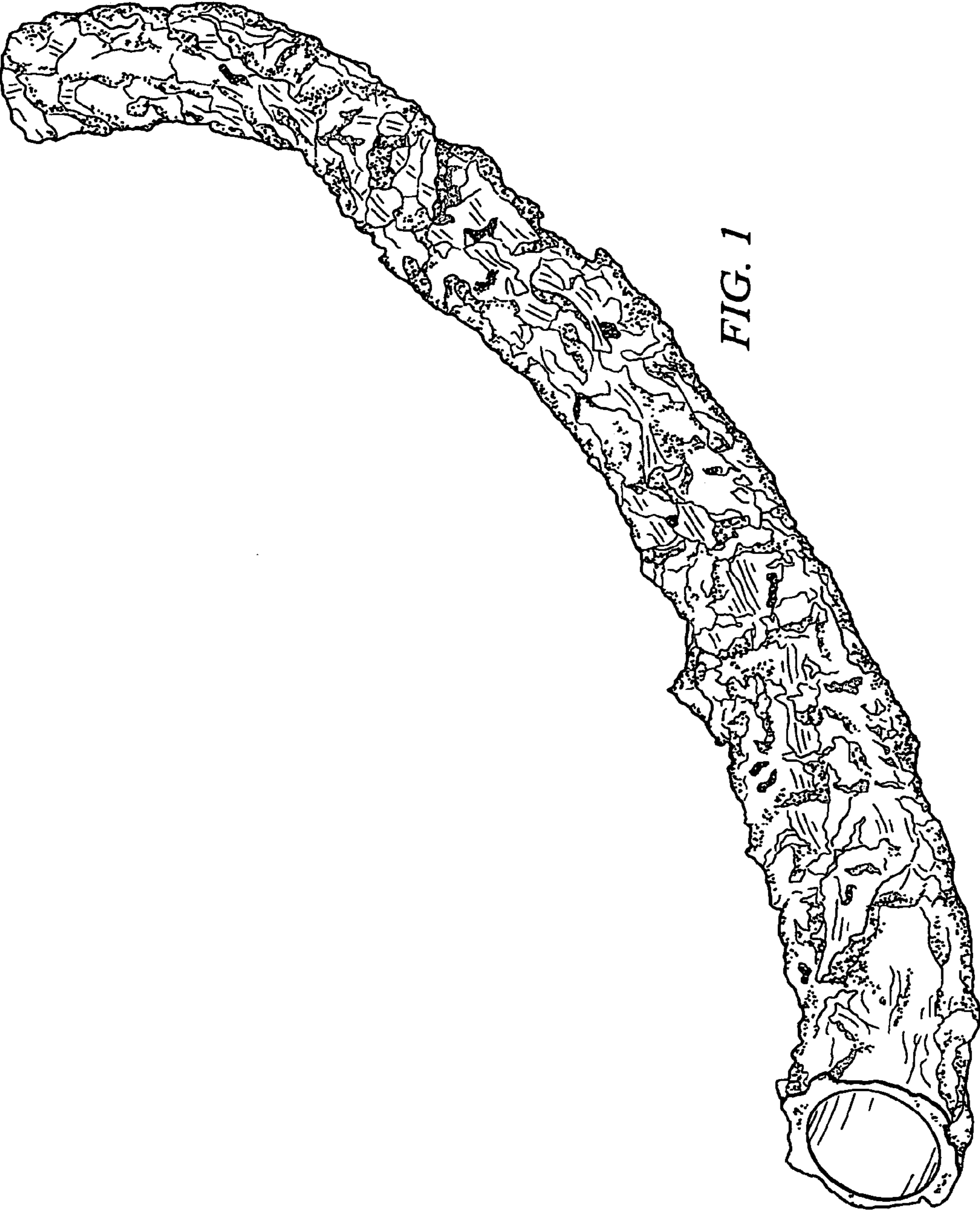


FIG. 1

