



US00D552713S

(12) **United States Design Patent**
Rexach

(10) **Patent No.:** **US D552,713 S**
(45) **Date of Patent:** **** Oct. 9, 2007**

(54) **SHOWERHEAD**

(75) Inventor: **Rafael A. Rexach**, Kohler, WI (US)

(73) Assignee: **Kohler Co.**, Kohler, WI (US)

(**) Term: **14 Years**

(21) Appl. No.: **29/258,207**

(22) Filed: **Apr. 18, 2006**

(51) **LOC (8) Cl.** **23-01**

(52) **U.S. Cl.** **D23/213**

(58) **Field of Classification Search** D23/213,
D23/229-230; 239/282-3, 462
See application file for complete search history.

(56) **References Cited**

U.S. PATENT DOCUMENTS

4,397,050	A	8/1983	Davis et al.	
4,545,083	A	10/1985	Searson	
D338,057	S	8/1993	Robbins	
D346,428	S	* 4/1994	Warshawsky D23/213
D372,522	S	8/1996	Bonnell et al.	
D375,787	S	11/1996	Bonnell et al.	
D384,137	S	9/1997	Bonnell et al.	
6,042,027	A	3/2000	Sandvik	
D429,322	S	8/2000	Haug et al.	
D465,824	S	11/2002	Barry	
D496,987	S	* 10/2004	Glunk D23/213
D517,164	S	* 3/2006	Lee D23/213
D530,389	S	* 10/2006	Genslak et al. D23/213
D531,260	S	* 10/2006	Luo et al. D23/213
D536,060	S	* 1/2007	Sadler D23/213

OTHER PUBLICATIONS

Dornbracht. RainSky Overhead Shower System, Dornbracht online catalog, Oct. 5, 2004.

Dornbracht. RainSky Overhead Shower System, Dornbracht online catalog.

* cited by examiner

Primary Examiner—Robin Webster

(74) *Attorney, Agent, or Firm*—Quarles & Brady LLP

(57) **CLAIM**

The ornamental design for a showerhead, as shown and described.

DESCRIPTION

In a preferred embodiment, the nature of this product is as a showerhead primarily useful for delivering a water spray from a water supply.

FIG. 1 is a right, front perspective view of a showerhead embodying our new design;

FIG. 2 is a front elevational view thereof;

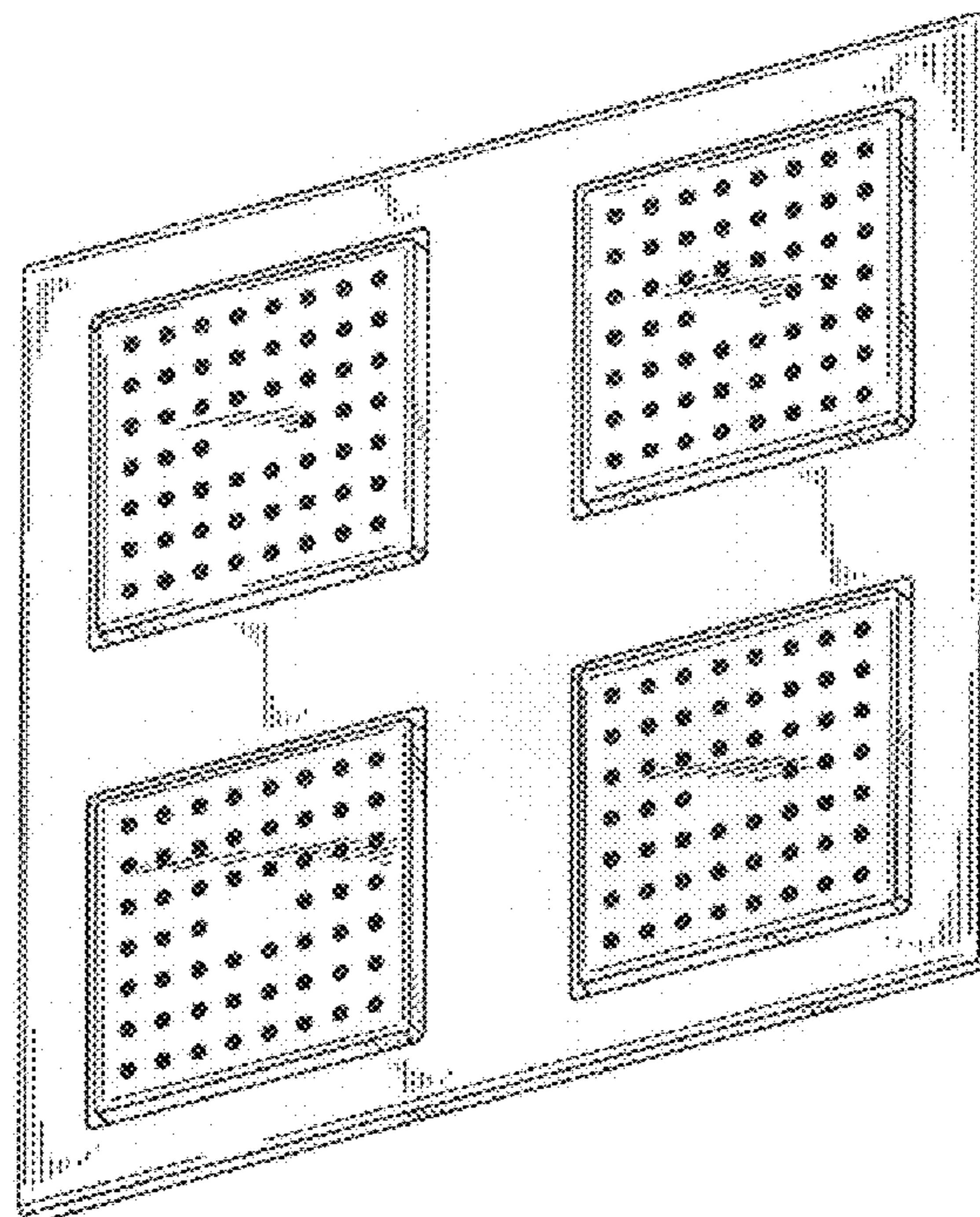
FIG. 3 is a top plan view thereof, the bottom plan view thereof being a mirror image of the top plan shown;

FIG. 4 is a right side elevational view thereof, the left side elevational view thereof being a mirror image of the right side shown; and,

FIG. 5 is a rear elevational view thereof.

The broken line representations of rear structure in FIG. 5 in the figures are for the purpose of illustration only, and form no part of the claimed design.

1 Claim, 4 Drawing Sheets



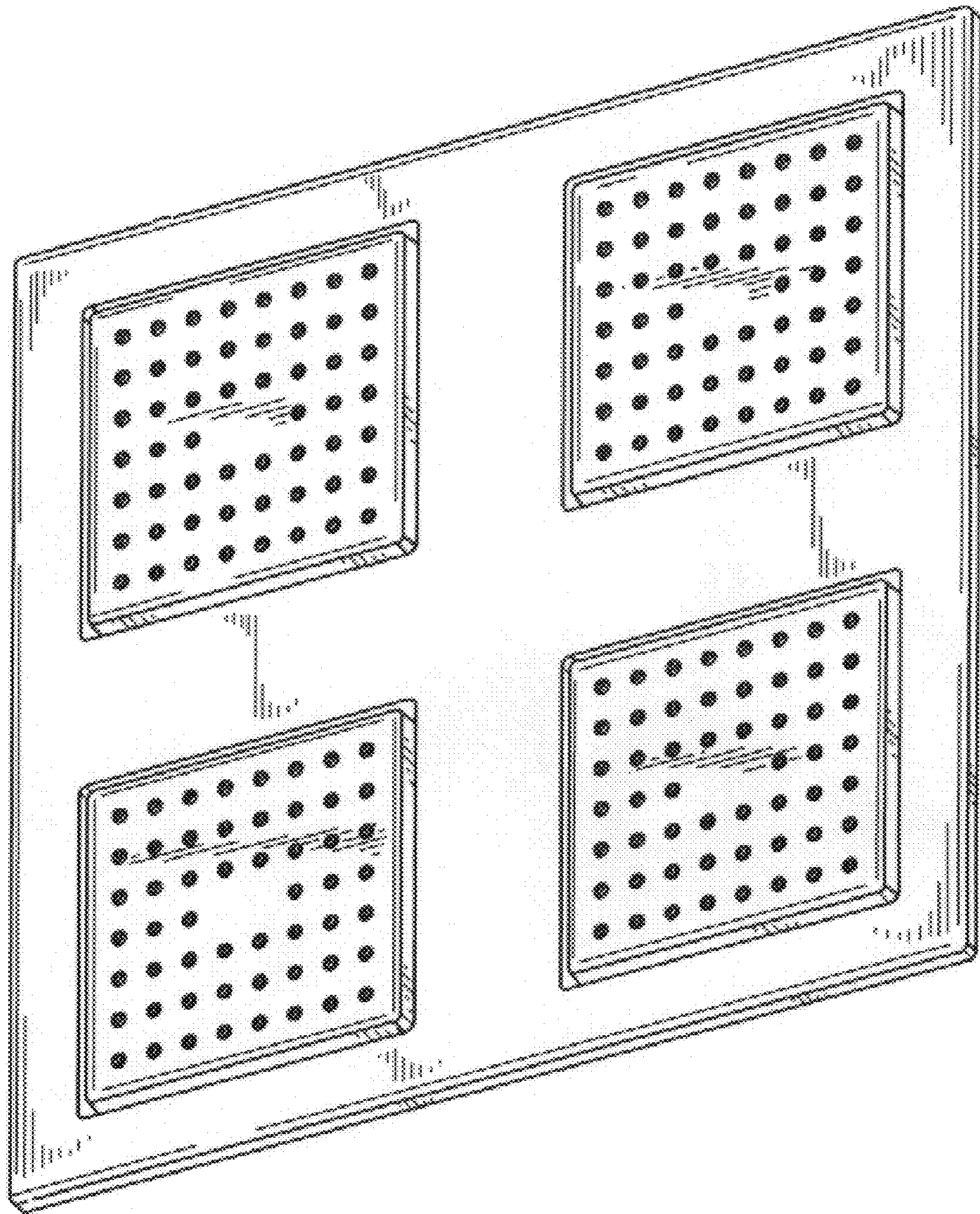


FIG. 1

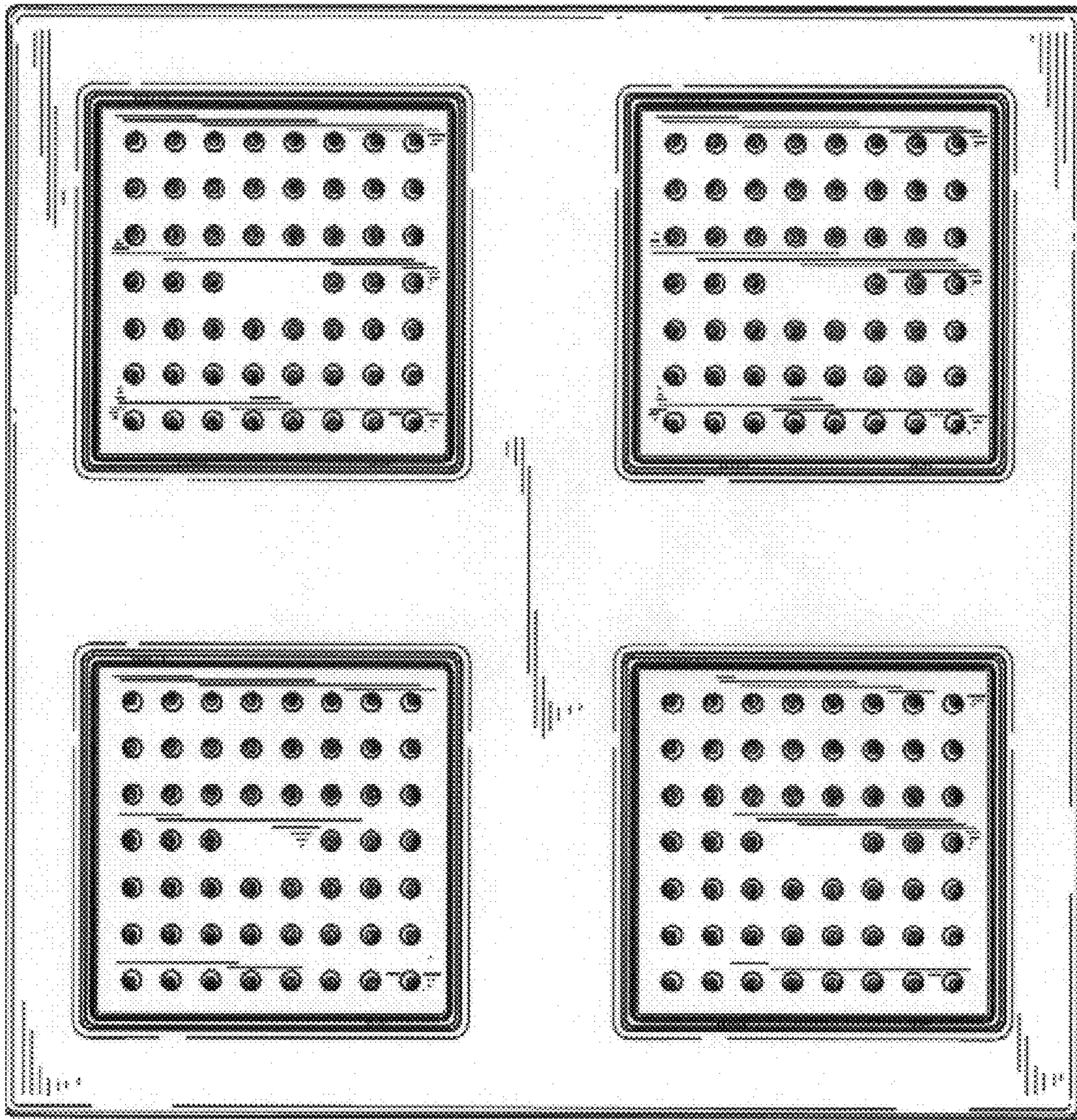


FIG. 2

FIG. 4



FIG. 3

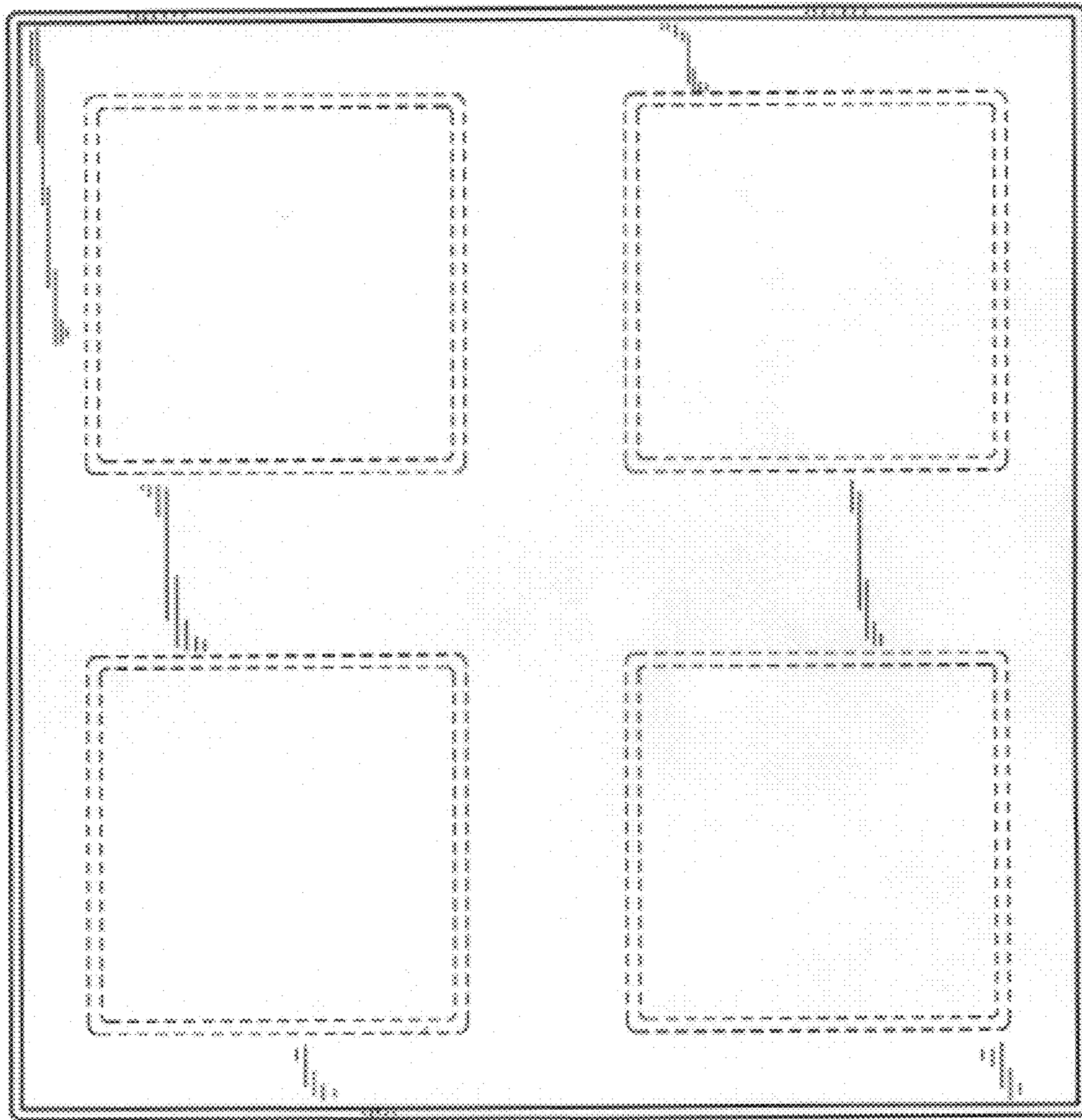


FIG. 5