



US00D552704S

(12) **United States Design Patent**  
**Zamperla et al.**

(10) **Patent No.:** **US D552,704 S**  
(45) **Date of Patent:** **\*\* Oct. 9, 2007**

(54) **AMUSEMENT RIDE**

(75) Inventors: **Alberto Zamperla**, Vicenza (IT);  
**Antonio Nardin**, Olmo (IT)

(73) Assignee: **Antonio Zamperla S.p.A.**, Vicenza (IT)

(\*\*) Term: **14 Years**

(21) Appl. No.: **29/269,615**

(22) Filed: **Dec. 4, 2006**

**Related U.S. Application Data**

(60) Continuation of application No. 29/252,796, filed on Jan. 26, 2006, now Pat. No. Des. 537,899, which is a division of application No. 29/217,540, filed on Nov. 17, 2004, now Pat. No. Des. 529,119.

(51) **LOC (8) Cl.** ..... **21-03**

(52) **U.S. Cl.** ..... **D21/833**

(58) **Field of Classification Search** ..... D21/833;  
472/95-105, 130, 135; 482/35

See application file for complete search history.

(56) **References Cited**

**U.S. PATENT DOCUMENTS**

553,722 A 2/1895 Moeri

(Continued)

**FOREIGN PATENT DOCUMENTS**

DE 202 17 754 2/2002  
EP 1 215 091 6/2002  
WO 2004/073818 9/2004

**OTHER PUBLICATIONS**

FKF Awared 2004, Vekoma Rides Manufacturing B.V., 1 page.  
Motorbike Coaster, [http://www.vekoma.com/rides\\_fam\\_coasters/motorbike\\_coaster.htm](http://www.vekoma.com/rides_fam_coasters/motorbike_coaster.htm), printed on Mar. 10, 2006, 1 page.  
Motorbike Coaster, Family Coasters, Vekoma Rides Manufacturing B.V., 2 pages, copyright Nov. 2003.

International Search Report dated Aug. 11, 2005, Application No. PCT/EP2005/006251, filed Jun. 10, 2005.

Prestigious IAAPA “Best New Product Award” for Vekoma Rides Manufacturing, IAAPA Orlando 2004 Award Winner, 1 page.  
Booster Bike, Vekoma Rides Manufacturing and Toverland, [www.redb.com/document122.htm](http://www.redb.com/document122.htm), printed on Apr. 12, 2006.  
Werner, “How to Ride a Motorcycle—and not get caught!”, [www.motorbiker.org/blogs.nsf/dx/11082004193615MWEPTO.htm](http://www.motorbiker.org/blogs.nsf/dx/11082004193615MWEPTO.htm), printed on Apr. 12, 2006.

*Primary Examiner*—Mitchell Siegel

(74) *Attorney, Agent, or Firm*—Kenyon & Kenyon LLP

(57) **CLAIM**

The ornamental design for an amusement ride, as shown and described.

**DESCRIPTION**

FIG. 1 is a right side perspective view of an embodiment of an amusement ride showing my new design, the left side of the amusement ride being a mirror image of the right side thereof;

FIG. 2 is a fragmented perspective view of FIG. 1 with the identical amusement ride being omitted for ease of illustration only;

FIG. 3 is a front view of FIG. 2;

FIG. 4 is a rear view of FIG. 2;

FIG. 5 is a left side perspective of a second embodiment of the amusement ride as disclosed in FIG. 1; the right side of the amusement ride being a mirror image of the left side thereof;

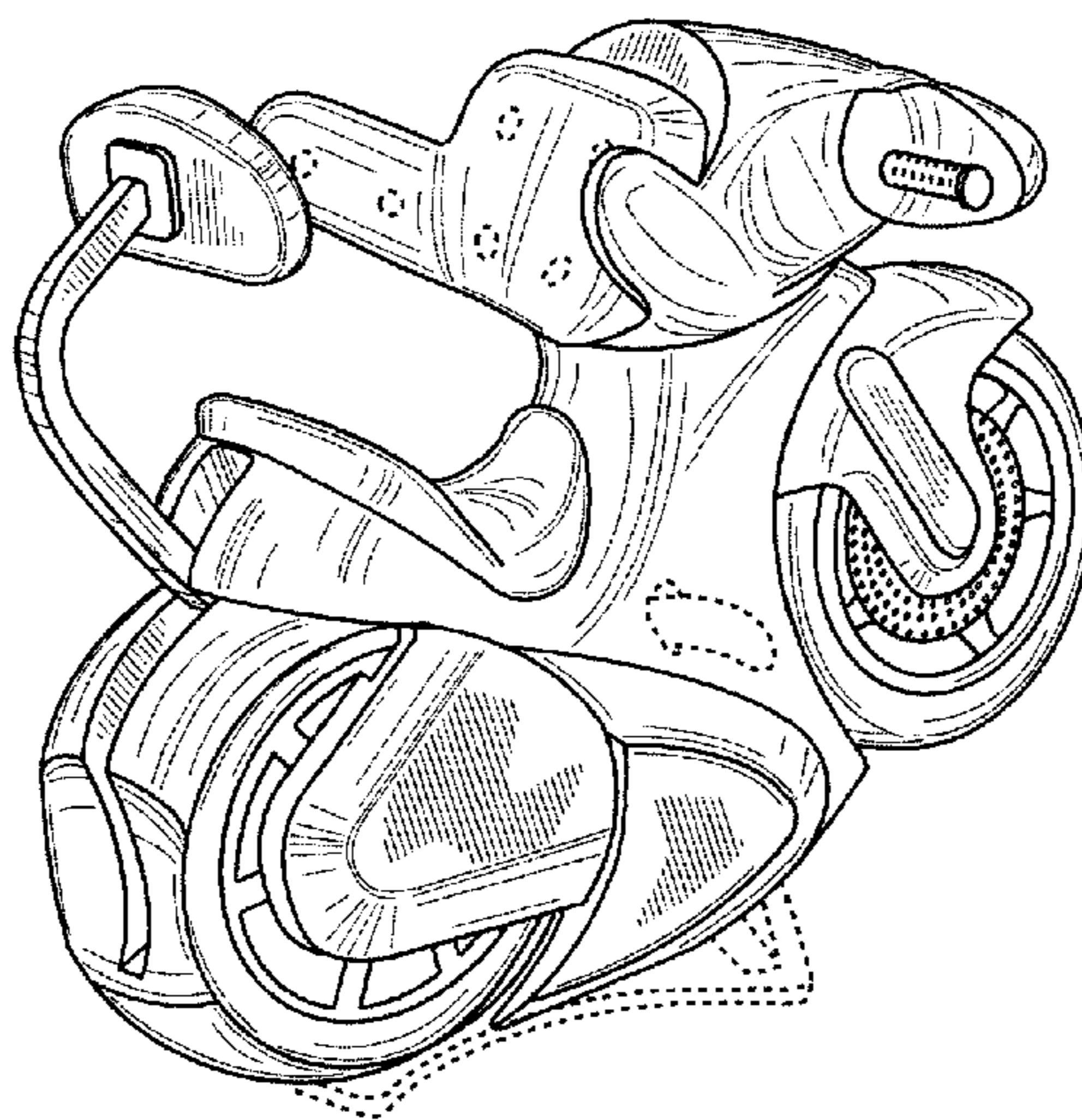
FIG. 6 is a fragmented perspective view of FIG. 5 with the identical amusement ride being omitted for ease of illustration only;

FIG. 7 is a front view of FIG. 5; and,

FIG. 8 is a rear view of FIG. 5.

The broken line showing is for illustrative purposes only and forms no part of the claimed design.

**1 Claim, 6 Drawing Sheets**



# US D552,704 S

Page 2

---

## U.S. PATENT DOCUMENTS

2,005,400 A	6/1935	Stoehrer et al.	5,887,943 A	3/1999	Lee
3,006,642 A	10/1961	Bartlett	5,979,333 A	11/1999	Houben et al.
D226,931 S	5/1973	Wormser	6,206,399 B1	3/2001	Schnitzenbaumer
3,993,304 A	11/1976	Ahrens	6,287,211 B1	9/2001	Bolliger et al.
4,313,639 A	2/1982	Ware	6,568,699 B2	5/2003	McCann
4,531,459 A	7/1985	Yamada	6,884,177 B2	4/2005	Zambellil et al.
4,548,136 A	10/1985	Yamada	6,971,316 B2	12/2005	Hansen et al.
5,342,116 A	8/1994	Walton	6,976,923 B1	12/2005	Clarke et al.
D366,513 S	1/1996	Crowe et al.	6,983,992 B2	1/2006	Oomori
D382,324 S	8/1997	Shinzato	2002/0070599 A1	6/2002	Berra
5,827,123 A	10/1998	Reverchon	2004/0032157 A1	2/2004	Trimborn
5,833,544 A	11/1998	Corbin et al.	2005/0175968 A1	8/2005	Milner
			2006/0063137 A1	3/2006	Robbins

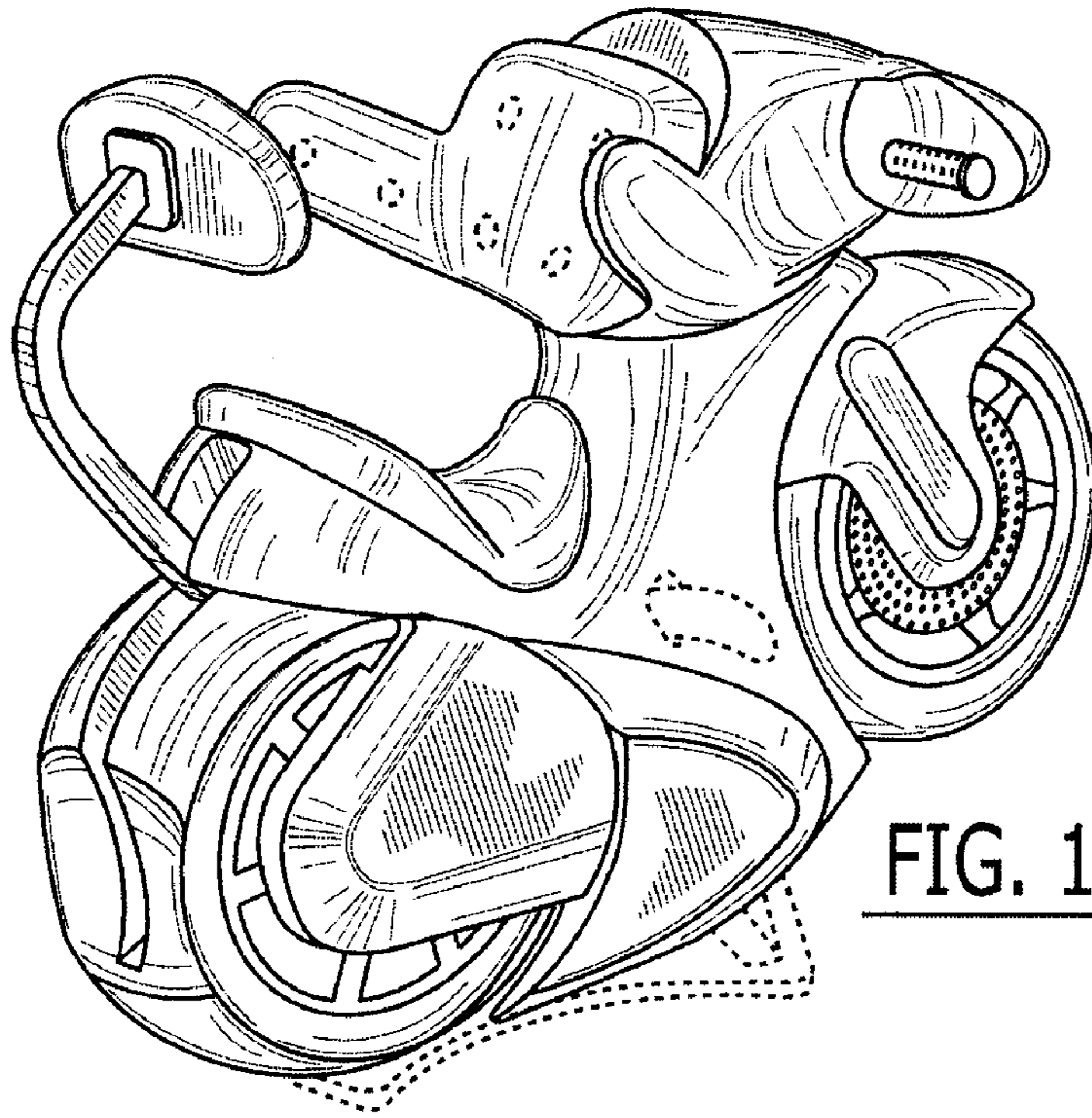


FIG. 1

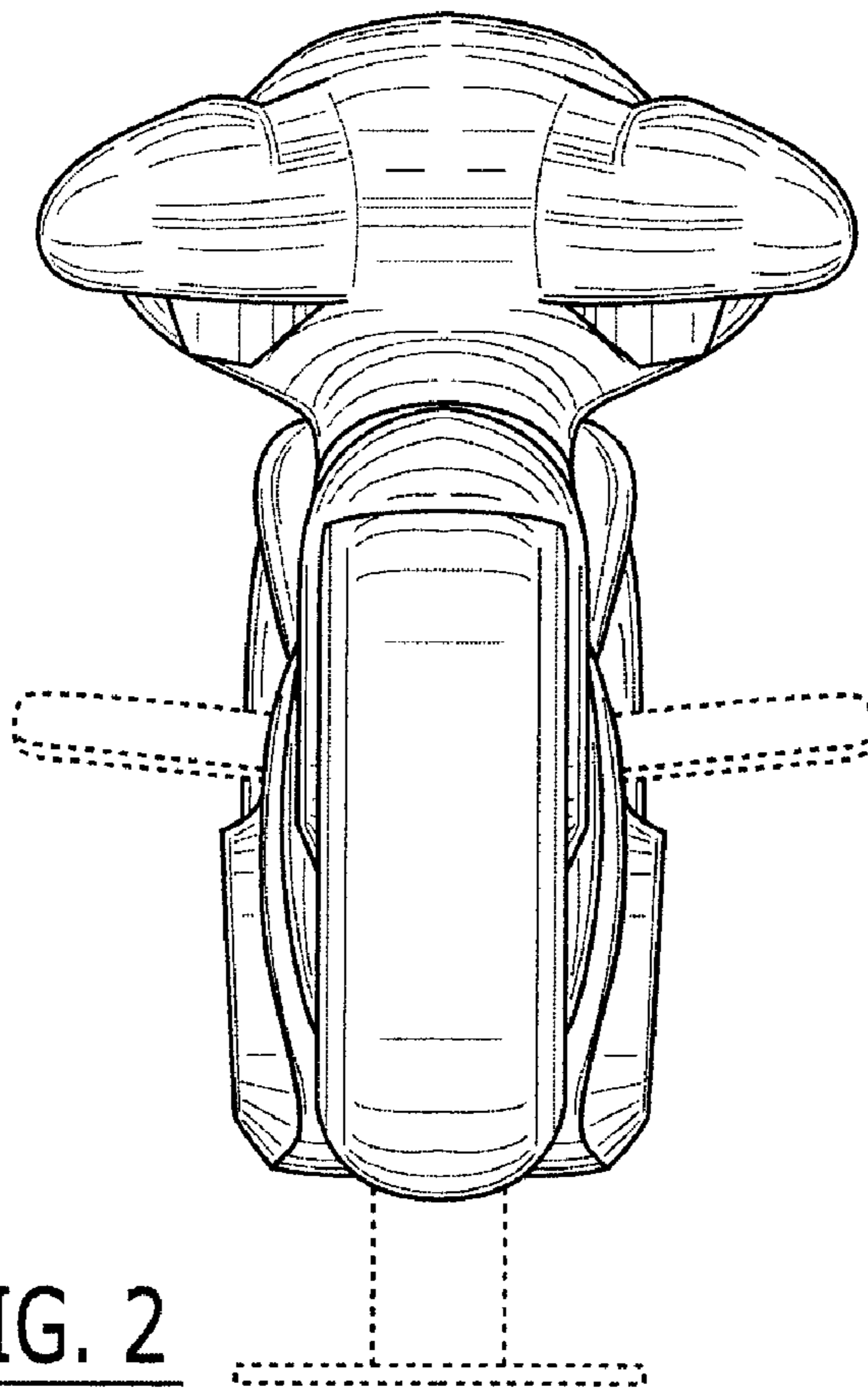


FIG. 2

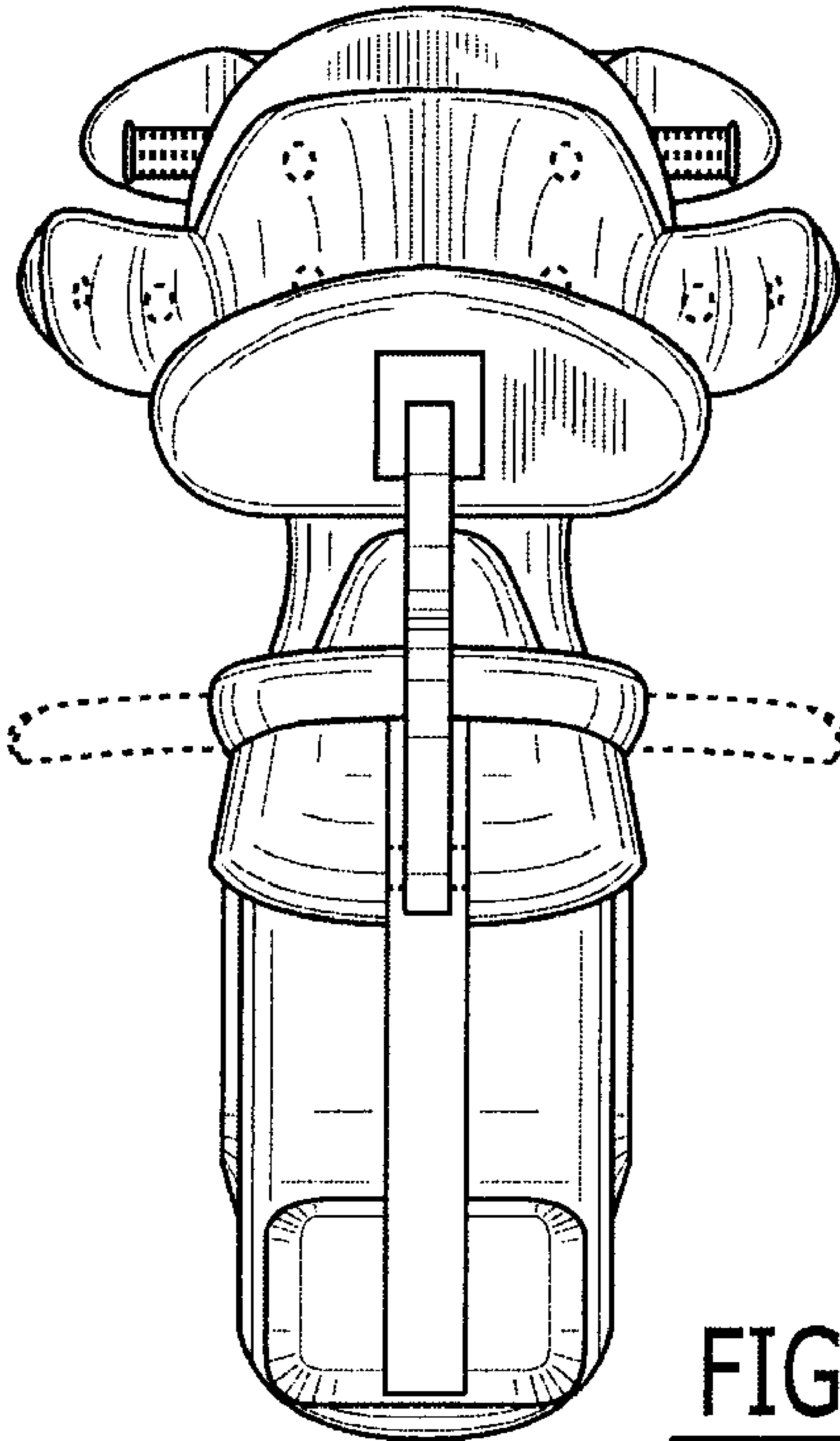


FIG. 3

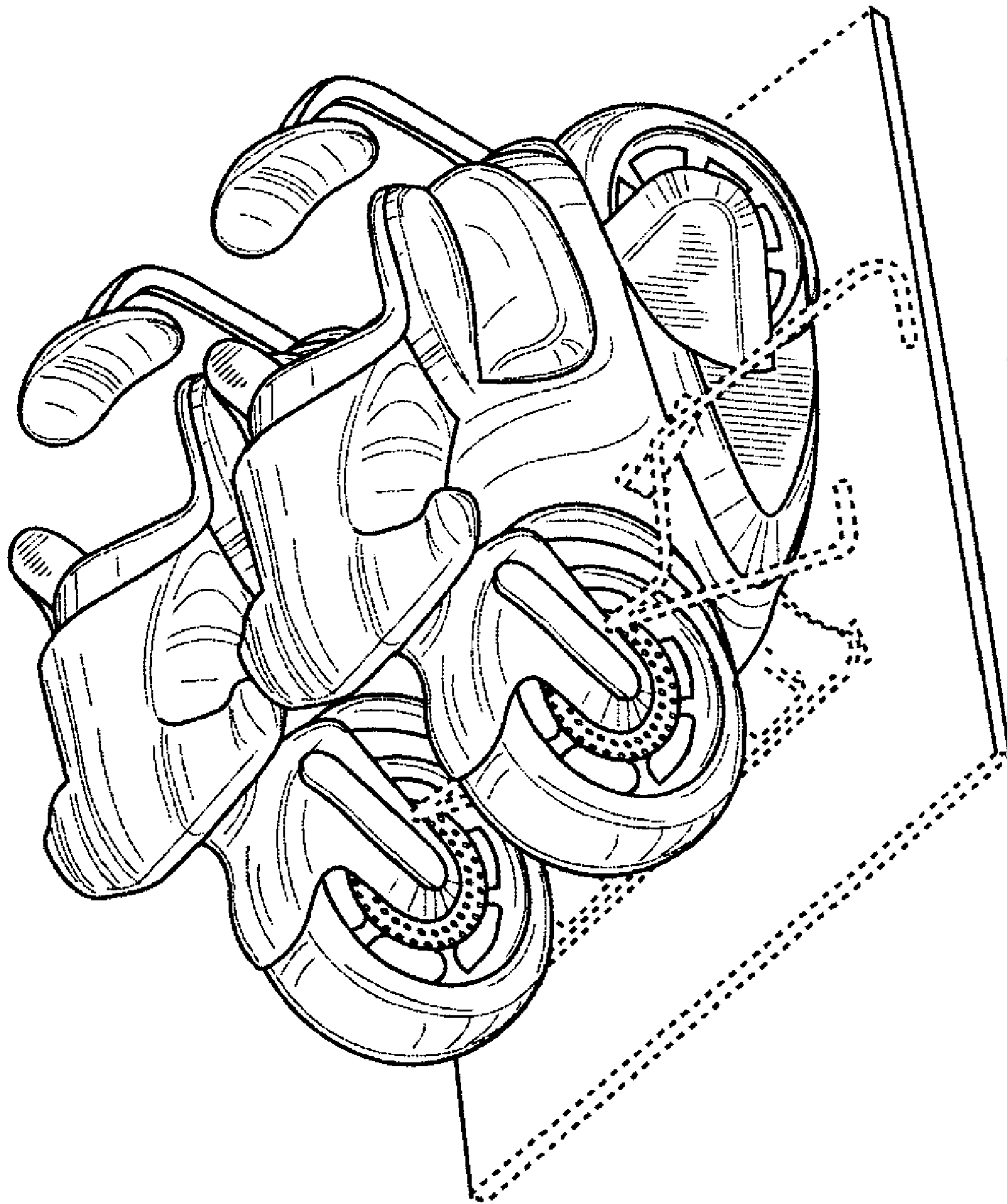


FIG. 4

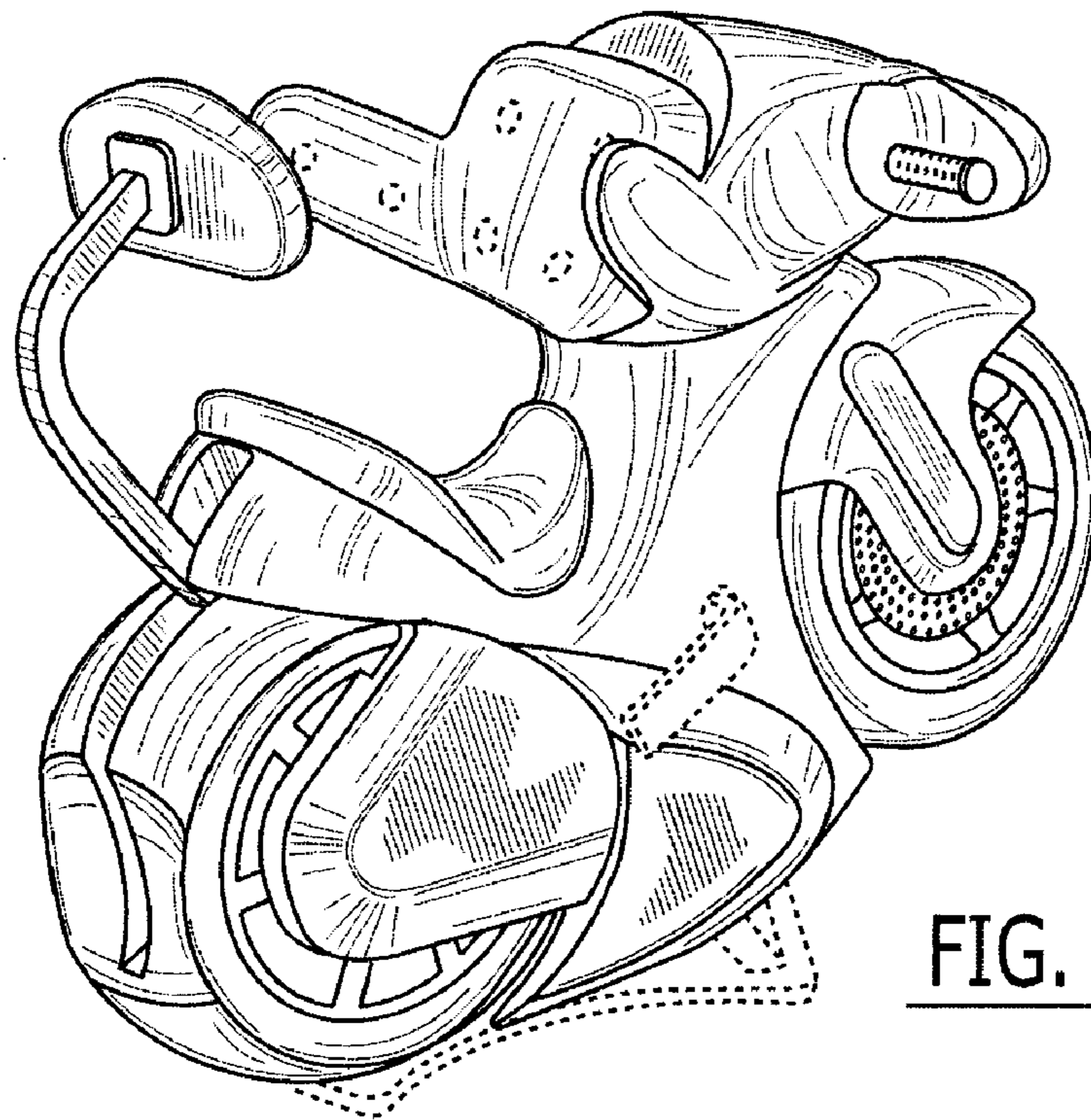


FIG. 5

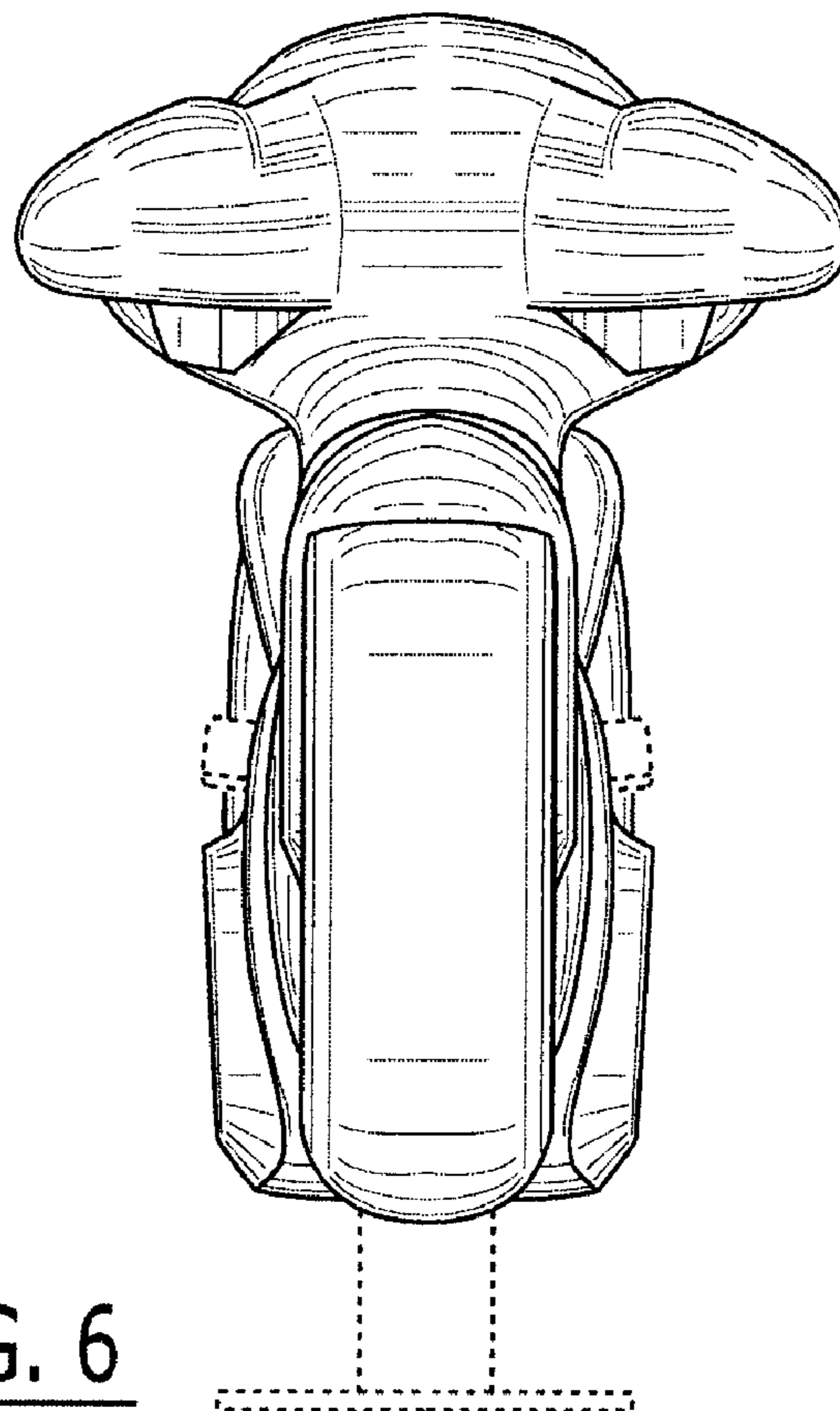


FIG. 6

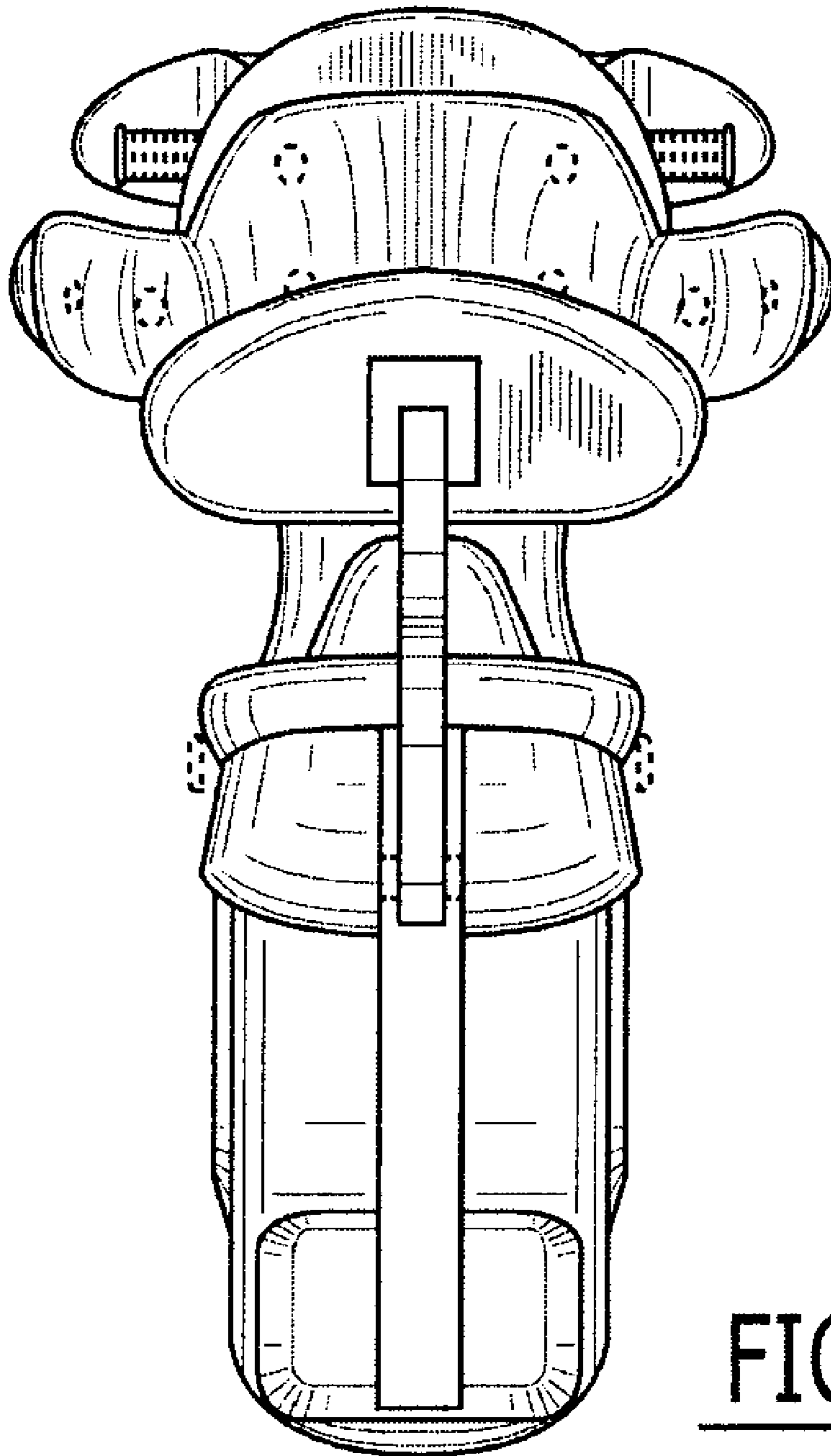


FIG. 7

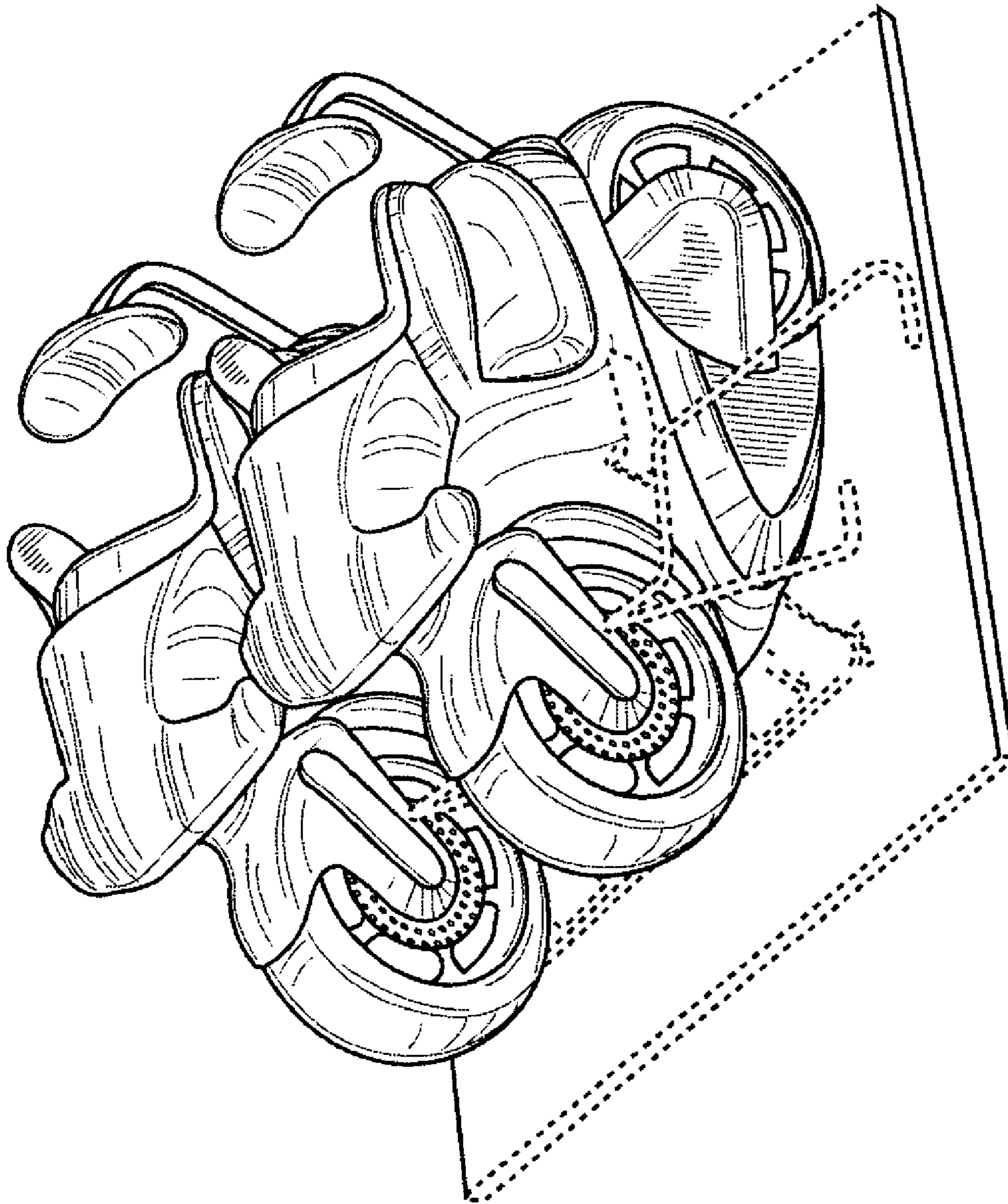


FIG. 8