



US00D552696S

(12) **United States Design Patent**
Hallar

(10) **Patent No.:** **US D552,696 S**

(45) **Date of Patent:** **** Oct. 9, 2007**

(54) **EXERCISE BALL WITH HANDLE**

(75) Inventor: **James H. Hallar**, Minneapolis, MN
(US)

(73) Assignee: **Target Brands, Inc.**, Minneapolis, MN
(US)

(**) Term: **14 Years**

(21) Appl. No.: **29/256,245**

(22) Filed: **Mar. 17, 2006**

(51) **LOC (8) Cl.** **21-02**

(52) **U.S. Cl.** **D21/662; D21/713**

(58) **Field of Classification Search** D21/662,
D21/684, 680, 681, 682, 913, 714, 713, 398,
D21/707; 482/91, 92, 93, 106, 107, 108,
482/148

See application file for complete search history.

(56) **References Cited**

U.S. PATENT DOCUMENTS

777,478	A	12/1904	Minor	
836,050	A	11/1906	Pfleghardt	
2,115,926	A *	5/1938	Hatton	473/596
3,069,162	A	12/1962	Samuel	
3,427,022	A *	2/1969	Ward	482/111
D241,869	S *	10/1976	Hillprecht	D21/713
5,242,348	A	9/1993	Bates	
D370,951	S	6/1996	Lazar	
5,735,776	A	4/1998	Swezey et al.	
5,810,700	A	9/1998	Orcutt	
6,068,580	A *	5/2000	Myers et al.	482/93
6,190,292	B1 *	2/2001	Panes	482/93
D442,653	S *	5/2001	Panes	D21/662
D455,182	S *	4/2002	Chu	D21/398
D456,051	S *	4/2002	Mitchell	D21/662
6,387,022	B1	5/2002	Smith	

D464,095	S	10/2002	Yu	
6,547,703	B1	4/2003	Swezey et al.	
6,652,421	B1	11/2003	Chen	
D494,233	S	8/2004	Kerry	
D498,799	S	11/2004	Kerry	
6,837,835	B2	1/2005	Huang	
7,141,011	B2 *	11/2006	Williams et al.	482/148
2005/0079963	A1	4/2005	Lin	

* cited by examiner

Primary Examiner—Philip S. Hyder

(74) *Attorney, Agent, or Firm*—Faegre & Benson LLP

(57) **CLAIM**

The ornamental design for an exercise ball with handle, as shown and described.

DESCRIPTION

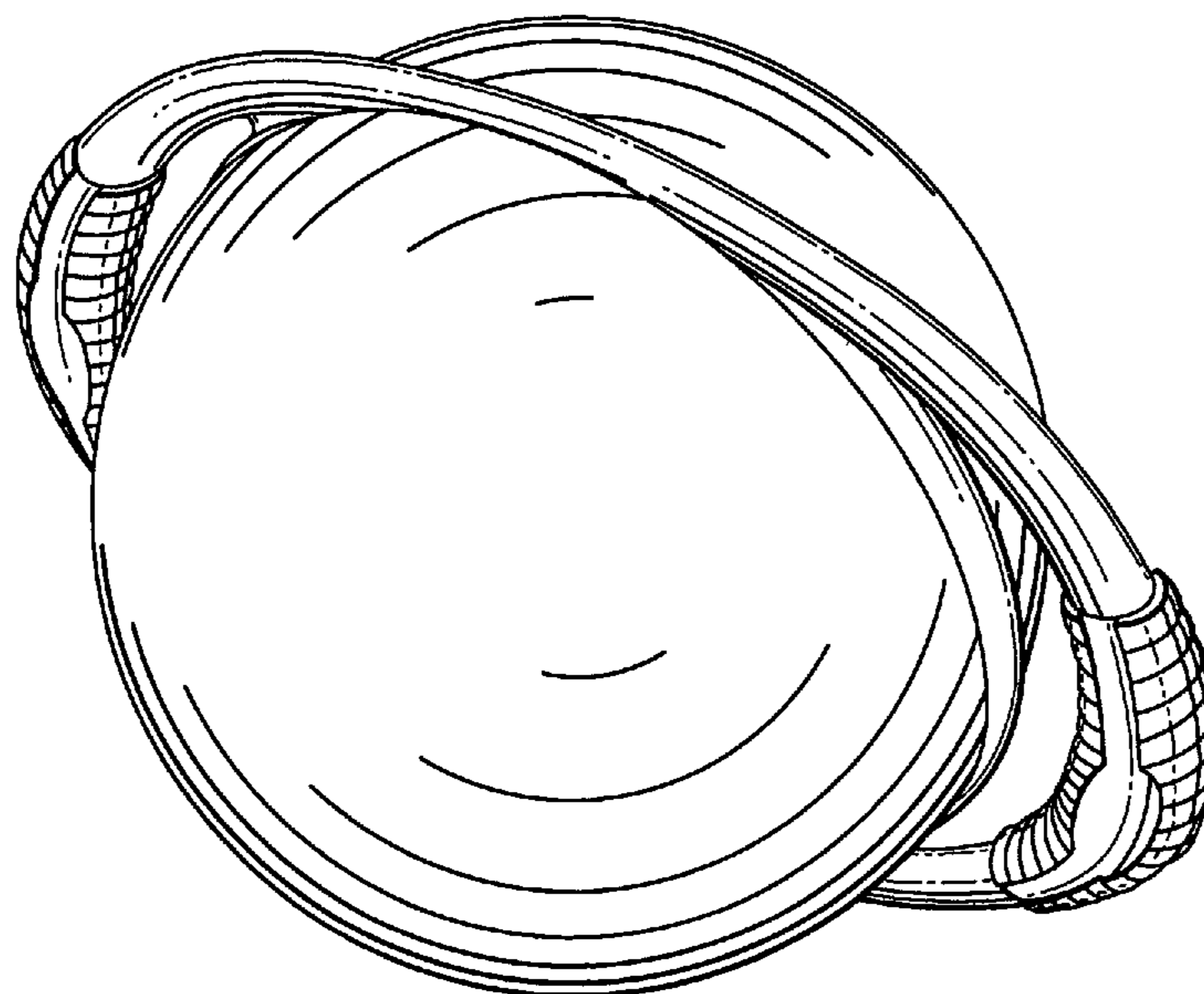
FIG. 1 is a perspective view of an exercise ball with handle, according to an embodiment of the invention.

FIG. 2 is a top view of an exercise ball with handle, according to an embodiment of the invention. A bottom view of an exercise ball with handle, according to an embodiment of the invention, is an identical, mirror image of FIG. 2, and is omitted.

FIG. 3 is a front view of an exercise ball with handle, according to an embodiment of the invention. A back view of an exercise ball with handle, according to an embodiment of the invention, is an identical, mirror image of FIG. 3, and is omitted; and,

FIG. 4 is a right end view of an exercise ball with handle, according to an embodiment of the invention. A left end view of an exercise ball with handle, according to an embodiment of the invention, is an identical, mirror image of FIG. 4, and is omitted.

1 Claim, 2 Drawing Sheets



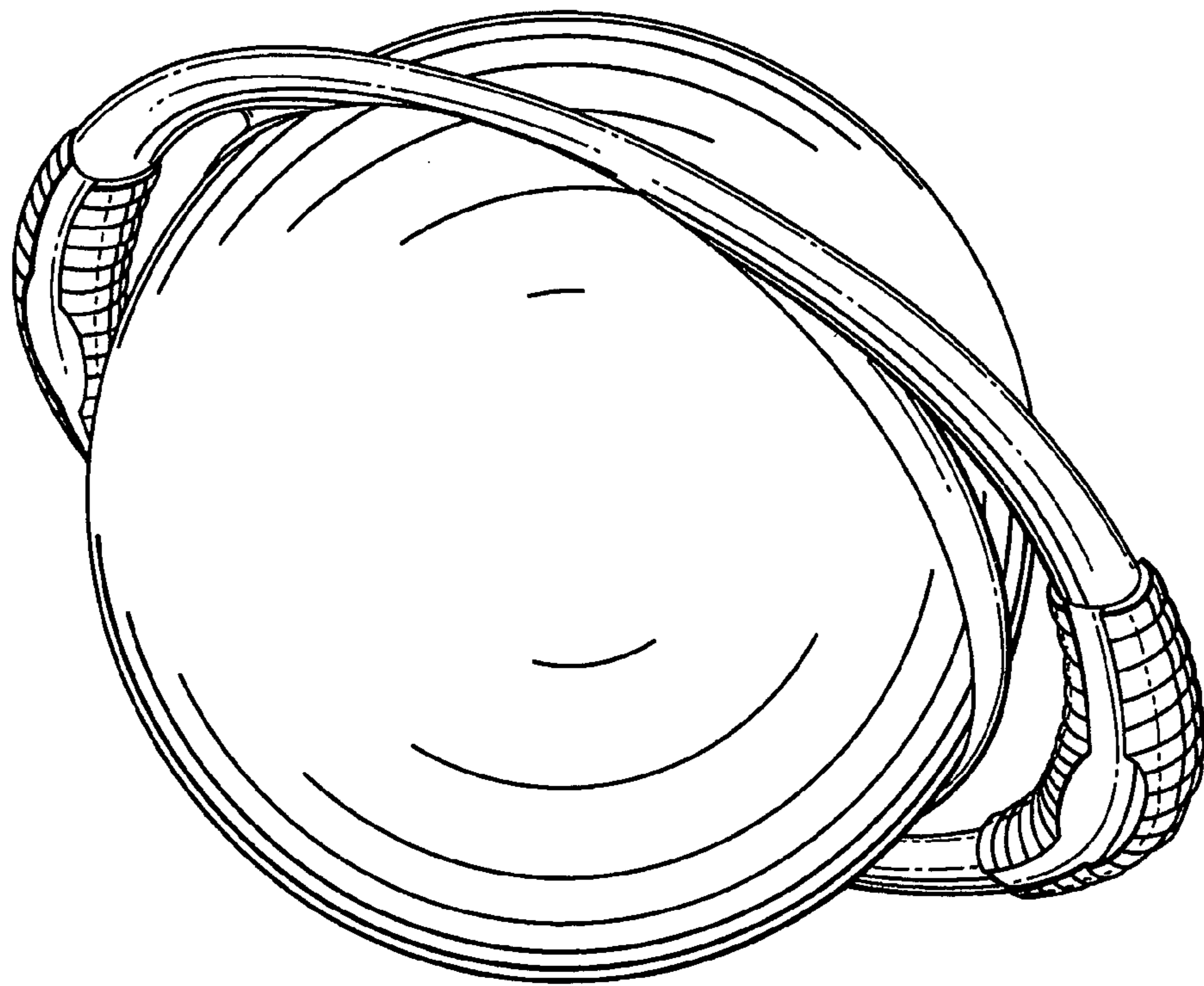


Fig. 1

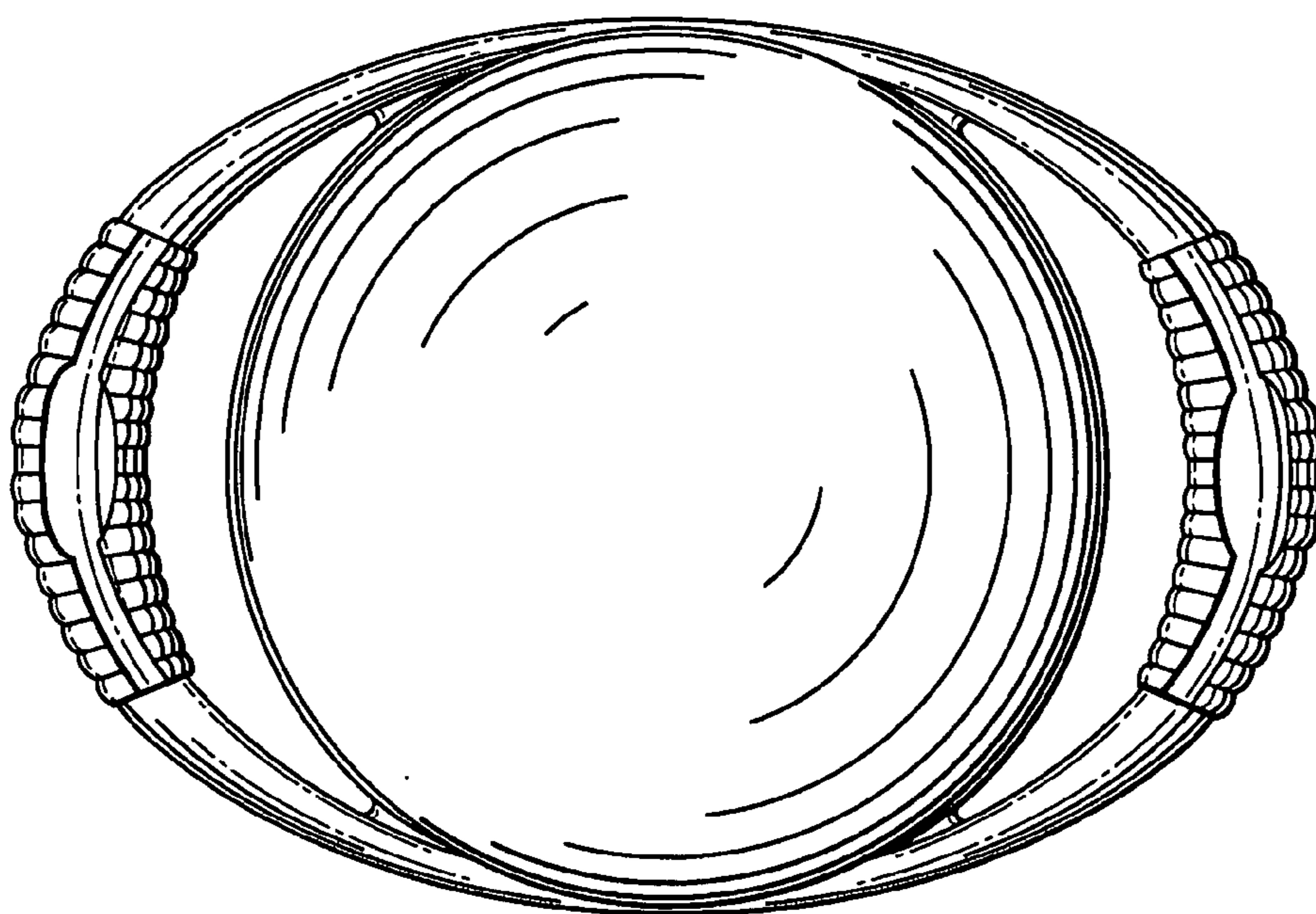


Fig. 2

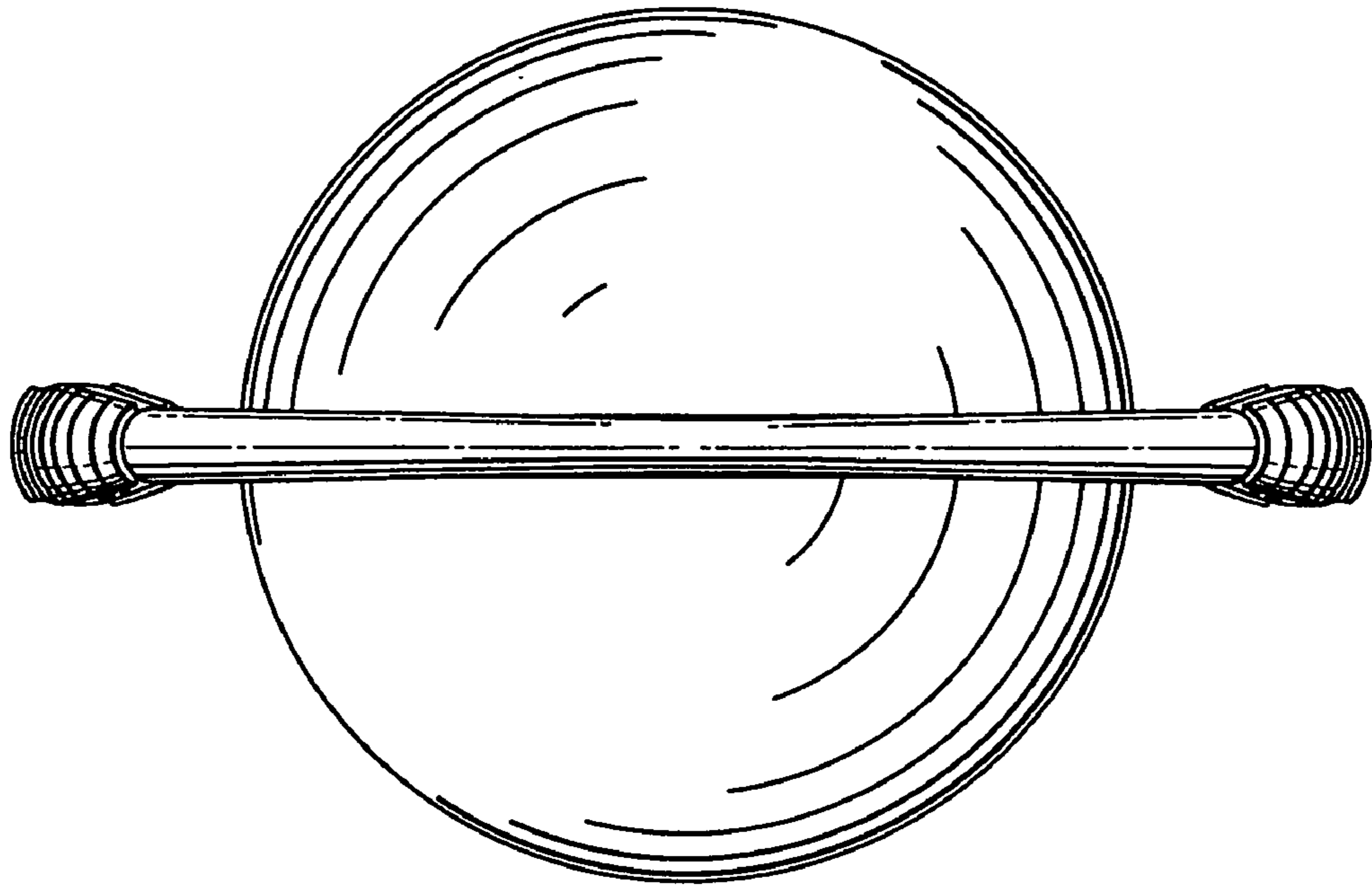


Fig. 3

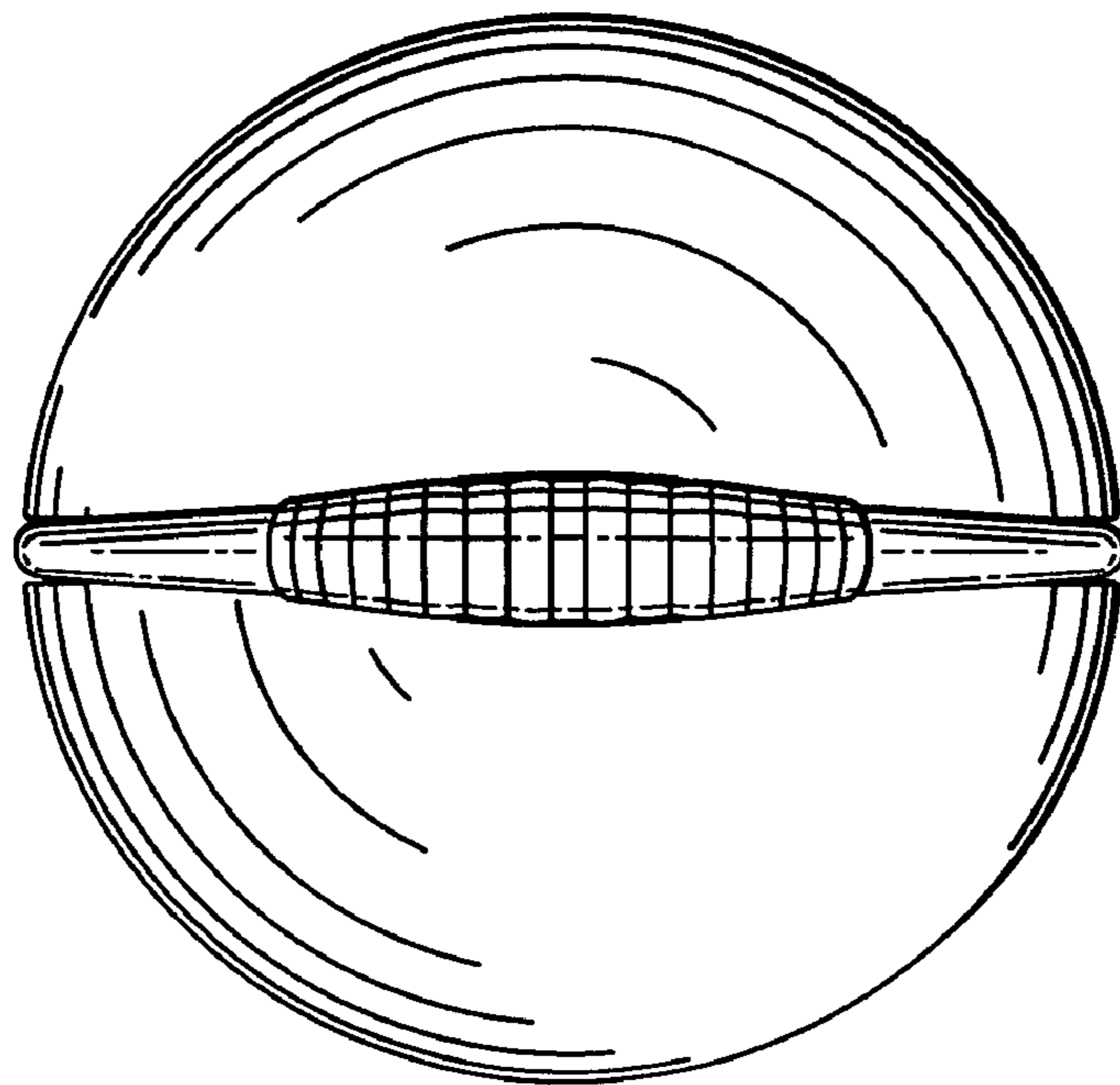


Fig. 4