



US00D552678S

(12) **United States Design Patent**
Pellissa Beneyto

(10) **Patent No.:** **US D552,678 S**
(45) **Date of Patent:** **** Oct. 9, 2007**

- (54) **PEN**
- (75) Inventor: **Ferran Pellissa Beneyto**, Celra (ES)
- (73) Assignee: **Inoxcrom, S.A.**, Barcelona (ES)
- (**) Term: **14 Years**
- (21) Appl. No.: **29/240,487**
- (22) Filed: **Oct. 13, 2005**
- (51) **LOC (8) Cl.** **19-06**
- (52) **U.S. Cl.** **D19/51**
- (58) **Field of Classification Search** D5/47,
D5/54, 61, 62, 99; D19/35, 36, 41-51, 54-57;
24/11 R, 11 F, 11 P; 401/52, 99, 100, 104-109,
401/192, 195
See application file for complete search history.

(56) **References Cited**
U.S. PATENT DOCUMENTS

D330,911 S	*	11/1992	Tu	D19/51
D415,199 S	*	10/1999	Pellissa Beneyto	D19/51
D418,870 S	*	1/2000	Polidoro	D19/43
D443,896 S	*	6/2001	Briggl et al.	D19/49
D448,046 S	*	9/2001	Polidoro	D19/43
D499,138 S	*	11/2004	Banderet	D19/43
D512,457 S	*	12/2005	Anand	D19/48
D527,422 S	*	8/2006	Kent	D19/57

D532,821 S * 11/2006 Banderet D19/51

FOREIGN PATENT DOCUMENTS

WO DM/065788 * 2/2004

* cited by examiner

Primary Examiner—Elizabeth A. Albert

Assistant Examiner—Karen E. Eldridge

(74) *Attorney, Agent, or Firm*—Michael J. Striker

(57) **CLAIM**

The ornamental design for a pen, as shown and described.

DESCRIPTION

FIG. 1 is a front perspective view of a pen showing my new design;

FIG. 2 is a top view thereof;

FIG. 3 is a front view thereof;

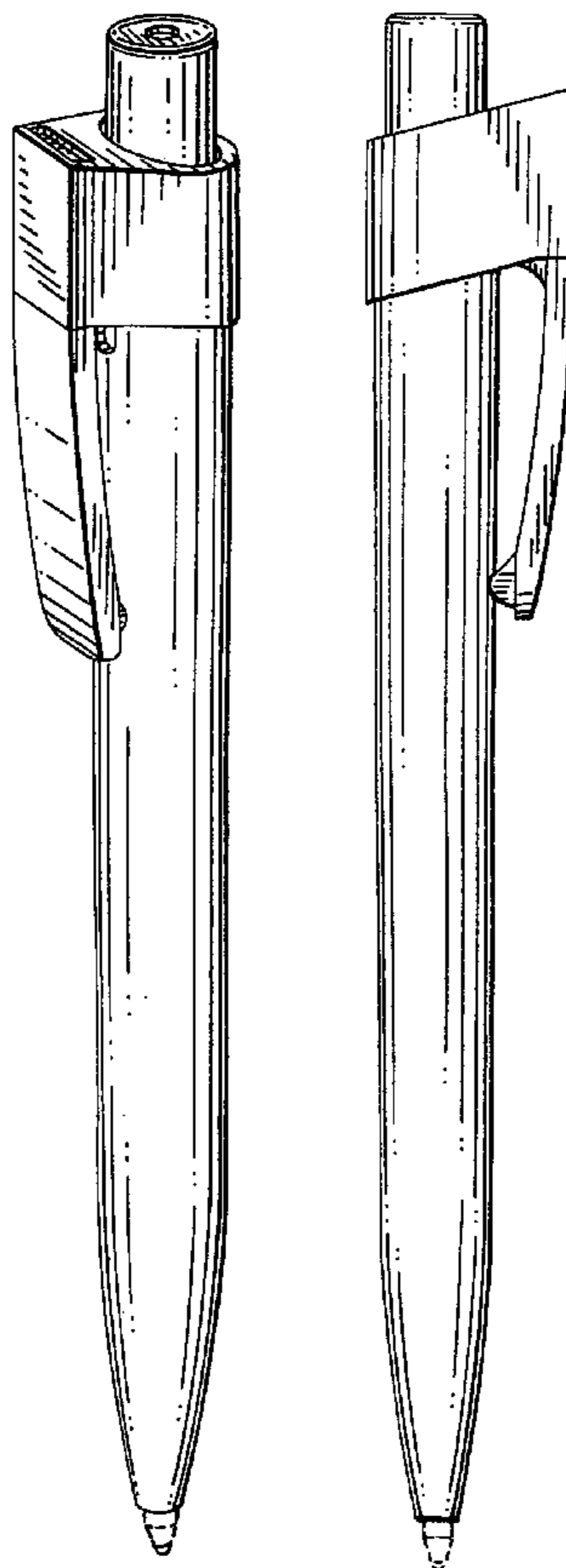
FIG. 4 is a side view thereof which is a mirror image of the opposite side view thereof;

FIG. 5 is a rear view thereof; and,

FIG. 6 is a bottom view thereof.

The pen tip shown in broken lines is for illustrative purposes and forms no part of the claimed design.

1 Claim, 2 Drawing Sheets



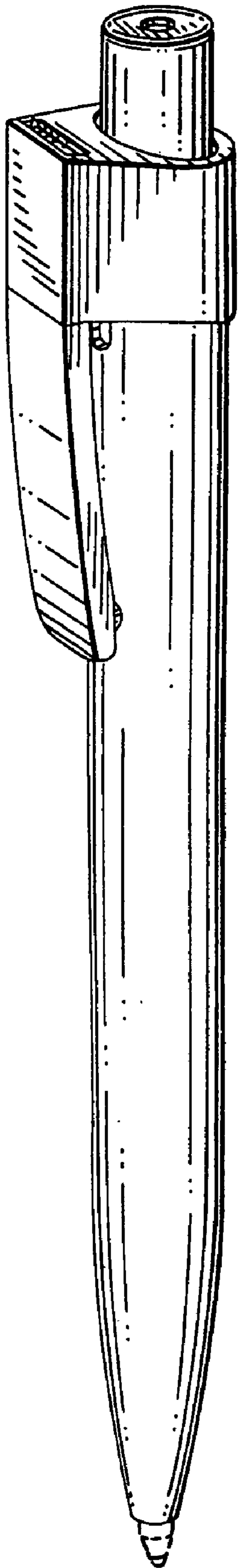


FIG. 1

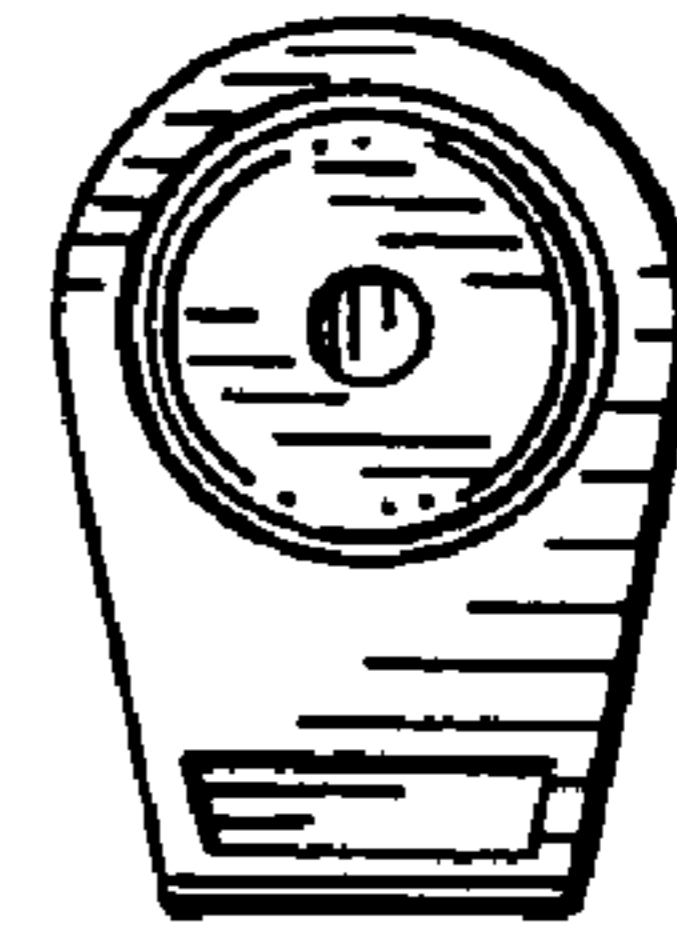


FIG. 2

FIG. 6




FIG. 4

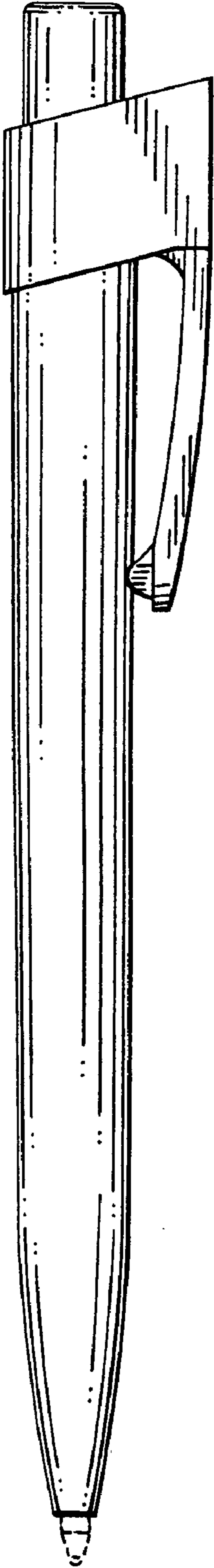


FIG. 3




FIG. 5

