



US00D552666S

(12) **United States Design Patent**
Genelot

(10) **Patent No.:** **US D552,666 S**

(45) **Date of Patent:** **** Oct. 9, 2007**

(54) **CASING FOR SPECTACLE FRAME HINGE**

D458,626 S * 6/2002 Desbiez-Piat D16/334
D458,627 S * 6/2002 Desbiez-Piat D16/334
6,948,809 B2 * 9/2005 Chao et al. 351/57

(75) Inventor: **Nicolas Genelot**, La Chaumusse (FR)

(73) Assignee: **Comotec**, Les Rousses (FR)

* cited by examiner

(**) Term: **14 Years**

Primary Examiner—Raphael Barkai
Assistant Examiner—Randall H Gholson

(21) Appl. No.: **29/242,288**

(74) *Attorney, Agent, or Firm*—Akin Gump Strauss Hauer & Feld LLP

(22) Filed: **Nov. 8, 2005**

Related U.S. Application Data

(62) Division of application No. 29/208,175, filed on Jun. 24, 2004, now Pat. No. Des. 525,281.

(57) **CLAIM**

The ornamental design for a casing for spectacle frame hinge, as shown and described.

(30) **Foreign Application Priority Data**

May 24, 2004 (WO) 270002001

DESCRIPTION

(51) **LOC (8) Cl.** **16-06**

(52) **U.S. Cl.** **D16/334**

(58) **Field of Classification Search** D16/300–330,
D16/101, 335, 339, 102; 351/41, 44, 51,
351/52, 110, 111, 103, 158, 121–123, 140,
351/142, 147, 152, 113, 153
See application file for complete search history.

FIG. 1 is a perspective view of the casing for spectacle frame hinge in accordance with my new design;

FIG. 2 is a top view thereof;

FIG. 3 is a right symmetrical view thereof;

FIG. 4 is a front view thereof; and,

FIG. 5 is an overall view for which only the protection of the casing for spectacle frame hinge is claimed; and,

FIG. 6 is a partial perspective view for which only the casing for spectacle frame hinge is claimed.


The broken line showing of the spectacles and frame is for illustrative purposes only and forms no part of the claimed design.

(56) **References Cited**

U.S. PATENT DOCUMENTS

4,991,258 A * 2/1991 Drlik 16/228
5,755,010 A * 5/1998 Lehnert 16/228
D458,625 S * 6/2002 Desbiez-Piat D16/334

1 Claim, 3 Drawing Sheets






FIG. 1




FIG. 2




FIG. 3




FIG. 4

Fig. 5

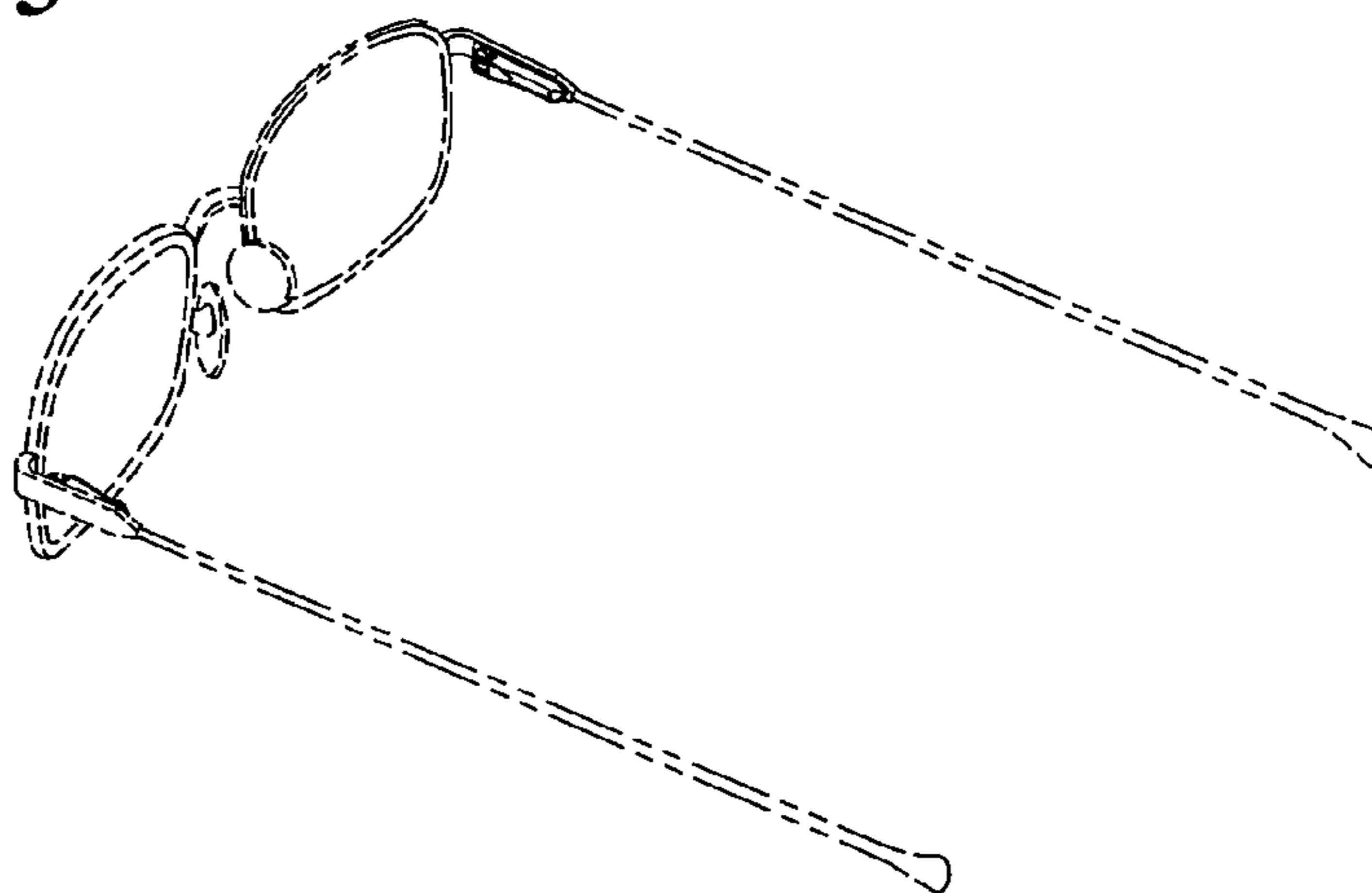


Fig. 6

