



US00D552641S

(12) **United States Design Patent** (10) **Patent No.:** **US D552,641 S**
Razquin Murgui (45) **Date of Patent:** **** Oct. 9, 2007**

(54) **MACHINE FOR THE APPLICATION OF THERMOFUSIBLE PRODUCTS**

D482,376 S * 11/2003 Jeter et al. D15/144
D500,063 S * 12/2004 Jeter et al. D15/144
2001/0009752 A1* 7/2001 Reifenberger et al. 219/421

(75) Inventor: **Jose Ma Razquin Murgui**, Ansoain (ES)

* cited by examiner

(73) Assignee: **Meler Aplicadores de Hot-Melt, SA**, Okcoyen (Navarra) (ES)

Primary Examiner—Antoine D. Davis
Assistant Examiner—Patricia Palasik
(74) *Attorney, Agent, or Firm*—Dennis G. LaPointe

(**) Term: **14 Years**

(57) **CLAIM**

(21) Appl. No.: **29/242,470**

The ornamental design for a machine for the application of thermofusible products, as shown and described.

(22) Filed: **Nov. 10, 2005**

(30) **Foreign Application Priority Data**

DESCRIPTION

May 10, 2005 (EM) 000342043

The patent or application file contains at least one drawing executed in color. Copies of this patent with color drawing(s) will be provided by the Patent and Trademark Office upon request and payment of necessary fee.

(51) **LOC (8) Cl.** **15-09**

(52) **U.S. Cl.** **D15/144**

(58) **Field of Classification Search** D15/144, D15/144.1, 144.2; 219/421; 222/146.5, 222/152, 156, 189.06, 386, 389, 397, 405
See application file for complete search history.

FIG. 1 is a perspective view of the machine;

FIG. 2 is a left side view of the machine;

FIG. 3 is a rear view of the machine;

FIG. 4 is an upper view of the machine;

FIG. 5 is a right side view of the machine; and,

FIG. 6 is a front view of the machine.

(56) **References Cited**

U.S. PATENT DOCUMENTS

D269,349 S * 6/1983 Belter D15/144
4,456,151 A * 6/1984 Lewellen 222/146.5

1 Claim, 3 Drawing Sheets
(3 of 3 Drawing Sheet(s) Filed in Color)





FIG. 1

FIG. 2




FIG. 3





FIG. 4

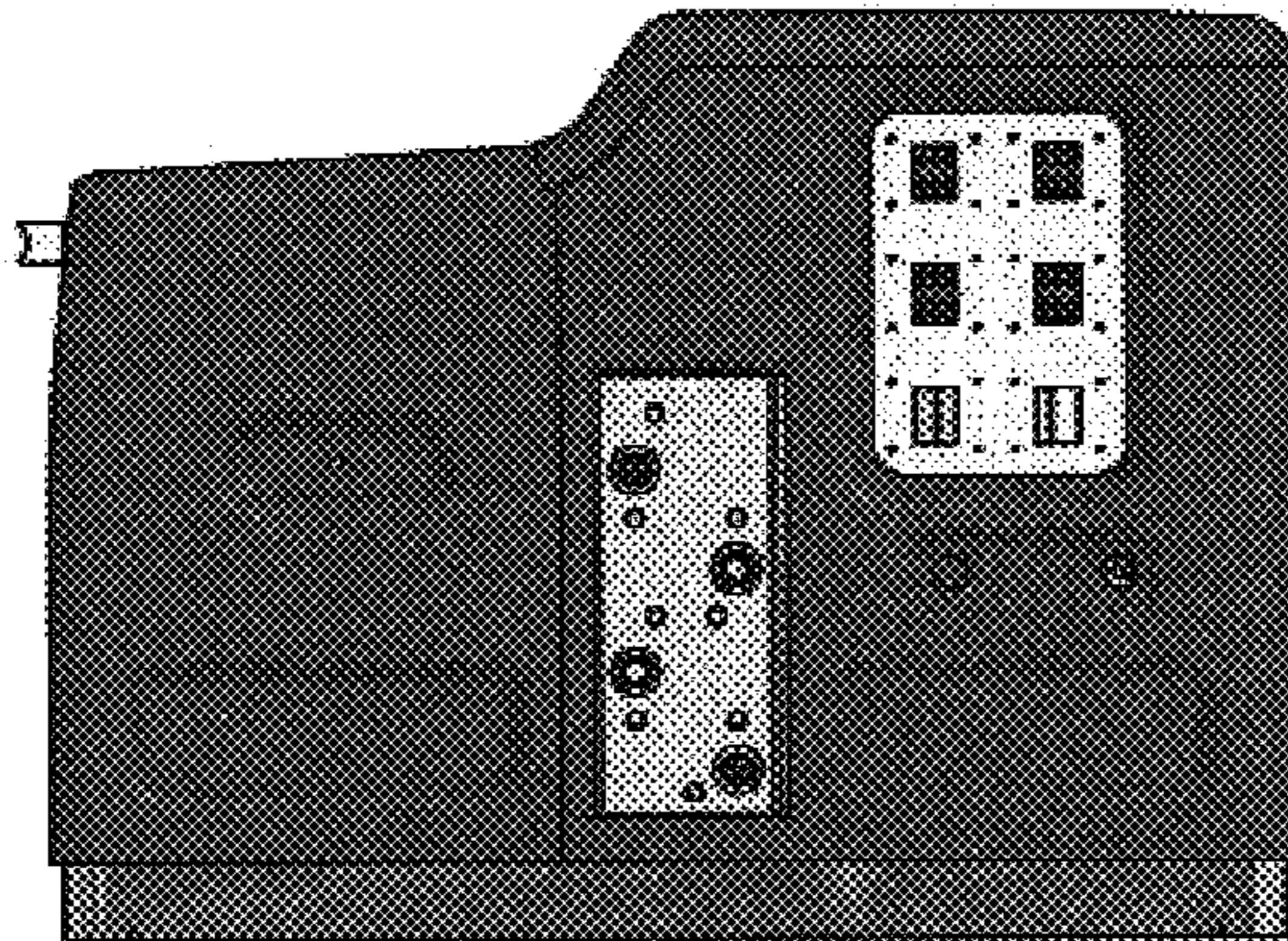


FIG. 5




FIG. 6