



US00D552639S

(12) **United States Design Patent**
Young

(10) **Patent No.:** **US D552,639 S**

(45) **Date of Patent:** **** Oct. 9, 2007**

(54) **HAMMERMILL HAMMER**

(75) Inventor: **Roger T. Young**, Davenport, IA (US)

(73) Assignee: **Genesis III, Inc.**, Prophetstown, IL (US)

(**) Term: **14 Years**

(21) Appl. No.: **29/264,260**

(22) Filed: **Aug. 7, 2006**

Related U.S. Application Data

(63) Continuation of application No. 29/258,000, filed on Apr. 13, 2006.

(51) **LOC (8) Cl.** **15-09**

(52) **U.S. Cl.** **D15/123**

(58) **Field of Classification Search** D15/123,
D15/124; 241/73, 74, 189.1, 193-197; 214/294,
214/300

See application file for complete search history.

(56) **References Cited**

U.S. PATENT DOCUMENTS

1,678,723 A * 7/1928 Clement 241/197
1,787,526 A * 1/1931 Honstain 241/300
2,404,775 A * 7/1946 Ehmann 241/197

2,716,526 A * 8/1955 Baker 241/197
2,721,707 A * 10/1955 Reinhardt 241/197
2,750,124 A * 6/1956 Reinhardt 241/197
2,982,486 A * 5/1961 Ehmann 241/197
3,322,356 A * 5/1967 Toews 241/197
3,549,095 A * 12/1970 Ratkowski 241/197
7,140,569 B2 * 11/2006 Young 241/195

* cited by examiner

Primary Examiner—Antoine D. Davis

Assistant Examiner—Patricia Palasik

(74) *Attorney, Agent, or Firm*—Law Office of Jay R. Hamilton, PLC

(57) **CLAIM**

The ornamental design for a hammermill hammer, as shown and described.

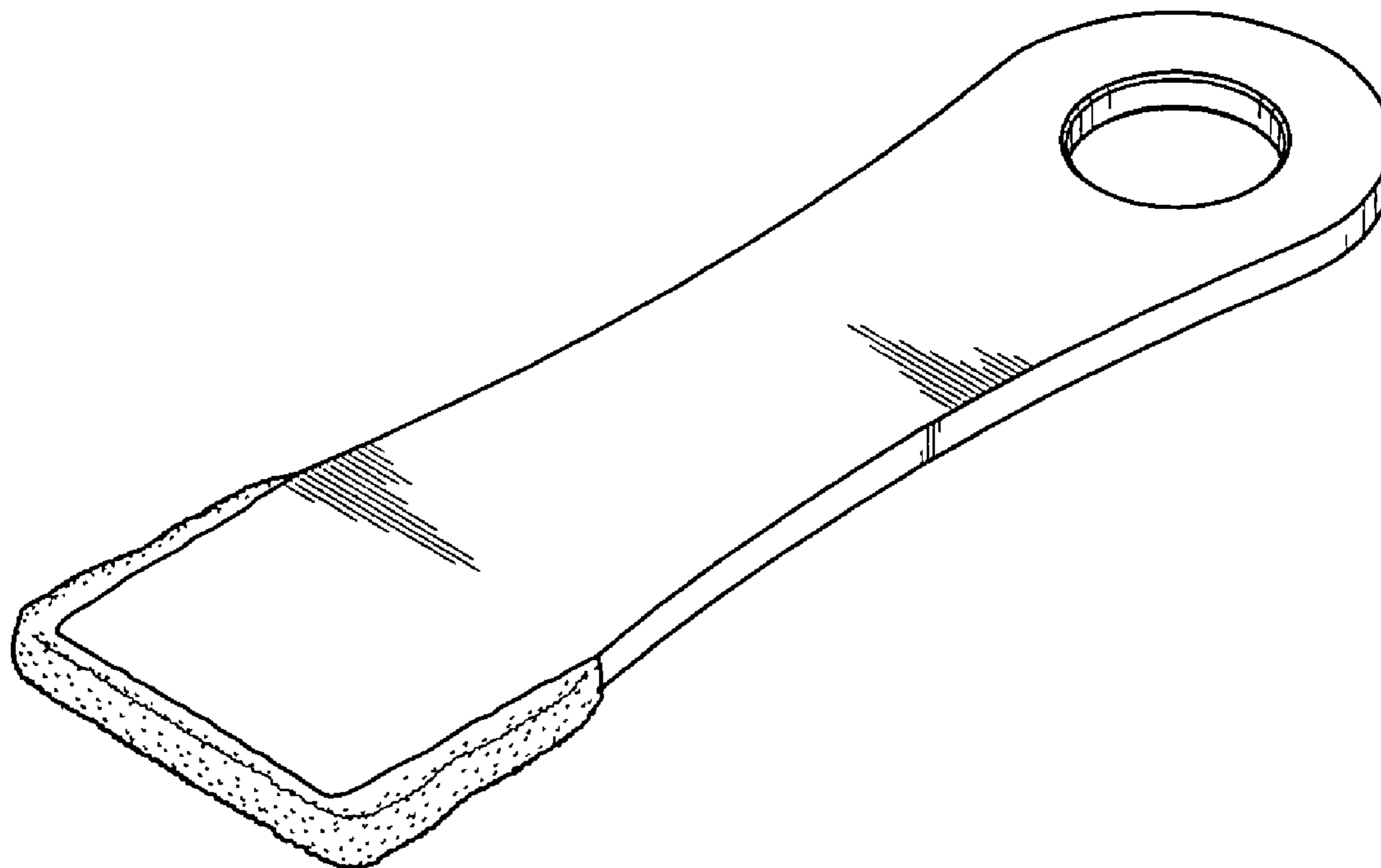
DESCRIPTION

FIG. 1 is perspective view of a hammermill hammer according to an embodiment of the invention.

FIG. 2 is a top view of a hammermill hammer according to an embodiment of the invention; and,

FIG. 3 is a side view of a hammermill hammer according to an embodiment of the invention.

1 Claim, 2 Drawing Sheets



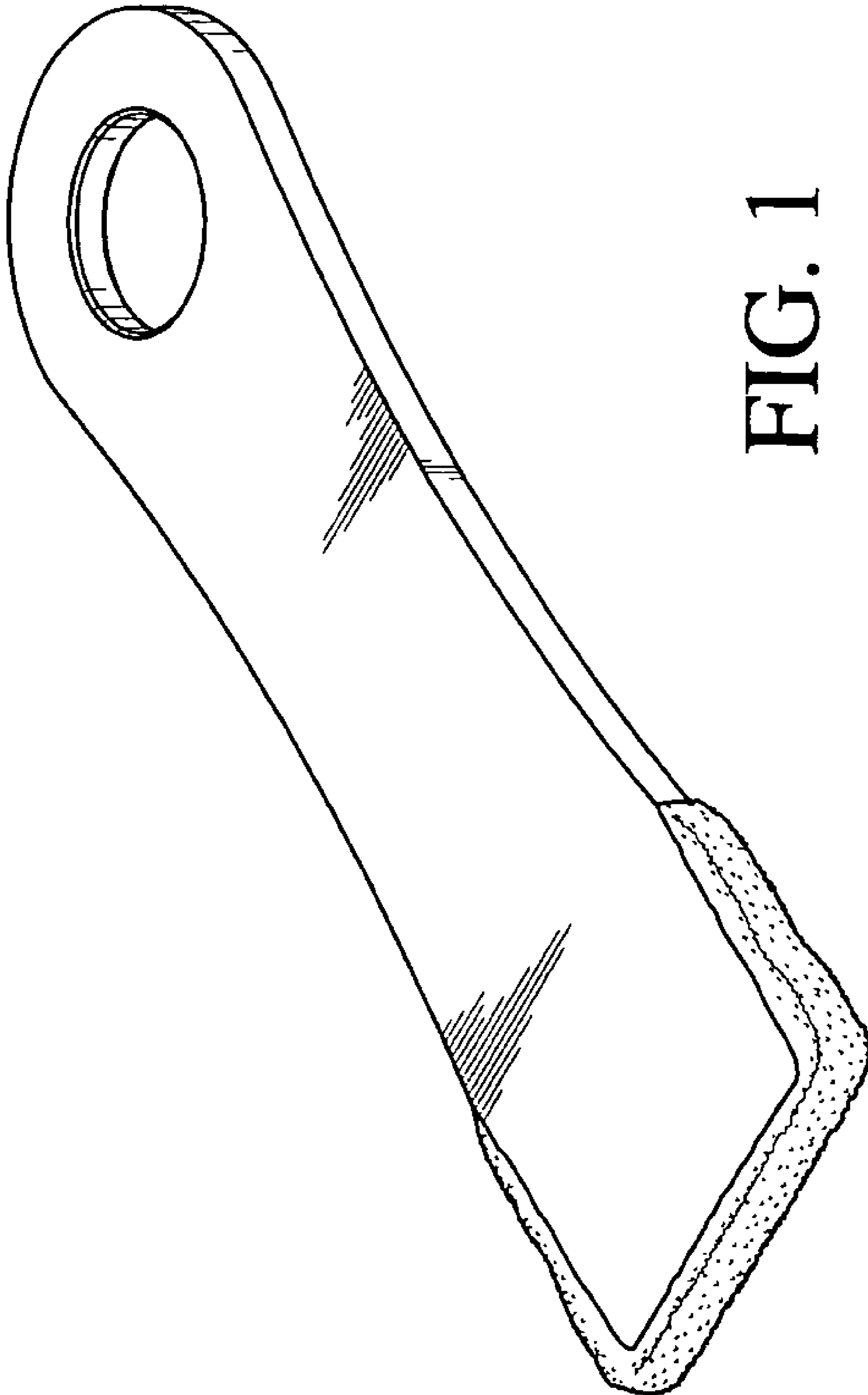


FIG. 1

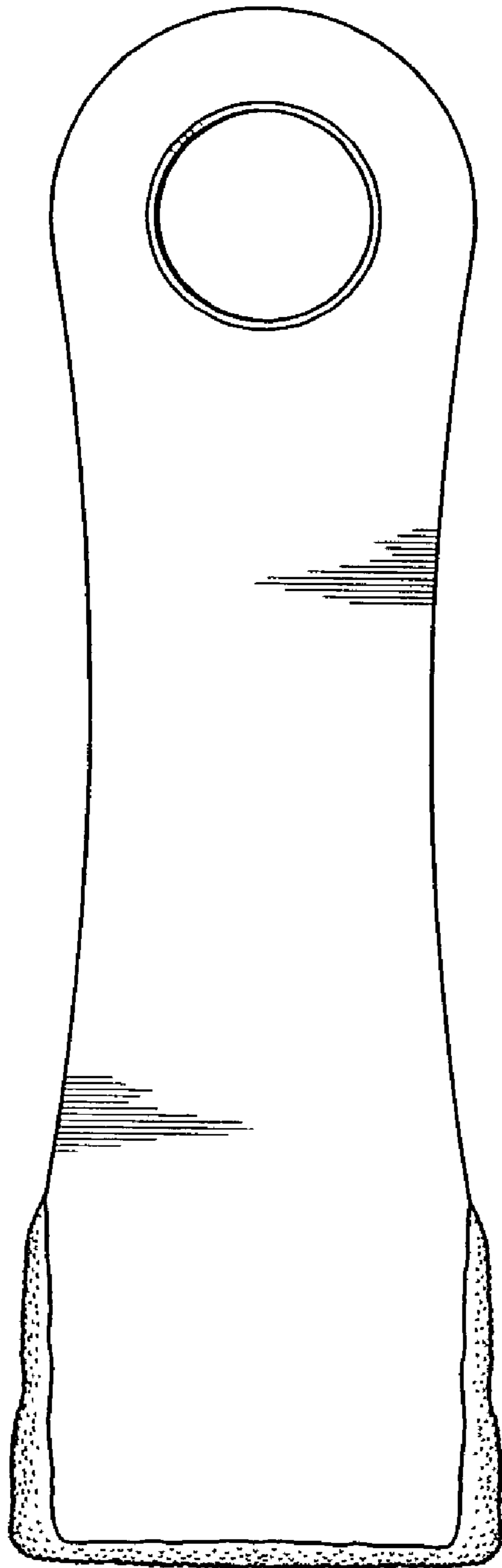


FIG. 2



FIG. 3