



US00D552623S

(12) **United States Design Patent**
Vong et al.

(10) **Patent No.:** **US D552,623 S**
(45) **Date of Patent:** **** Oct. 9, 2007**

- (54) **USER INTERFACE FOR A PORTION OF A DISPLAY SCREEN**
- (75) Inventors: **William H. Vong**, Seattle, WA (US);
Mark R. Gibson, Seattle, WA (US);
Bojana Ostojic, Kirkland, WA (US);
Kort Danner Sands, Seattle, WA (US);
Marc S. Oshiro, Seattle, WA (US)
- (73) Assignee: **Microsoft Corporation**, Redmond, WA (US)

D510,581	S *	10/2005	Robbin et al.	D14/486
6,961,903	B2 *	11/2005	Suzuki et al.	715/716
D518,829	S *	4/2006	Hally et al.	D14/486
7,024,677	B1 *	4/2006	Snyder et al.	715/723
D520,019	S *	5/2006	Hally et al.	D14/486
D523,870	S *	6/2006	Hally et al.	D14/487
D530,338	S *	10/2006	Winjum et al.	D14/485
7,155,674	B2 *	12/2006	Breen et al.	715/719
2002/0105534	A1 *	8/2002	Balassanian	345/716
2005/0097478	A1 *	5/2005	Killian et al.	715/851
2007/0113200	A1 *	5/2007	Schipper	715/810

(**) Term: **14 Years**

(21) Appl. No.: **29/246,034**

(22) Filed: **Jan. 4, 2006**

- (51) **LOC (8) Cl.** **14-04**
- (52) **U.S. Cl.** **D14/487**
- (58) **Field of Classification Search** D14/485-495;
D19/6; D20/11; 715/700-867, 973-977
See application file for complete search history.

(56) **References Cited**

U.S. PATENT DOCUMENTS

5,521,841	A *	5/1996	Arman et al.	715/723
D406,263	S *	3/1999	Wilsher	D14/487
5,963,204	A *	10/1999	Ikeda et al.	715/723
6,529,219	B1 *	3/2003	Baik et al.	715/827
6,622,171	B2 *	9/2003	Gupta et al.	715/704
6,744,968	B1 *	6/2004	Imai et al.	715/723
D492,691	S *	7/2004	Kortis	D14/486

* cited by examiner

Primary Examiner—Cathron C. Brooks
Assistant Examiner—Deanna Fluegeman
(74) *Attorney, Agent, or Firm*—Banner & Witcoff, Ltd.


(57) **CLAIM**


The ornamental design for a user interface for a portion of a display screen, as shown and described.

DESCRIPTION

FIG. 1 is a front view of a graphical user interface for a portion of a display screen showing my/our new design; and, FIG. 2 is an enlarged view of the claimed region of FIG. 1. The broken line showing immediately adjacent to the claimed region forms no part of the claimed design. The broken line showing of the display screen is for illustrative purposes only and forms no part of the claimed design.

1 Claim, 2 Drawing Sheets





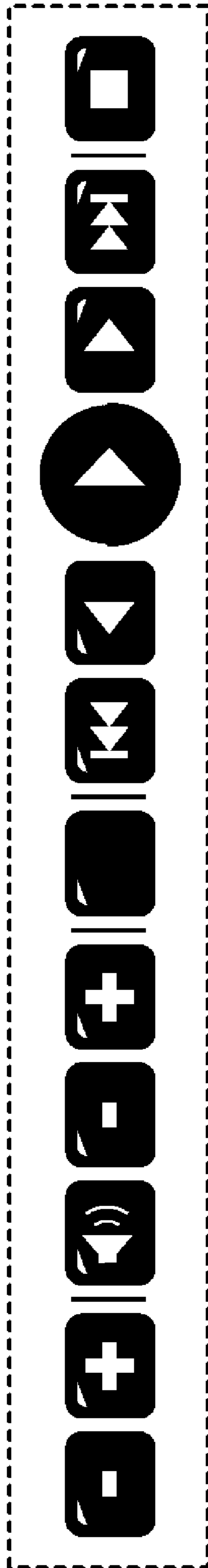


FIG. 2