



US00D552613S

(12) **United States Design Patent**  
**Tan**

(10) **Patent No.:** **US D552,613 S**

(45) **Date of Patent:** **\*\* Oct. 9, 2007**

(54) **PC REMOTE CONTROL CARD**

(75) Inventor: **Hwai Kiang David Tan**, Singapore  
(SG)

(73) Assignee: **Koninklijke Philips Electronics N.V.**,  
Eindhoven (NL)

(\*\*) Term: **14 Years**

(21) Appl. No.: **29/253,106**

(22) Filed: **Feb. 1, 2006**

(30) **Foreign Application Priority Data**

Aug. 16, 2005 (EM) ..... 000386818

(51) **LOC (8) Cl.** ..... **14-02**

(52) **U.S. Cl.** ..... **D14/436**

(58) **Field of Classification Search** ..... 235/441,  
235/443, 487, 492, 493, 495, 379-80, 375;  
D14/435-38, 478-80, 217-220, 387, 299,  
D14/400; 361/737, 679, 736, 728, 729-30;  
257/678-79; 439/946; 174/250, 260, 52.1-52.2;  
D13/168, 133, 123, 182; D17/99; D18/2,  
D18/6, 7, 11

See application file for complete search history.

(56) **References Cited**

**U.S. PATENT DOCUMENTS**

D234,603 S \* 3/1975 Snow et al. .... D14/339  
D257,560 S \* 11/1980 Jang ..... D14/347  
4,246,452 A \* 1/1981 Chandler ..... 200/5 A  
D313,398 S \* 1/1991 Gilchrist ..... D13/168  
D314,785 S \* 2/1991 Sakaguchi et al. .... D18/7  
D318,869 S \* 8/1991 Booty, Jr. .... D18/11  
D324,048 S \* 2/1992 Tanaka ..... D14/217

D337,575 S \* 7/1993 Tse ..... D14/438  
D339,351 S \* 9/1993 Matsuoka et al. .... D14/217  
5,272,477 A \* 12/1993 Tashima et al. .... 340/870.16  
5,342,226 A \* 8/1994 Hayes et al. .... 439/845  
D369,346 S \* 4/1996 Tan ..... D13/133  
D380,449 S \* 7/1997 Palatov ..... D13/168  
D385,273 S \* 10/1997 de Boer ..... D14/387  
D394,428 S \* 5/1998 Copeland et al. .... D14/387  
D402,966 S \* 12/1998 Lim ..... D13/168  
D410,913 S \* 6/1999 Saito et al. .... D14/436  
D422,268 S \* 4/2000 Tsui ..... D13/168  
D434,418 S \* 11/2000 Shinada ..... D14/436  
D444,131 S \* 6/2001 Pinchuk ..... D13/168  
D445,796 S \* 7/2001 Hoferitza et al. .... D14/436  
D455,751 S \* 4/2002 Hussaini et al. .... D14/436  
D473,234 S \* 4/2003 Hussaini et al. .... D14/436  
D475,682 S \* 6/2003 Li et al. .... D13/133

\* cited by examiner

*Primary Examiner*—M. H. Tung

*Assistant Examiner*—Susan Moon Lee

(57) **CLAIM**

The ornamental design for a PC remote control card, as shown.

**DESCRIPTION**

FIG. 1 is a perspective view showing my design;

FIG. 2 is a front elevational view thereof;

FIG. 3 is a rear elevational view thereof;


FIG. 4 is a right side elevational view thereof;

FIG. 5 is a left side elevational view thereof;

FIG. 6 is a top plan view thereof; and,

FIG. 7 is a bottom plan view thereof.

**1 Claim, 3 Drawing Sheets**






FIG.1

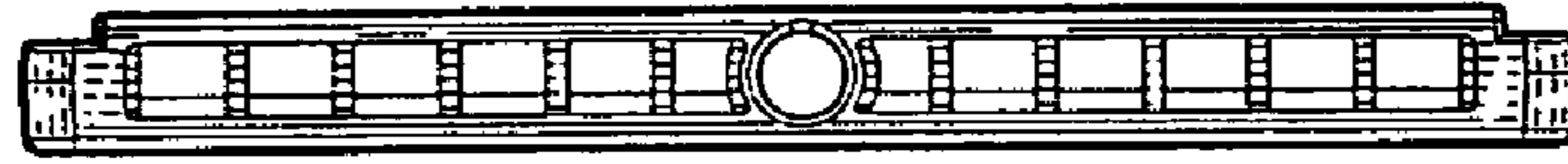


FIG. 2

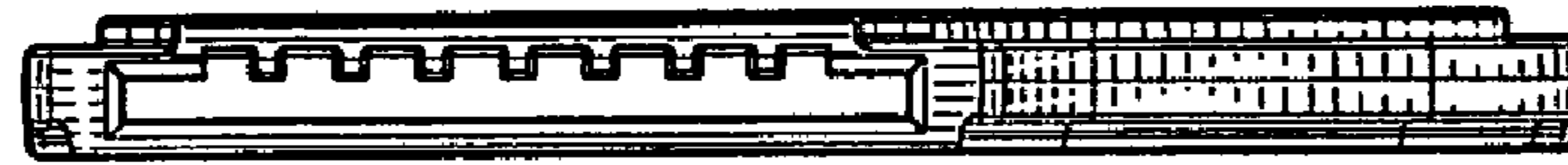


FIG. 3




FIG. 4

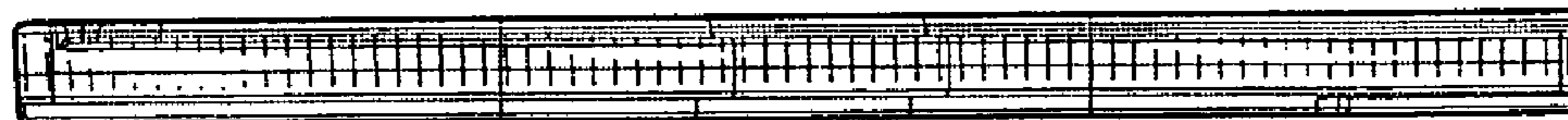


FIG. 5

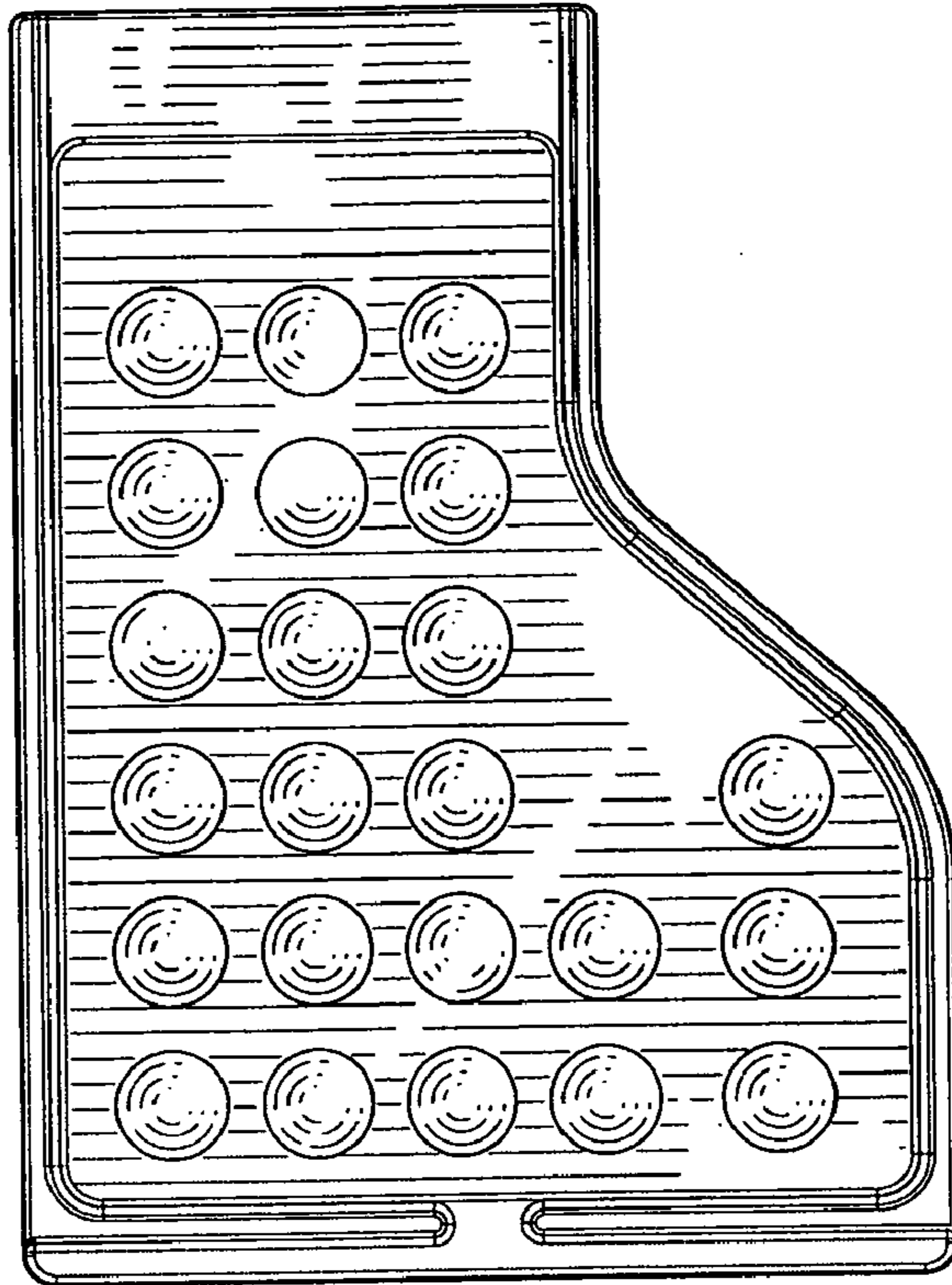


FIG. 6

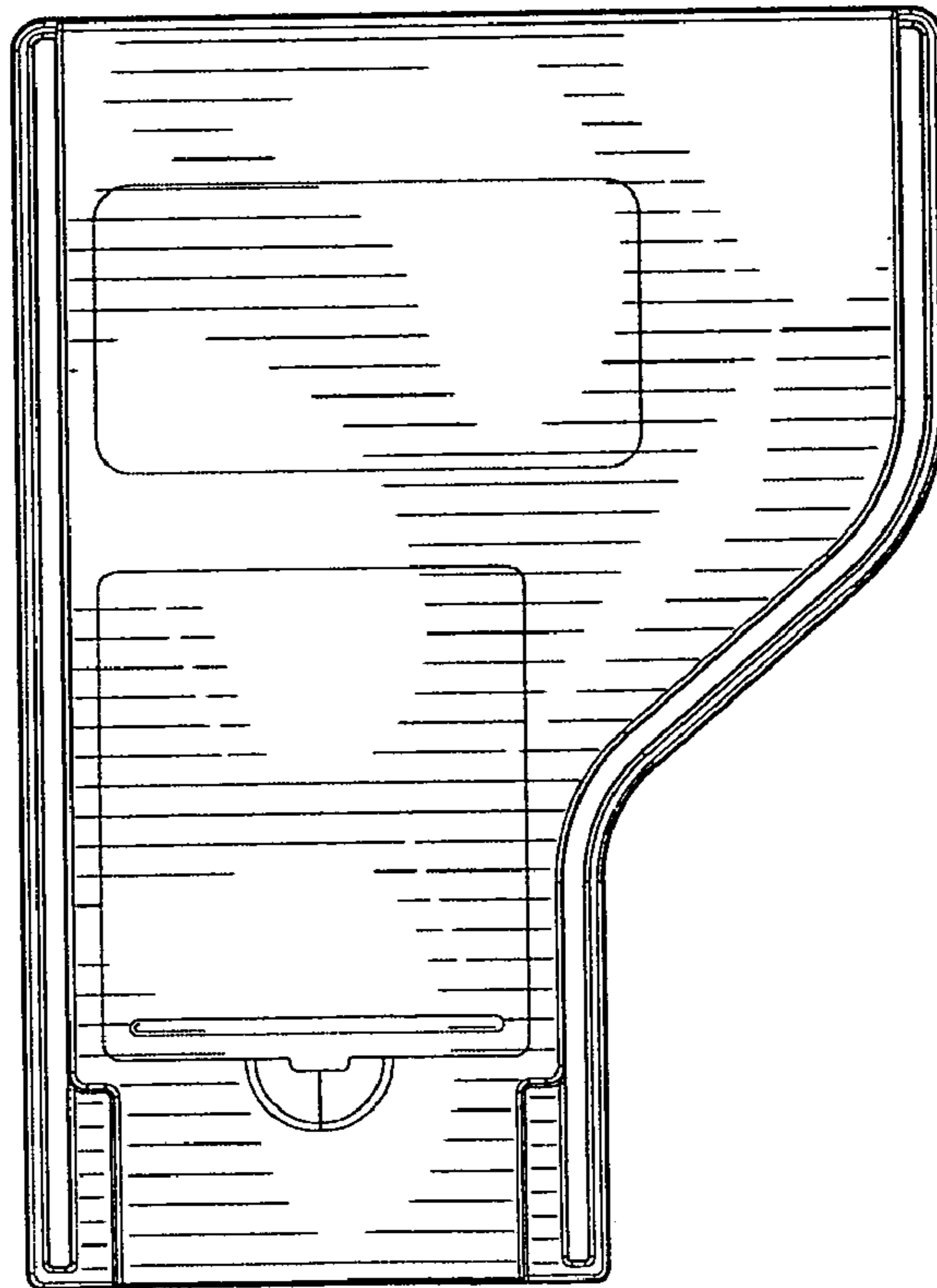


FIG. 7