



US00D552605S

(12) **United States Design Patent**
Corley et al.

(10) **Patent No.:** **US D552,605 S**

(45) **Date of Patent:** **** Oct. 9, 2007**

(54) **HANDHELD DEVICE**

(75) Inventors: **Cortez Corley**, Waterloo (CA); **Frank Tyneski**, San Diego, CA (US); **Teodor Dabov**, Toronto (CA); **Jason T. Griffin**, Kitchener (CA)

(73) Assignee: **Research In Motion Limited**, Waterloo, Ontario (CA)

(**) Term: **14 Years**

(21) Appl. No.: **29/239,772**

(22) Filed: **Oct. 4, 2005**

(51) **LOC (8) Cl.** **14-02**

(52) **U.S. Cl.** **D14/341**

(58) **Field of Classification Search** D14/341-346,
D14/138; D18/1, 2, 7, 11; 235/145 A, 145 R;
341/22, 23; 345/156, 168, 169, 172, 173;
349/12; 361/680-686; D21/329; 434/323
See application file for complete search history.

(56) **References Cited**

U.S. PATENT DOCUMENTS

5,827,071 A * 10/1998 Sorensen et al. 434/323
D490,119 S * 5/2004 Griffin et al. D21/329

D502,455 S * 3/2005 Brandis et al. D14/138
6,919,879 B2 * 7/2005 Griffin et al. 345/168
D518,806 S * 4/2006 Husgafvel D14/138

* cited by examiner

Primary Examiner—Freda S. Nunn

(74) *Attorney, Agent, or Firm*—Brij K. Agarwal; Eckert Seamans Cherin & Mellott, LLC

(57) **CLAIM**

The ornamental design for a handheld device, as shown and described.

DESCRIPTION

FIG. 1 is a perspective view of a handheld device depicting our new design;

FIG. 2 is a front elevational view thereof;

FIG. 3 is a left side elevational view thereof;


FIG. 4 is a right side elevational view thereof;

FIG. 5 is a top plan view thereof; and,

FIG. 6 is a bottom plan view thereof.

The broken lines shown in the drawings are for illustrative purposes only and form no part of the claimed design.

1 Claim, 4 Drawing Sheets






FIG. 1




FIG. 2




FIG. 3




FIG. 4

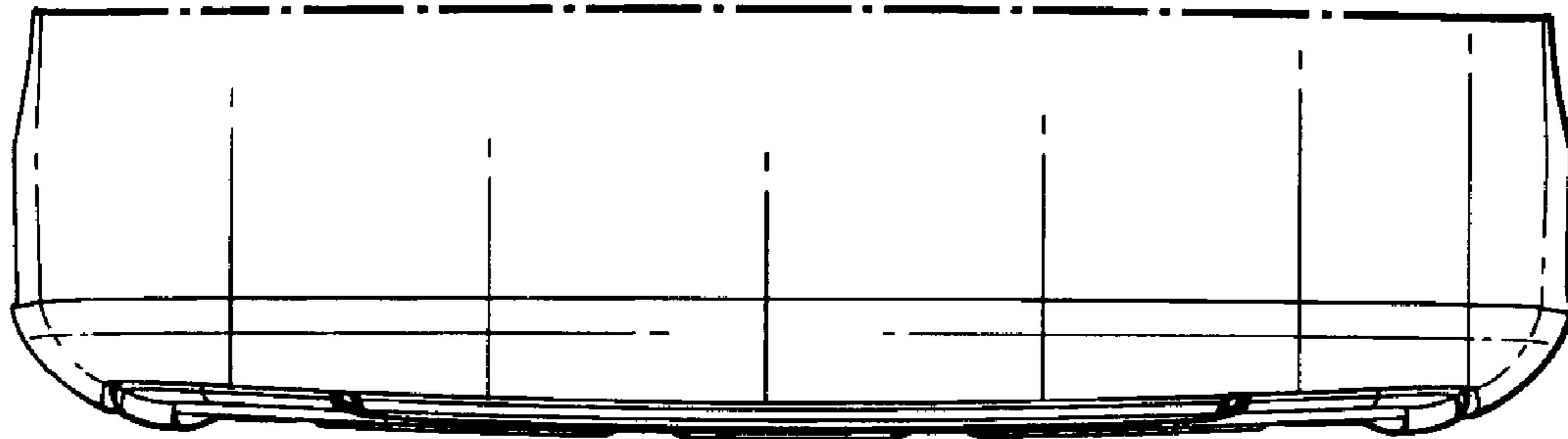


FIG. 5

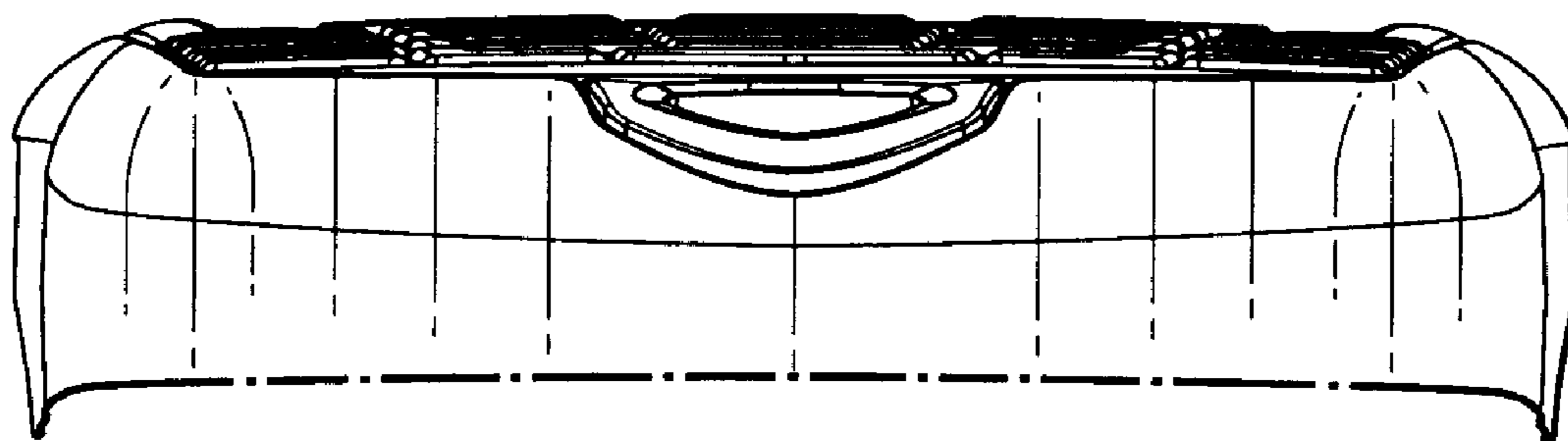


FIG. 6